



























MORE SPACE,
MORE BEAUTY

























24"x48"



























2026
EDITION















 **LANDMARK**
CERAMICS

INDEX

							
				24"x48" MATT ± 0.35" 9 mm	24"x48" GRIP ± 0.35" 9 mm	24"x48" FRONTIER20 ± 0.35" 9 mm	24"x48" VENEER ± 0.35" 9 mm
TRAVERTINE LOOK	TRAIL REFINED		Cross Cut Pearl	page 8	page 50		
			Vein Cut Pearl	page 8			page 43
			Cross Cut Grey	page 8			
			Vein Cut Grey	page 8		page 62	
			Cross Cut Ivory	page 10			
			Vein Cut Ivory	page 10			page 43
			Cross Cut Beige	page 10	page 50		
			Vein Cut Beige	page 10		page 62	
			Travertine Cross Cut White			page 64	
			Travertine Cross Cut Silver			page 64	
			Travertine Cross Cut Cream			page 64	
BLUESTONE LOOK	BLUESTONE		Blue Select	page 12		page 66	
			Full Color	page 12		page 66	
			Thermal Blue Select	page 12		page 66	
CONCRETE LOOK	JOURNEY		Natural Ivory	page 14			page 39
			Modern Grey	page 14			page 39
	MADE IN		Freedom White	page 16			
			Passion Silver	page 16			
			Vision Grey	page 16			

							
				24"x48" MATT ± 0.35" 9 mm	24"x48" GRIP ± 0.35" 9 mm	24"x48" FRONTIER20 ± 0.35" 9 mm	24"x48" VENEER ± 0.35" 9 mm
DECO LOOK	DECO XL		Blue Peony	page 18			
			Red Lily	page 18			
			Sketch Jungle	page 18			
			Green Ginkgo	page 18			
			Autumn Leaf	page 18			
	MOOD EARTH		Limestone	page 4	page 46	page 58	
			Biscuit	page 4			
			Dune	page 4	page 46	page 58	
			Sand	page 4	page 46	page 58	
LIMESTONE LOOK	MOOD STONE		Greige	page 4			
			Frost	page 6	page 48	page 60	
			Ash	page 6	page 48	page 60	
			Taupe	page 6			
			Dark	page 6			
			Charcoal	page 6	page 48	page 60	
			Indiana Buff Select			page 68	
			Indiana Grey Select			page 68	
			International White				page 38
			Neoclassical Beige				page 38

							
				24"x48" MATT ± 0.35" 9 mm	24"x48" GRIP ± 0.35" 9 mm	24"x48" FRONTIER20 ± 0.35" 9 mm	24"x48" VENEER ± 0.35" 9 mm
MARBLE LOOK	CHARME		Calacatta Gold	page 20			page 42
			Veined Statuario	page 20			page 42
	CHARME EVO		Michelangelo Extra White	page 22		page 70	
			Renoir Plus	page 22			page 40
			Pearl Grey				page 40
			Calacatta Black				
	EXPLORE		Arctic White	page 24		page 72	
			African Beige	page 24	page 54	page 72	
			Star Grey	page 24	page 54	page 72	
RESIN LOOK	VISION		Dove	page 26			
			Pearl	page 26			
			Concrete	page 26			
	ESSENCE		Montauk White	page 28		page 74	
			Montauk Grey	page 28	page 52	page 74	
			Montauk Black	page 28	page 52	page 74	
	INFINITY		Sky	page 30			page 36
			Desert	page 30			page 36
			Absolute	page 30			page 36
TERRAZZO LOOK	ELITE		Diamond White				page 36
WOOD LOOK	SPIRIT		Elegant Oak				page 40
			Old Maple				page 40

				
				24"x48" MATT ± 0.31" 8 mm
CONCRETE LOOK	NEW YORK		White	page 80
			Concrete	page 80
	SEATTLE		Grey	page 82
			Black	page 82
	BERLIN		Grey	page 78
			Charcoal	page 78
MARBLE LOOK	TUSCANY		White	page 84
STONE LOOK	BROOKLYN		Ivory	page 88
			Grey	page 88
	CHARLESTON		Beige	page 86
			White	page 86
			Grey	page 86

24"x48" BY COLLECTION

From sleek modern surfaces to timeless natural inspirations, Landmark's 24x48 offering spans across all major product categories: Porcelain Tiles, Porcelain Grip Tiles, Porcelain Pavers, and Porcelain Veneers (Atelier XL). Each category is thoughtfully represented with a wide variety of aesthetic options, allowing anyone to find the perfect match for any project-indoor or outdoor, residential or commercial.

Whether you're drawn to the boldness of stone, the warmth of travertine, or the sophistication of concrete and marble looks, Landmark's 24x48 portfolio delivers design freedom with the benefits of durability, low maintenance, and seamless integration across spaces.

Explore this catalog to discover how the 24x48 format opens up a world of possibilities-unifying size, style, and performance in.

Mood	NEW2026 p. 4
Trail	p. 8
Bluestone	p. 12
Journey	p. 14
Made.in	p. 16
Deco XL	p. 18
Charme	p. 20
Charme Evo	p. 22
Explore	p. 24
Vision	p. 26
Essence	p. 28
Infinity	p. 30



PROJECT
FLOOR DESIGN
Mood Earth Limestone - 24"x48"
WALL DESIGN
Mood Earth Limestone - 24"x48"
Mood Earth Limestone Mosaic Chevron 3D - 8"x10"
Mood Urban Pearl 12"x24"

LIMESTONE


27%
RECYCLED MATERIAL



Available size



24"x48"
MATT
± 0.35" / 9 mm



24"x48"
GRIP
± 0.35"



24"x48"
FRONTIER20
± 0.8"

Color shading



V2

SAND

27%
RECYCLED MATERIAL



Available size



24"x48"
MATT
± 0.35"



24"x48"
GRIP
± 0.35"



24"x48"
FRONTIER20
± 0.8"

Color shading



V2

BISCUIT

27%
RECYCLED MATERIAL



Available size



24"x48"
MATT
± 0.35"

Color shading



V2

GREIGE

27%
RECYCLED MATERIAL



Available size



24"x48"
MATT
± 0.35"

Color shading



V2

DUNE


27%
RECYCLED MATERIAL



Available size



24"x48"
MATT
± 0.35"



24"x48"
GRIP
± 0.35"



24"x48"
FRONTIER20
± 0.8"

Color shading



V2

The color of tiles printed in this catalog may differ from actual tiles. Tile color reproductions in this catalog are representative only. Slight tone and shade variations are inherent in porcelain tiles. Before selecting a color, we recommend that you contact your local representative, who will provide you with a sample piece of the requested tile.

This porcelain tile product is manufactured with a V2 shade variation. Remember that the amount of color as well as the texture of each piece may vary from tile to tile. Inspect the product immediately upon delivery and select tiles from many boxes during installation to minimize and blend any possible color difference.



PROJECT
FLOOR DESIGN
Mood Stone Taupe - 24"x48"
Mood Stone Taupe Mosaic A - 12"x12"
WALL DESIGN
Mood Urban Ivory - 12"x24"
Mood Earth Limestone Mosaic Chevron 3D - 8"x10"
Veneer World Atelier Combed Limestone - 12"x24"

FROST


27%
RECYCLED MATERIAL



Available size



24"x48"
MATT
± 0.35" / 9 mm



24"x48"
GRIP
± 0.35"



24"x48"
FRONTIER20
± 0.8"

Color shading



V2

DARK

26%
RECYCLED MATERIAL



Available size



24"x48"
MATT
± 0.35"

Color shading



V2

ASH


27%
RECYCLED MATERIAL



Available size



24"x48"
MATT
± 0.35"



24"x48"
GRIP
± 0.35"



24"x48"
FRONTIER20
± 0.8"

Color shading



V2

CHARCOAL


26%
RECYCLED MATERIAL



Available size



24"x48"
MATT
± 0.35"



24"x48"
GRIP
± 0.35"



24"x48"
FRONTIER20
± 0.8"

Color shading



V2

TAUPE

27%
RECYCLED MATERIAL



Available size



24"x48"
MATT
± 0.35"

Color shading



V2

The color of tiles printed in this catalog may differ from actual tiles. Tile color reproductions in this catalog are representative only. Slight tone and shade variations are inherent in porcelain tiles. Before selecting a color, we recommend that you contact your local representative, who will provide you with a sample piece of the requested tile.

This porcelain tile product is manufactured with a V2 shade variation. Remember that the amount of color as well as the texture of each piece may vary from tile to tile. Inspect the product immediately upon delivery and select tiles from many boxes during installation to minimize and blend any possible color difference.



PROJECT
INDOOR FLOOR DESIGN
Trail Cross Cut Pearl - 24"x48"
OUTDOOR FLOOR DESIGN
Frontier 20 Travertine Select Cross Cut Pearl - 24"x24"

CROSS CUT PEARL



Available sizes



24"x48"
MATT
± 0.35" / 9 mm



24"x48"
GRIP
± 0.35"

Color shading



V2

CROSS CUT GREY



Available size



24"x48"
MATT
± 0.35"

Color shading



V2

VEIN CUT PEARL



Available size



24"x48"
MATT
± 0.35"



24"x48"
ATELIER XL CHISEL
± 0.35"

Color shading



V2

VEIN CUT GREY



Available sizes



24"x48"
MATT
± 0.35"



24"x48"
FRONTIER20
± 0.8" / 20 mm

Color shading



V2

The color of tiles printed in this catalog may differ from actual tiles. Tile color reproductions in this catalog are representative only. Slight tone and shade variations are inherent in porcelain tiles. Before selecting a color, we recommend that you contact your local representative, who will provide you with a sample piece of the requested tile.

This porcelain tile product is manufactured with a V2 shade variation. Remember that the amount of color as well as the texture of each piece may vary from tile to tile. Inspect the product immediately upon delivery and select tiles from many boxes during installation to minimize and blend any possible color difference.



PROJECT
FLOOR DESIGN
Trail Vein Cut Ivory - 12"x24" - 24"x48"
WALL DESIGN
Trail Vein Cut Ivory - 24"x48"
Trail Vein Cut Ivory Herringbone - 12"x10"
DESK - FURNITURE
Trail Vein Cut Ivory - 24"x48"

CROSS CUT IVORY



Available sizes



24"x48"
MATT
± 0.35" / 9 mm

Color shading



V2

CROSS CUT BEIGE



Available sizes



24"x48"
MATT
± 0.35"



24"x48"
GRIP
± 0.35"

Color shading



V2

VEIN CUT IVORY



Available size



24"x48"
MATT
± 0.35"



24"x48"
ATELIER XL CHISEL
± 0.35"

Color shading



V2

VEIN CUT BEIGE



Available sizes



24"x48"
MATT
± 0.35"



24"x48"
FRONTIER20
± 0.8" / 20 mm

Color shading



V2

The color of tiles printed in this catalog may differ from actual tiles. Tile color reproductions in this catalog are representative only. Slight tone and shade variations are inherent in porcelain tiles. Before selecting a color, we recommend that you contact your local representative, who will provide you with a sample piece of the requested tile.

This porcelain tile product is manufactured with a V2 shade variation. Remember that the amount of color as well as the texture of each piece may vary from tile to tile. Inspect the product immediately upon delivery and select tiles from many boxes during installation to minimize and blend any possible color difference.



PROJECT
INDOOR FLOOR DESIGN
Bluestone Blue Select - 24"x48"
Bluestone Blue Select Mosaic D - 12"x10"
FIREPLACE DESIGN
Charme Charme Evo Cote Azure Deluxe - 24"x24"

BLUE SELECT



Available sizes



24"x48"
MATT
± 0.35" / 9 mm



24"x48"
FRONTIER20
± 0.8" / 20 mm

Color shading



V2

THERMAL BLUE SELECT



Available size



24"x48"
MATT
± 0.35"

Color shading



V2

The color of tiles printed in this catalog may differ from actual tiles. Tile color reproductions in this catalog are representative only. Slight tone and shade variations are inherent in porcelain tiles. Before selecting a color, we recommend that you contact your local representative, who will provide you with a sample piece of the requested tile.

FULL COLOR



Available size



24"x48"
FRONTIER20
± 0.8"

Color shading



V2

This porcelain tile product is manufactured with a V2 shade variation. Remember that the amount of color as well as the texture of each piece may vary from tile to tile. Inspect the product immediately upon delivery and select tiles from many boxes during installation to minimize and blend any possible color difference.



PROJECT
FLOOR DESIGN
Journey Natural Ivory - 24"x48"
WALL DESIGN
Journey Natural Ivory - 12"x24" - 8"x40"

NATURAL IVORY

27%
RECYCLED MATERIAL



Available sizes



24"x48"
MATT
± 0.35" / 9 mm



24"x48"
ATELIER XL LINE
± 0.35"

Color shading



V2

MODERN GREY

26%
RECYCLED MATERIAL



Available sizes



24"x48"
MATT
± 0.35"



24"x48"
ATELIER XL LINE
± 0.35"

Color shading



V2

The color of tiles printed in this catalog may differ from actual tiles. Tile color reproductions in this catalog are representative only. Slight tone and shade variations are inherent in porcelain tiles. Before selecting a color, we recommend that you contact your local representative, who will provide you with a sample piece of the requested tile.

This porcelain tile product is manufactured with a V2 shade variation. Remember that the amount of color as well as the texture of each piece may vary from tile to tile. Inspect the product immediately upon delivery and select tiles from many boxes during installation to minimize and blend any possible color difference.



PROJECT
FLOOR DESIGN
Made.In Freedom White - 24"x48"

FREEDOM WHITE

27%
RECYCLED MATERIAL



Available size



24"x48"
MATT
± 0.35" / 9 mm

Color shading



V2

PASSION SILVER

26%
RECYCLED MATERIAL



Available size



24"x48"
MATT
± 0.35"

Color shading



V2

VISION GREY

26%
RECYCLED MATERIAL



Available size



24"x48"
MATT
± 0.35"

Color shading



V2

The color of tiles printed in this catalog may differ from actual tiles. Tile color reproductions in this catalog are representative only. Slight tone and shade variations are inherent in porcelain tiles. Before selecting a color, we recommend that you contact your local representative, who will provide you with a sample piece of the requested tile.

This porcelain tile product is manufactured with a V2 shade variation. Remember that the amount of color as well as the texture of each piece may vary from tile to tile. Inspect the product immediately upon delivery and select tiles from many boxes during installation to minimize and blend any possible color difference.



PROJECT
WALL DESIGN
Blue Peony - 24"x48"
FLOOR DESIGN
Made.In Liberty Black - 24"x24"

BLUE PEONY

27%
RECYCLED MATERIAL



Available size



24"x48"
MATT
± 0.35" / 9 mm

Color shading



V2

RED LILY

27%
RECYCLED MATERIAL



Available size



24"x48"
MATT
± 0.35"

Color shading



V2

SKETCH JUNGLE

27%
RECYCLED MATERIAL



Available size



24"x48"
MATT
± 0.35"

Color shading



V2

GREEN GINKGO

27%
RECYCLED MATERIAL



Available size



24"x48"
MATT
± 0.35"

Color shading



V2

AUTUMN LEAF

27%
RECYCLED MATERIAL



Available size



24"x48"
MATT
± 0.35"

Color shading



V2

The color of tiles printed in this catalog may differ from actual tiles. Tile color reproductions in this catalog are representative only. Slight tone and shade variations are inherent in porcelain tiles. Before selecting a color, we recommend that you contact your local representative, who will provide you with a sample piece of the requested tile.

This porcelain tile product is manufactured with a V2 shade variation. Remember that the amount of color as well as the texture of each piece may vary from tile to tile. Inspect the product immediately upon delivery and select tiles from many boxes during installation to minimize and blend any possible color difference.



PROJECT
WALL DESIGN
Charme Calacatta Gold - 24"x48"

CALACATTA GOLD

27%
RECYCLED MATERIAL



Available sizes



24"x48"
MATT
± 0.35" / 9 mm



24"x48"
ATELIER XL CHISEL
± 0.35"

Color shading



V2

VEINED STATUARIO

27%
RECYCLED MATERIAL



Available sizes



24"x48"
MATT
± 0.35"



24"x48"
ATELIER XL CHISEL
± 0.35"

Color shading



V2

The color of tiles printed in this catalog may differ from actual tiles. Tile color reproductions in this catalog are representative only. Slight tone and shade variations are inherent in porcelain tiles. Before selecting a color, we recommend that you contact your local representative, who will provide you with a sample piece of the requested tile.

This porcelain tile product is manufactured with a V2 shade variation. Remember that the amount of color as well as the texture of each piece may vary from tile to tile. Inspect the product immediately upon delivery and select tiles from many boxes during installation to minimize and blend any possible color difference.

PROJECT
INDOOR FLOOR DESIGN
Charme Evo Calacatta Black - 24"x24"
Charme Evo Michelangelo Extra White - 24"x48"
OUTDOOR FLOOR DESIGN
Frontier20 Michelangelo Extra White (20mm) - 24"x24"
COUNTER
Charme Evo Michelangelo Extra White - 24"x48"
WALL DESIGN
Charme Evo Calacatta Black Mosaic D - 12"x10"
Charme Evo Calacatta Black - 24"x24"

MICHELANGELO EXTRA WHITE

27%
RECYCLED MATERIAL



Available sizes



24"x48"
MATT
± 0.35" / 9 mm



24"x48"
FRONTIER20
± 0.8" / 20 mm

Color shading



V2

RENOIR PLUS

27%
RECYCLED MATERIAL



Available sizes



24"x48"
MATT
± 0.35"



24"x48"
ATELIER XL FLUTE
± 0.35"

Color shading



V2

The color of tiles printed in this catalog may differ from actual tiles. Tile color reproductions in this catalog are representative only. Slight tone and shade variations are inherent in porcelain tiles. Before selecting a color, we recommend that you contact your local representative, who will provide you with a sample piece of the requested tile.

This porcelain tile product is manufactured with a V2 shade variation. Remember that the amount of color as well as the texture of each piece may vary from tile to tile. Inspect the product immediately upon delivery and select tiles from many boxes during installation to minimize and blend any possible color difference.



PROJECT
FLOOR DESIGN
Explore Arctic White - 24"x48" - 24"x24" - 12"x24"
FLOWERBED
Explore Everest Dark - 24"x24" - 12"x24"

ARCTIC WHITE



Available sizes



24"x48"
MATT
± 0.35" / 9 mm

24"x48"
FRONTIER20
± 0.8" / 20 mm

Color shading



AFRICAN BEIGE



Available sizes



24"x48"
MATT
± 0.35"

24"x48"
GRIP
± 0.35"

24"x48"
FRONTIER20
± 0.8"

Color shading



STAR GREY



Available sizes



24"x48"
MATT
± 0.35"

24"x48"
GRIP
± 0.35"

24"x48"
FRONTIER20
± 0.8"

Color shading



The color of tiles printed in this catalog may differ from actual tiles. Tile color reproductions in this catalog are representative only. Slight tone and shade variations are inherent in porcelain tiles. Before selecting a color, we recommend that you contact your local representative, who will provide you with a sample piece of the requested tile.

This porcelain tile product is manufactured with a V2 shade variation. Remember that the amount of color as well as the texture of each piece may vary from tile to tile. Inspect the product immediately upon delivery and select tiles from many boxes during installation to minimize and blend any possible color difference.



PROJECT
FLOOR DESIGN
Vision Concrete - 24"x48"
Vision Dark - 12"x24"
KITCHEN COUNTER
Soul Piedepoule Pattern - 12"x24"
WALL DESIGN
Soho Black - 3"x12"

DOVE

27%
RECYCLED MATERIAL



Available size



24"x48"
MATT
± 0.35" / 9 mm

Color shading



V2

PEARL

27%
RECYCLED MATERIAL



Available size



24"x48"
MATT
± 0.35"

Color shading



V2

CONCRETE

26%
RECYCLED MATERIAL



Available size



24"x48"
MATT
± 0.35"

Color shading



V2

The color of tiles printed in this catalog may differ from actual tiles. Tile color reproductions in this catalog are representative only. Slight tone and shade variations are inherent in porcelain tiles. Before selecting a color, we recommend that you contact your local representative, who will provide you with a sample piece of the requested tile.

This porcelain tile product is manufactured with a V2 shade variation. Remember that the amount of color as well as the texture of each piece may vary from tile to tile. Inspect the product immediately upon delivery and select tiles from many boxes during installation to minimize and blend any possible color difference.



PROJECT
INDOOR FLOOR DESIGN
Essence Refined Montauk White - 12"x24" - 24"x48"
OUTDOOR FLOOR DESIGN
Essence Refined Montauk White Grip - 12"x24"
WALL DESIGN
Essence Refined Montauk White Mosaic Chevron 3D - 8"x12"
Veneer World Pro LedgeStone Ridge Beige - 6"x24"
Veneer World Atelier Combed Montauk White - 12"x24"

MONTAUK WHITE



Available sizes



24"x48"
MATT
± 0.35" / 9 mm



24"x48"
FRONTIER20
± 0.8" / 20 mm

Color shading



V2

MONTAUK GREY



Available sizes



24"x48"
MATT
± 0.35"



24"x48"
GRIP
± 0.35"



24"x48"
FRONTIER20
± 0.8"


Color shading



V2

The color of tiles printed in this catalog may differ from actual tiles. Tile color reproductions in this catalog are representative only. Slight tone and shade variations are inherent in porcelain tiles. Before selecting a color, we recommend that you contact your local representative, who will provide you with a sample piece of the requested tile.

MONTAUK BLACK



Available sizes



24"x48"
MATT
± 0.35"



24"x48"
GRIP
± 0.35"



24"x48"
FRONTIER20
± 0.8"

Color shading



V2

MONTAUK BLACK 

This porcelain tile product is manufactured with a V2 shade variation. Remember that the amount of color as well as the texture of each piece may vary from tile to tile. Inspect the product immediately upon delivery and select tiles from many boxes during installation to minimize and blend any possible color difference.



PROJECT
FLOOR DESIGN
Infinity Desert - 12"x24" - 24"x48"

SKY



Available sizes



24"x48"
MATT
± 0.35" / 9 mm



24"x48"
ATELIER XL STRIPE
± 0.35"

Color shading

V2

ABSOLUTE



Available sizes



24"x48"
MATT
± 0.35"



24"x48"
ATELIER XL STRIPE
± 0.35"

Color shading

V2

DESERT



Available sizes



24"x48"
MATT
± 0.35"



24"x48"
ATELIER XL STRIPE
± 0.35"

Color shading

V2

The color of tiles printed in this catalog may differ from actual tiles. Tile color reproductions in this catalog are representative only. Slight tone and shade variations are inherent in porcelain tiles. Before selecting a color, we recommend that you contact your local representative, who will provide you with a sample piece of the requested tile.

This porcelain tile product is manufactured with a V2 shade variation. Remember that the amount of color as well as the texture of each piece may vary from tile to tile. Inspect the product immediately upon delivery and select tiles from many boxes during installation to minimize and blend any possible color difference.

31

24"x48" BY PRODUCT CATEGORY



Thanks to its generous size, Atelier XL are ideal for wall covering of large contemporary spaces, whether in residential or commercial settings.

Coordinated collections:
INFINITY, ELITE, JOURNEY,
CHARME, CHARME EVO,
SPIRIT, TRAIL.

Highly performing surfaces with a grip finish to combine technical qualities and Landmark's signature flawless look.

Coordinated collections:
MOOD, TRAIL, ESSENCE,
EXPLORE, INFINITY,
JOURNEY, MADE.IN.



Frontier20 is a line of porcelain pavers that is perfectly suited for the outdoors.

Coordinated collections:
MOOD, INFINITY, ELITE, JOURNEY,
CHARME EVO, TRAIL, BLUESTONE,
ESSENCE, EXPLORE, MADE.IN.

Atelier XL

PROJECT
WALL DESIGN
Veneer World AtelierXL Chisel Trail Vein Cut Ivory - 24"x48"
FLOOR DESIGN
Trail Vein Cut Ivory - 12"x24" - 24"x48"

Stripe	p. 36
Line	p. 38
Flute	p. 40
Chisel	p. 42



PROJECT
WALL DESIGN
Veneer World AtelierXL Stripe Infinity Sky - 24"x48"

INFINITY SKY



Available size



24"x48"
VENEER
± 0.35" / 9 mm

Color shading



v2

Coordinated with



INFINITY ABSOLUTE



Available size



24"x48"
VENEER
± 0.35"

Color shading



v2

Coordinated with



INFINITY DESERT



Available size



24"x48"
VENEER
± 0.35"

Color shading



v2

Coordinated with



ELITE DIAMOND WHITE



Available size



24"x48"
VENEER
± 0.35"

Color shading



v2

Coordinated with



The color of tiles printed in this catalog may differ from actual tiles. Tile color reproductions in this catalog are representative only. Slight tone and shade variations are inherent in porcelain tiles. Before selecting a color, we recommend that you contact your local representative, who will provide you with a sample piece of the requested tile.

This porcelain tile product is manufactured with a V2 shade variation. Remember that the amount of color as well as the texture of each piece may vary from tile to tile. Inspect the product immediately upon delivery and select tiles from many boxes during installation to minimize and blend any possible color difference.



PROJECT
WALL DESIGN
Veneer World AtelierXL Line Journey Modern Grey - 24"x48"

JOURNEY MODERN GREY



Available size



24"x48"
VENEER
± 0.35" / 9 mm

Color shading



V2

Coordinated with

JOURNEY

JOURNEY NATURAL IVORY



Available size



24"x48"
VENEER
± 0.35"

Color shading



V2

Coordinated with

JOURNEY

FRAME INTERNATIONAL WHITE



Available size



24"x48"
VENEER
± 0.35"

Color shading



V2

FRAME NEOCLASSICAL BEIGE



Available size



24"x48"
VENEER
± 0.35"

Color shading



V2

The color of tiles printed in this catalog may differ from actual tiles. Tile color reproductions in this catalog are representative only. Slight tone and shade variations are inherent in porcelain tiles. Before selecting a color, we recommend that you contact your local representative, who will provide you with a sample piece of the requested tile.

This porcelain tile product is manufactured with a V2 shade variation. Remember that the amount of color as well as the texture of each piece may vary from tile to tile. Inspect the product immediately upon delivery and select tiles from many boxes during installation to minimize and blend any possible color difference.



PROJECT
WALL DESIGN
Veneer World AtelierXL Flute Spirit Old Maple - 24"x48"

CHARME EVO PEARL GREY



Available size



24"x48"
VENEER
± 0.35" / 9 mm

Color shading



V2

Coordinated with

CHARME EVO

CHARME EVO RENOIR PLUS



Available size



24"x48"
VENEER
± 0.35"

Color shading



V2

Coordinated with

CHARME EVO

SPIRIT ELEGANT OAK



Available size



24"x48"
VENEER
± 0.35"

Color shading



V2

Coordinated with

spirit

SPIRIT OLD MAPLE



Available size



24"x48"
VENEER
± 0.35"

Color shading



V2

Coordinated with

spirit

The color of tiles printed in this catalog may differ from actual tiles. Tile color reproductions in this catalog are representative only. Slight tone and shade variations are inherent in porcelain tiles. Before selecting a color, we recommend that you contact your local representative, who will provide you with a sample piece of the requested tile.

This porcelain tile product is manufactured with a V2 shade variation. Remember that the amount of color as well as the texture of each piece may vary from tile to tile. Inspect the product immediately upon delivery and select tiles from many boxes during installation to minimize and blend any possible color difference.



PROJECT
WALL DESIGN
Veneer World AtelierXL Chisel Charme Veined Statuario - 24"x48"

CHARME CALACATTA GOLD



Available size



24"x48"
VENEER
± 0.35" / 9 mm

Color shading




V2

Coordinated with

CHARME

CHARME VEINED STATUARIO



Available size



24"x48"
VENEER
± 0.35"

Color shading



V2

Coordinated with

CHARME

TRAIL VEIN CUT IVORY



Available size



24"x48"
VENEER
± 0.35"

Color shading



V2

Coordinated with

TRAIL
REFINED

TRAIL VEIN CUT PEARL



Available size



24"x48"
VENEER
± 0.35"

Color shading



V2

Coordinated with

TRAIL
REFINED

The color of tiles printed in this catalog may differ from actual tiles. Tile color reproductions in this catalog are representative only. Slight tone and shade variations are inherent in porcelain tiles. Before selecting a color, we recommend that you contact your local representative, who will provide you with a sample piece of the requested tile.

This porcelain tile product is manufactured with a V2 shade variation. Remember that the amount of color as well as the texture of each piece may vary from tile to tile. Inspect the product immediately upon delivery and select tiles from many boxes during installation to minimize and blend any possible color difference.

GRIP TILE

WORLD

PROJECT

OUTDOOR FLOOR DESIGN

Mood Earth Limestone Grip - 24"x48"

OUTDOOR WALL DESIGN

Mood Earth Limestone - 12"x24"

Mood Earth Greige - 12"x24"

Veneer World Atelier Combed Limestone - 12"x24"

Mood Earth Greige Mosaic J - 12"x12"

Mood	NEW2026	p. 46
Trail		p. 50
Essence		p. 52
Explore		p. 54



PROJECT
OUTDOOR FLOOR DESIGN
Mood Earth Dune Grip - 12"x24"
Mood Earth Dune - 24"x48"
OUTDOOR WALL DESIGN
Veneer World Atelier Combed Dune - 12"x24"
Mood Earth Dune - 12"x24"
Mood Urban Pearl - 12"x24"

LIMESTONE

27%
RECYCLED MATERIAL



Available size



24"x48"
GRIP
± 0.35"

Color shading



V2

SAND

27%
RECYCLED MATERIAL



Available size



24"x48"
GRIP
± 0.35"

Color shading



V2


The color of tiles printed in this catalog may differ from actual tiles. Tile color reproductions in this catalog are representative only. Slight tone and shade variations are inherent in porcelain tiles. Before selecting a color, we recommend that you contact your local representative, who will provide you with a sample piece of the requested tile.

DUNE

27%
RECYCLED MATERIAL



Available size



24"x48"
GRIP
± 0.35"

Color shading



V2

This porcelain tile product is manufactured with a V2 shade variation. Remember that the amount of color as well as the texture of each piece may vary from tile to tile. Inspect the product immediately upon delivery and select tiles from many boxes during installation to minimize and blend any possible color difference.



PROJECT
FLOOR DESIGN
Mood Stone Taupe - 24"x48"
Mood Stone Taupe Mosaic A - 12"x12"
WALL DESIGN
Mood Urban Ivory - 12"x24"
Mood Earth Limestone Mosaic Chevron 3D - 8"x10"
Veneer World Atelier Combed Limestone - 12"x24"

FROST

27%
RECYCLED MATERIAL



Available size



24"x48"
GRIP
± 0.35"

Color shading




V2

CHARCOAL

26%
RECYCLED MATERIAL



Available size



24"x48"
GRIP
± 0.35"

Color shading




V2

ASH

27%
RECYCLED MATERIAL



Available size



24"x48"
GRIP
± 0.35"

Color shading



V2

The color of tiles printed in this catalog may differ from actual tiles. Tile color reproductions in this catalog are representative only. Slight tone and shade variations are inherent in porcelain tiles. Before selecting a color, we recommend that you contact your local representative, who will provide you with a sample piece of the requested tile.

This porcelain tile product is manufactured with a V2 shade variation. Remember that the amount of color as well as the texture of each piece may vary from tile to tile. Inspect the product immediately upon delivery and select tiles from many boxes during installation to minimize and blend any possible color difference.

PROJECT
FLOOR DESIGN
Trail Cross Cut Beige Grip - 24"x48"
WALL DESIGN
Veneer World Atelier Bamboo Vein Cut Beige - 12"x24"
Trail Cross Cut Beige - 12"x24"

CROSS CUT PEARL

27%
RECYCLED MATERIAL



Available sizes



24"x48"
GRIP
± 0.35"

Color shading




V2

CROSS CUT BEIGE

27%
RECYCLED MATERIAL



Available sizes



24"x48"
GRIP
± 0.35"

Color shading



V2

The color of tiles printed in this catalog may differ from actual tiles. Tile color reproductions in this catalog are representative only. Slight tone and shade variations are inherent in porcelain tiles. Before selecting a color, we recommend that you contact your local representative, who will provide you with a sample piece of the requested tile.


This porcelain tile product is manufactured with a V2 shade variation. Remember that the amount of color as well as the texture of each piece may vary from tile to tile. Inspect the product immediately upon delivery and select tiles from many boxes during installation to minimize and blend any possible color difference.



PROJECT
OUTDOOR FLOOR DESIGN
Frontier20 Montauk White - 24"x48"
Frontier20 Montauk White Trim Pieces
INDOOR FLOOR DESIGN
Essence Refined Montauk White Grip - 12"x24"
POOL STEP DESIGN
Frontier20 Montauk White Trim Pieces
OUTDOOR WALL DESIGN
Veneer World Pro LedgeStone Ridge White - 6"x24"
Veneer World Atelier Combed Montauk White - 12"x24"
INDOOR WALL DESIGN
Essence Refined Montauk White Mosaic A - 12"x12"

MONTAUK BLACK

26%
RECYCLED MATERIAL



Available sizes



24"x48"
GRIP
± 0.35"

Color shading



V2

MONTAUK GREY



Available sizes



24"x48"
GRIP
± 0.35"

Color shading



V2

The color of tiles printed in this catalog may differ from actual tiles. Tile color reproductions in this catalog are representative only. Slight tone and shade variations are inherent in porcelain tiles. Before selecting a color, we recommend that you contact your local representative, who will provide you with a sample piece of the requested tile.

This porcelain tile product is manufactured with a V2 shade variation. Remember that the amount of color as well as the texture of each piece may vary from tile to tile. Inspect the product immediately upon delivery and select tiles from many boxes during installation to minimize and blend any possible color difference.



PROJECT
FLOOR DESIGN
Explore Everest Dark - 24"x24"
Explore Everest Dark - 12"x24"
Explore Everest Dark Grip - 12"x24"
Explore Everest Dark Mosaic A - 12"x12"
POOL DESIGN
Explore Everest Dark Grip - 12"x24"
Explore Everest Dark Mosaic A - 12"x12"

STAR GREY

26%
RECYCLED MATERIAL



Available sizes



24"x48"
GRIP
± 0.35"

Color shading



V2

AFRICAN BEIGE

26%
RECYCLED MATERIAL



Available sizes



24"x48"
GRIP
± 0.35"

Color shading



V2

The color of tiles printed in this catalog may differ from actual tiles. Tile color reproductions in this catalog are representative only. Slight tone and shade variations are inherent in porcelain tiles. Before selecting a color, we recommend that you contact your local representative, who will provide you with a sample piece of the requested tile.

This porcelain tile product is manufactured with a V2 shade variation. Remember that the amount of color as well as the texture of each piece may vary from tile to tile. Inspect the product immediately upon delivery and select tiles from many boxes during installation to minimize and blend any possible color difference.

LANDMARK 24"x48"

FRONTIER20

PROJECT

OUTDOOR FLOOR DESIGN

Frontier 20 Travertine Select Cross Cut Beige - 24"x24"

Trail Cross Cut Beige Grip - 24"x48"

Frontier20 Travertine Select Cross Cut Beige L Shape Mitered Edge - 12"x24"

COUNTER

Veneer World Atelier Bamboo Vein Cut Beige - 12"x24"

Limestone Look **NEW2026** p. 58

Travertine Look p. 62

Bluestone Look p. 66

Marble Look p. 70

Quartzite Look p. 72

Slate Look p. 74



PROJECT
OUTDOOR FLOOR DESIGN
Frontier20 Sand - 24"x48" - 24"x24" - 12"x24"

LIMESTONE



Available size



24"x48"
FRONTIER20
± 0.8"

Color shading



V2

Coordinated with



SAND



Available size



24"x48"
FRONTIER20
± 0.8"

Color shading



V2

Coordinated with



DUNE



Available size



24"x48"
FRONTIER20
± 0.8"

Color shading



V2

Coordinated with



The color of tiles printed in this catalog may differ from actual tiles. Tile color reproductions in this catalog are representative only. Slight tone and shade variations are inherent in porcelain tiles. Before selecting a color, we recommend that you contact your local representative, who will provide you with a sample piece of the requested tile.

This porcelain tile product is manufactured with a V2 shade variation. Remember that the amount of color as well as the texture of each piece may vary from tile to tile. Inspect the product immediately upon delivery and select tiles from many boxes during installation to minimize and blend any possible color difference.



PROJECT
OUTDOOR FLOOR DESIGN
Frontier20 Charcoal - 24"x48"

FROST

36%
RECYCLED MATERIAL



Available size



24"x48"
FRONTIER20
± 0.8"

Color shading



V2

Coordinated with



CHARCOAL

36%
RECYCLED MATERIAL



Available size



24"x48"
FRONTIER20
± 0.8"

Color shading



V2

Coordinated with



ASH

36%
RECYCLED MATERIAL



Available size



24"x48"
FRONTIER20
± 0.8"

Color shading



V2

Coordinated with



The color of tiles printed in this catalog may differ from actual tiles. Tile color reproductions in this catalog are representative only. Slight tone and shade variations are inherent in porcelain tiles. Before selecting a color, we recommend that you contact your local representative, who will provide you with a sample piece of the requested tile.

This porcelain tile product is manufactured with a V2 shade variation. Remember that the amount of color as well as the texture of each piece may vary from tile to tile. Inspect the product immediately upon delivery and select tiles from many boxes during installation to minimize and blend any possible color difference.



PROJECT
OUTDOOR FLOOR DESIGN
Frontier 20 Travertine Vein Cut Beige - 24"x48"
OUTDOOR WALL DESIGN
Veneer World Pro LedgeStone Ridge Grey - 6"x24"
Trail Vein Cut Beige - 24"x48"
PLANTER BOX
Frontier 20 Travertine Vein Cut Beige - 24"x48"

TRAVERTINE VEIN CUT GREY

36%
RECYCLED MATERIAL



Available size



24"x48"
FRONTIER20
± 0.8" / 20 mm

Color shading



V2

Coordinated with

TRAIL
REFINED

TRAVERTINE VEIN CUT BEIGE

36%
RECYCLED MATERIAL



Available size



24"x48"
FRONTIER20
± 0.8"

Color shading



V2

Coordinated with

TRAIL
REFINED

The color of tiles printed in this catalog may differ from actual tiles. Tile color reproductions in this catalog are representative only. Slight tone and shade variations are inherent in porcelain tiles. Before selecting a color, we recommend that you contact your local representative, who will provide you with a sample piece of the requested tile.

This porcelain tile product is manufactured with a V2 shade variation. Remember that the amount of color as well as the texture of each piece may vary from tile to tile. Inspect the product immediately upon delivery and select tiles from many boxes during installation to minimize and blend any possible color difference.



PROJECT
FLOOR DESIGN
Frontier20 Travertine Cross Cut Silver - 24"x24"
WALL DESIGN
Frontier20 Travertine Cross Cut Silver - 24"x24"
COUNTER
Frontier20 Travertine Cross Cut Silver - 24"x24"

TRAVERTINE CROSS CUT WHITE



Available size

Color shading



24"x48"
FRONTIER20
± 0.8" / 20 mm

TRAVERTINE CROSS CUT SILVER



Available size

Color shading



24"x48"
FRONTIER20
± 0.8"

TRAVERTINE CROSS CUT CREAM



Available size

Color shading



24"x48"
FRONTIER20
± 0.8"

The color of tiles printed in this catalog may differ from actual tiles. Tile color reproductions in this catalog are representative only. Slight tone and shade variations are inherent in porcelain tiles. Before selecting a color, we recommend that you contact your local representative, who will provide you with a sample piece of the requested tile.

This porcelain tile product is manufactured with a V2 shade variation. Remember that the amount of color as well as the texture of each piece may vary from tile to tile. Inspect the product immediately upon delivery and select tiles from many boxes during installation to minimize and blend any possible color difference.



PROJECT
OUTDOOR FLOOR DESIGN
Frontier20 Thermal Bluestone Full Color - 24"x24"
Frontier20 Thermal Bluestone Full Color Coping - 24"x12"
Frontier20 Thermal Bluestone Full Color Coping Corner - 24"x12"
Frontier20 Full Color Bluestone Cobblestone Multisize - 24"x24"

BLUESTONE BLUE SELECT

36%
RECYCLED MATERIAL



Available size



24"x48"
FRONTIER20
± 0.8" / 20 mm

Color shading



v2

Coordinated with

Bluestone

BLUESTONE FULLCOLOR

36%
RECYCLED MATERIAL



Available size



24"x48"
FRONTIER20
± 0.8"

Color shading



v2

Coordinated with

Bluestone

The color of tiles printed in this catalog may differ from actual tiles. Tile color reproductions in this catalog are representative only. Slight tone and shade variations are inherent in porcelain tiles. Before selecting a color, we recommend that you contact your local representative, who will provide you with a sample piece of the requested tile.

THERMAL BLUESTONE FULLCOLOR

36%
RECYCLED MATERIAL



Available size



24"x48"
FRONTIER20
± 0.8"

Color shading



v2

Coordinated with

Bluestone

This porcelain tile product is manufactured with a V2 shade variation. Remember that the amount of color as well as the texture of each piece may vary from tile to tile. Inspect the product immediately upon delivery and select tiles from many boxes during installation to minimize and blend any possible color difference.



PROJECT
OUTDOOR FLOOR DESIGN
Frontier20 Indiana Buff Select - 24"x48"
WALL DESIGN
Veneer World Atelier Groove S Indiana Buff Select - 12"x24"
FIREPIT / FLOWER BED WALL DESIGN
Veneer World Atelier Groove S Indiana Buff Select - 12"x24"

INDIANA BUFF SELECT

36%
RECYCLED MATERIAL



Available size



24"x48"
FRONTIER20
± 0.8" / 20 mm

Color shading



INDIANA GREY SELECT

36%
RECYCLED MATERIAL



Available size




24"x48"
FRONTIER20
± 0.8"

Color shading



The color of tiles printed in this catalog may differ from actual tiles. Tile color reproductions in this catalog are representative only. Slight tone and shade variations are inherent in porcelain tiles. Before selecting a color, we recommend that you contact your local representative, who will provide you with a sample piece of the requested tile.

This porcelain tile product is manufactured with a V2 shade variation. Remember that the amount of color as well as the texture of each piece may vary from tile to tile. Inspect the product immediately upon delivery and select tiles from many boxes during installation to minimize and blend any possible color difference.



PROJECT
OUTDOOR FLOOR DESIGN
Frontier20 Michelangelo Extra White - 24"x48"
Frontier20 Michelangelo Extra White - 12"x48"
Frontier20 Michelangelo Extra White - 24"x24"
Frontier20 Michelangelo Extra White - 12"x24"

MICHELANGELO EXTRA WHITE

36%
RECYCLED MATERIAL



Available size



24"x48"
FRONTIER20
± 0.8"

Color shading



v2

Coordinated with

CHARME EVO

The color of tiles printed in this catalog may differ from actual tiles. Tile color reproductions in this catalog are representative only. Slight tone and shade variations are inherent in porcelain tiles. Before selecting a color, we recommend that you contact your local representative, who will provide you with a sample piece of the requested tile.

This porcelain tile product is manufactured with a V2 shade variation. Remember that the amount of color as well as the texture of each piece may vary from tile to tile. Inspect the product immediately upon delivery and select tiles from many boxes during installation to minimize and blend any possible color difference.



PROJECT
OUTDOOR FLOOR DESIGN
Frontier20 Arctic White - 24"x48"
Frontier20 Arctic White - 12"x48"
Frontier20 Arctic White - 24"x24"
Frontier20 Arctic White - 12"x24"
Frontier20 Arctic White - 12"x12"
Frontier20 Arctic White Grip Stair Tread Rectified - 12"x24"
Frontier20 Arctic White Riser Rectified - 8"x24"
OUTDOOR POOL DESIGN
Frontier20 Arctic White Linear Cover Drain Set - 24"x1163"
Frontier20 Arctic White Coping Rectified - 12"x24"
WALL DESIGN
Veneer World Pro LedgeStone Ridge Black - 6"x24"
Veneer World Pro LedgeStone Bluestone Tumbled - 6"x24"
Vision Concrete - 24"x48"
Vision Concrete - 24"x24"
Vision Concrete - 12"x24"
FLOWER BED WALL DESIGN
Veneer World Pro LedgeStone Tumbled - 6"x24"

ARCTIC WHITE



Available size



24"x48"
FRONTIER20
±0.8"

Color shading



v2

Coordinated with

explore

AFRICAN BEIGE



Available size



24"x48"
FRONTIER20
±0.8"

Color shading



v2

Coordinated with

explore

STAR GREY



Available size



24"x48"
FRONTIER20
±0.8"

Color shading



v2

Coordinated with

explore

The color of tiles printed in this catalog may differ from actual tiles. Tile color reproductions in this catalog are representative only. Slight tone and shade variations are inherent in porcelain tiles. Before selecting a color, we recommend that you contact your local representative, who will provide you with a sample piece of the requested tile.

This porcelain tile product is manufactured with a V2 shade variation. Remember that the amount of color as well as the texture of each piece may vary from tile to tile. Inspect the product immediately upon delivery and select tiles from many boxes during installation to minimize and blend any possible color difference.



PROJECT
OUTDOOR FLOOR DESIGN
OUTDOOR FLOOR DESIGN
Frontier20 Montauk White - 24"x48"
Frontier20 Montauk White Grip Stair Tread - 12"x48"
Frontier20 Montauk White Riser - 6"x48"
Frontier20 Montauk Grey - 24"x48"

MONTAUK WHITE

36%
RECYCLED MATERIAL



Available size



24"x48"
FRONTIER20
± 0.8" / 20 mm

Color shading



Coordinated with

essence
REFINED

MONTAUK BLACK

36%
RECYCLED MATERIAL



Available size



24"x48"
FRONTIER20
± 0.8"

Color shading



Coordinated with

essence
REFINED

MONTAUK GREY

36%
RECYCLED MATERIAL



Available size



24"x48"
FRONTIER20
± 0.8"

Color shading



Coordinated with

essence
REFINED

The color of tiles printed in this catalog may differ from actual tiles. Tile color reproductions in this catalog are representative only. Slight tone and shade variations are inherent in porcelain tiles. Before selecting a color, we recommend that you contact your local representative, who will provide you with a sample piece of the requested tile.

This porcelain tile product is manufactured with a V2 shade variation. Remember that the amount of color as well as the texture of each piece may vary from tile to tile. Inspect the product immediately upon delivery and select tiles from many boxes during installation to minimize and blend any possible color difference.



LANDMARK 24"x48"

24"x48" CONTRACT

Berlin	NEW2025	p. 78
New York		p. 80
Seattle		p. 82
Tuscany		p. 84
Charleston	NEW2026	p. 86
Brooklyn		p. 88



GREY

26%
RECYCLED MATERIAL



Available size



24"x48"
MATT
± 0.31" / 8 mm

Color shading



CHARCOAL

26%
RECYCLED MATERIAL



Available size



24"x48"
MATT
± 0.31"

Color shading



The color of tiles printed in this catalog may differ from actual tiles. Tile color reproductions in this catalog are representative only. Slight tone and shade variations are inherent in porcelain tiles. Before selecting a color, we recommend that you contact your local representative, who will provide you with a sample piece of the requested tile.

This porcelain tile product is manufactured with a V2 shade variation. Remember that the amount of color as well as the texture of each piece may vary from tile to tile. Inspect the product immediately upon delivery and select tiles from many boxes during installation to minimize and blend any possible color difference.

NEW YORK

GLAZED PORCELAIN TILE - Rectified Monocaliber

CONCRETE LOOK

MATT



WHITE

26%
RECYCLED MATERIAL



Available size



24"x48"
MATT
± 0.31" / 8 mm

Color shading



V2

CONCRETE

26%
RECYCLED MATERIAL



Available size



24"x48"
MATT
± 0.31"

Color shading



V2

The color of tiles printed in this catalog may differ from actual tiles. Tile color reproductions in this catalog are representative only. Slight tone and shade variations are inherent in porcelain tiles. Before selecting a color, we recommend that you contact your local representative, who will provide you with a sample piece of the requested tile.

This porcelain tile product is manufactured with a V2 shade variation. Remember that the amount of color as well as the texture of each piece may vary from tile to tile. Inspect the product immediately upon delivery and select tiles from many boxes during installation to minimize and blend any possible color difference.

SEATTLE

GLAZED PORCELAIN TILE - Rectified Monocaliber

CONCRETE LOOK

MATT



GREY

26%
RECYCLED MATERIAL



Available size



24"x48"
MATT
± 0.31" / 8 mm

Color shading



V2

BLACK

26%
RECYCLED MATERIAL



Available size



24"x48"
MATT
± 0.31"

Color shading



V2

The color of tiles printed in this catalog may differ from actual tiles. Tile color reproductions in this catalog are representative only. Slight tone and shade variations are inherent in porcelain tiles. Before selecting a color, we recommend that you contact your local representative, who will provide you with a sample piece of the requested tile.

This porcelain tile product is manufactured with a V3 shade variation. Remember that the amount of color as well as the texture of each piece may vary from tile to tile. Inspect the product immediately upon delivery and select tiles from many boxes during installation to minimize and blend any possible color difference.



WHITE

26%
RECYCLED MATERIAL



Available size



24"x48"
MATT
± 0.31"/8 mm

Color shading



V2

The color of tiles printed in this catalog may differ from actual tiles. Tile color reproductions in this catalog are representative only. Slight tone and shade variations are inherent in porcelain tiles. Before selecting a color, we recommend that you contact your local representative, who will provide you with a sample piece of the requested tile.

This porcelain tile product is manufactured with a V2 shade variation. Remember that the amount of color as well as the texture of each piece may vary from tile to tile. Inspect the product immediately upon delivery and select tiles from many boxes during installation to minimize and blend any possible color difference.

CHARLESTON

GLAZED PORCELAIN TILE - Rectified Monocaliber

STONE LOOK

MATT



BEIGE

26%
RECYCLED MATERIAL



Available size



24"x48"
MATT
± 0.31" / 8 mm

Color shading



V2

GREY

26%
RECYCLED MATERIAL



Available size



24"x48"
MATT
± 0.31"

Color shading



V2

WHITE

26%
RECYCLED MATERIAL



Available size



24"x48"
MATT
± 0.31" / 8 mm

Color shading



V2

The color of tiles printed in this catalog may differ from actual tiles. Tile color reproductions in this catalog are representative only. Slight tone and shade variations are inherent in porcelain tiles. Before selecting a color, we recommend that you contact your local representative, who will provide you with a sample piece of the requested tile.

This porcelain tile product is manufactured with a V3 shade variation. Remember that the amount of color as well as the texture of each piece may vary from tile to tile. Inspect the product immediately upon delivery and select tiles from many boxes during installation to minimize and blend any possible color difference.

BROOKLYN

GLAZED PORCELAIN TILE - Rectified Monocaliber

STONE LOOK

MATT



IVORY

26%
RECYCLED MATERIAL



Available size



24"x48"
MATT
± 0.31" / 8 mm

Color shading



V2

GREY

26%
RECYCLED MATERIAL



Available size



24"x48"
MATT
± 0.31"

Color shading























































V2

The color of tiles printed in this catalog may differ from actual tiles. Tile color reproductions in this catalog are representative only. Slight tone and shade variations are inherent in porcelain tiles. Before selecting a color, we recommend that you contact your local representative, who will provide you with a sample piece of the requested tile.




























This porcelain tile product is manufactured with a V3 shade variation. Remember that the amount of color as well as the texture of each piece may vary from tile to tile. Inspect the product immediately upon delivery and select tiles from many boxes during installation to minimize and blend any possible color difference.

24"x48" RANGE

								
		24"x48" MATT ± 0.35" 9 mm	24"x48" GRIP ± 0.35" 9 mm	24"x48" FRONTIER20 ± 0.8" 20 mm	ATELIER XL STRIPE 24"x48" ± 0.35" 9 mm	ATELIER XL LINE 24"x48" ± 0.35" 9 mm	ATELIER XL FLUTE 24"x48" ± 0.35" 9 mm	ATELIER XL CHISEL 24"x48" ± 0.35" 9 mm
		PORCELAIN TILES	PORCELAIN GRIP TILES	PORCELAIN PAVERS	PORCELAIN VENEER			
TRAVERTINE LOOK	TRAIL REFINED	 Cross Cut Pearl	•	•				
		 Vein Cut Pearl	•					•
		 Cross Cut Grey	•					
		 Vein Cut Grey	•		•			
		 Cross Cut Ivory	•					
		 Vein Cut Ivory	•					•
		 Cross Cut Beige	•	•				
		 Vein Cut Beige	•		•			
		 Travertine Cross Cut Silver			•			
		 Travertine Cross Cut White			•			
		 Travertine Cross Cut Cream			•			
	BLUESTONE LOOK	 Blue Select	•		•			
CONCRETE LOOK	MADE IN	 Full Color			•			
	JOURNEY	 Thermal Blue Select	•					
		 Natural Ivory	•				•	
		 Modern Grey	•				•	
		 Freedom White	•					
		 Passion Silver	•					
		 Vision Grey	•					

								
		24"x48" MATT ± 0.35" 9 mm	24"x48" GRIP ± 0.35" 9 mm	24"x48" FRONTIER20 ± 0.8" 20 mm	ATELIER XL STRIPE 24"x48" ± 0.35" 9 mm	ATELIER XL LINE 24"x48" ± 0.35" 9 mm	ATELIER XL FLUTE 24"x48" ± 0.35" 9 mm	ATELIER XL CHISEL 24"x48" ± 0.35" 9 mm
		PORCELAIN TILES	PORCELAIN GRIP TILES	PORCELAIN PAVERS	PORCELAIN VENEER			
DECO LOOK	DECO XL	 Blue Peony	•					
		 Red Lily	•					
		 Sketch Jungle	•					
		 Green Ginkgo	•					
		 Autumn Leaf	•					
		 Limestone	•	•	•			
MOOD EARTH LOOK		 Biscuit	•					
		 Dune	•	•	•			
		 Sand	•	•	•			
		 Greige	•					
		 Frost	•	•	•			
LIMESTONE LOOK	MOOD STONE	 Ash	•	•	•			
		 Taupe	•					
		 Dark	•					
		 Charcoal	•	•	•			
		 Indiana Buff Select			•			
		 Indiana Grey Select			•			
		 International White					•	
		 Neoclassical Beige					•	









































24"x48" RANGE

									
			24"x48" MATT ± 0.35" 9 mm	24"x48" GRIP ± 0.35" 9 mm	24"x48" FRONTIER20 ± 0.8" 20 mm	ATELIER XL STRIPE 24"x48" ± 0.35" 9 mm	ATELIER XL LINE 24"x48" ± 0.35" 9 mm	ATELIER XL FLUTE 24"x48" ± 0.35" 9 mm	ATELIER XL CHISEL 24"x48" ± 0.35" 9 mm
			PORCELAIN TILES	PORCELAIN GRIP TILES	PORCELAIN PAVERS	PORCELAIN VENEER			
MARBLE LOOK	CHARME		Calacatta Gold	●					●
			Veined Statuario	●					●
	CHARME EVO		Michelangelo Extra White	●		●			
			Pearl Grey					●	
			Renoir Plus	●				●	
QUARTZ LOOK	EXPLORE		Arctic White	●		●			
			African Beige	●	●	●			
			Star Grey	●	●	●			
RESIN LOOK	VISION		Dove	●					
			Pearl	●					
			Concrete	●					
SLATE LOOK	ESSENCE		Montauk White	●		●			
			Montauk Grey	●	●	●			
			Montauk Black	●	●	●			
STONE LOOK	INFINITY		Sky	●		●			
			Desert	●		●			
			Absolute	●		●			
TERRAZZO LOOK	ELITE		Diamond White			●			
WOOD LOOK	SPIRIT		Old Maple					●	
			Elegant Oak					●	











































24"x48" RANGE

			<div></div> <div>24" x48" Rectified Monocaliber MATT</div> <div>± 0.31" 8 mm</div>
			GLAZED PORCELAIN TILES
CONCRETE LOOK	SEATTLE	<div></div> Grey	•
		<div></div> Black	•
	NEW YORK	<div></div> White	•
		<div></div> Concrete	•
	BERLIN	<div></div> Grey	•
		<div></div> Charcoal	•
MARBLE LOOK	TUSCANY	<div></div> White	•
	BROOKLYN	<div></div> Ivory	•
<div></div> Grey		•	
STONE LOOK	CHARLESTON	<div></div> Beige	•
		<div></div> White	•
		<div></div> Grey	•



















































24"x48" MATCHING CHART

																																	
			24"x48" MATT ±0.35" 9 mm	24"x24" MATT ±0.35" 9 mm	12"x24" MATT ±0.35" 9 mm	8"x40" MATT ±0.35" 9 mm	3"x12" MATT ±0.35" 9 mm	24"x48" GRIP ±0.35" 9 mm	12"x24" GRIP ±0.35" 9 mm	24"x48" FRONTIER20 ±0.8" 20 mm	24"x24" FRONTIER20 ±0.8" 20 mm	24"x36" FRONTIER20 ±0.8" 20 mm	12"x24" FRONTIER20 ±0.8" 20 mm	12"x48" FRONTIER20 ±0.8" 20 mm	12"x12" FRONTIER20 ±0.8" 20 mm	MOSAIC A 12"x12" ±0.35" 9 mm	MOSAIC B 12"x12" ±0.35" 9 mm	MOSAIC D 12"x10" ±0.35" 9 mm	MOSAIC J 12"x12" ±0.35" 9 mm	HERRINGBONE 10"x12" ±0.35" 9 mm	WALL B 12"x24" ±0.35" 9 mm	CHEVRON 3D 8"x10" ±0.35" 9 mm	PRO LEDGESTONE 6"x24" ±0.35" 9 mm	URBAN LEDGESTONE 6"x24" ±0.35" 9 mm	ATELIER WAVE 12"x24" ±0.35" 9 mm	ATELIER COMBED 12"x24" ±0.35" 9 mm	ATELIER BAMBOO 12"x24" ±0.35" 9 mm	ATELIER XL STRIPE 24"x48" ±0.35" 9 mm	ATELIER XL LINE 24"x48" ±0.35" 9 mm	ATELIER XL FLUTE 24"x48" ±0.35" 9 mm	ATELIER XL CHISEL 24"x48" ±0.35" 9 mm		
			PORCELAIN TILES					PORCELAIN GRIP TILES		PORCELAIN PAVERS					PORCELAIN MOSAICS							PORCELAIN VENEER											
TRAVERTINE LOOK	TRAIL REFINED		Cross Cut Pearl	•		•			•								•		•														
			Vein Cut Pearl	•		•			•									•			•							•				•	
			Cross Cut Grey	•		•												•		•													
			Vein Cut Grey	•		•				•								•			•								•				
			Cross Cut Ivory	•		•												•		•													
			Vein Cut Ivory	•		•												•			•												•
			Cross Cut Beige	•		•			•		•							•		•		•											
			Vein Cut Beige	•		•				•		•						•			•								•				
		Travertine Cross Cut Silver									•																						
		Travertine Cross Cut White									•																						
		Travertine Cross Cut Cream									•																						
BLUESTONE LOOK	BLUESTONE		Blue Select	•		•				•	•	•	•	•	•	•		•						•									
			Full Color			•				•	•	•	•	•	•	•	•		•					•									
			Thermal Blue Select	•		•					•	•	•		•	•	•																
CONCRETE LOOK	JOURNEY		Natural Ivory	•		•			•		•					•		•												•			
			Modern Grey	•		•			•		•						•		•											•			
	MADE IN		Freedom White	•	•	•			•		•					•																	
			Passion Silver	•	•	•			•		•					•																	
			Vision Grey	•	•	•			•							•																	

























24"x48" MATCHING CHART























																																		
			24"x48" MATT ± 0.35" 9 mm	24"x24" MATT ± 0.35" 9 mm	12"x24" MATT ± 0.35" 9 mm	8"x40" MATT ± 0.35" 9 mm	3"x12" MATT ± 0.35" 9 mm	24"x48" GRIP ± 0.35" 9 mm	12"x24" GRIP ± 0.35" 9 mm	24"x48" FRONTIER20 ± 0.8" 20 mm	24"x24" FRONTIER20 ± 0.8" 20 mm	24"x36" FRONTIER20 ± 0.8" 20 mm	12"x24" FRONTIER20 ± 0.8" 20 mm	12"x48" FRONTIER20 ± 0.8" 20 mm	12"x12" FRONTIER20 ± 0.8" 20 mm	MOSAIC A 12"x12" ± 0.35" 9 mm	MOSAIC B 12"x12" ± 0.35" 9 mm	MOSAIC D 12"x10" ± 0.35" 9 mm	MOSAIC J 12"x12" ± 0.35" 9 mm	HERRINGBONE 10"x12" ± 0.35" 9 mm	WALL B 12"x24" ± 0.35" 9 mm	CHEVRON 3D 8"x10" ± 0.35" 9 mm	PRO LEDGESTONE 6"x24" ± 0.35" 9 mm	URBAN LEDGESTONE 6"x24" ± 0.35" 9 mm	ATELIER WAVE 12"x24" ± 0.35" 9 mm	ATELIER COMBED 12"x24" ± 0.35" 9 mm	ATELIER BAMBOO 12"x24" ± 0.35" 9 mm	ATELIER XL STRIPE 24"x48" ± 0.35" 9 mm	ATELIER XL LINE 24"x48" ± 0.35" 9 mm	ATELIER XL FLUTE 24"x48" ± 0.35" 9 mm	ATELIER XL CHISEL 24"x48" ± 0.35" 9 mm			
			PORCELAIN TILES					PORCELAIN GRIP TILES		PORCELAIN PAVERS						PORCELAIN MOSAICS							PORCELAIN VENEER											
DECO LOOK DECO XL		Blue Peony	•																															
		Red Lily	•																															
		Sketch Jungle	•																															
		Green Ginkgo	•																															
		Autumn Leaf	•																															
MOOD EARTH		Limestone	•		•			•	•	•	•	•	•	•	•				•				•				•							
		Biscuit																•																
		Dune	•		•			•	•	•	•	•	•	•	•				•				•				•							
		Sand	•		•			•	•	•	•	•	•	•	•				•				•				•							
		Greige																	•															
LIMESTONE LOOK MOOD STONE		Frost	•		•			•	•		•					•																		
		Ash	•		•			•	•		•					•																		
		Taupe														•																		
		Dark														•																		
		Charcoal	•		•				•	•		•				•																		
		International White																													•			
		Neoclassical Beige																													•			
		Indiana Buff Select								•																								
		Indiana Grey Select								•																								
		Limestone								•																								












24"x48" MATCHING CHART

																																	
				24"x48" MATT ±0.35" 9 mm	24"x24" MATT ±0.35" 9 mm	12"x24" MATT ±0.35" 9 mm	8"x40" MATT ±0.35" 9 mm	3"x12" MATT ±0.35" 9 mm	24"x48" GRIP ±0.35" 9 mm	12"x24" GRIP ±0.35" 9 mm	24"x48" FRONTIER20 ±0.8" 20 mm	24"x24" FRONTIER20 ±0.8" 20 mm	24"x36" FRONTIER20 ±0.8" 20 mm	12"x24" FRONTIER20 ±0.8" 20 mm	12"x48" FRONTIER20 ±0.8" 20 mm	12"x12" FRONTIER20 ±0.8" 20 mm	MOSAIC A 12"x12" ±0.35" 9 mm	MOSAIC B 12"x12" ±0.35" 9 mm	MOSAIC D 12"x10" ±0.35" 9 mm	MOSAIC J 12"x12" ±0.35" 9 mm	HERRINGBONE 10"x12" ±0.35" 9 mm	WALL B 12"x24" ±0.35" 9 mm	CHEVRON 3D 8"x10" ±0.35" 9 mm	PRO LEDGESTONE 6"x24" ±0.35" 9 mm	URBAN LEDGESTONE 6"x24" ±0.35" 9 mm	ATELIER WAVE 12"x24" ±0.35" 9 mm	ATELIER COMBED 12"x24" ±0.35" 9 mm	ATELIER BAMBOO 12"x24" ±0.35" 9 mm	ATELIER XL STRIPE 24"x48" ±0.35" 9 mm	ATELIER XL LINE 24"x48" ±0.35" 9 mm	ATELIER XL FLUTE 24"x48" ±0.35" 9 mm	ATELIER XL CHISEL 24"x48" ±0.35" 9 mm	
				PORCELAIN TILES					PORCELAIN GRIP TILES		PORCELAIN PAVERS						PORCELAIN MOSAICS							PORCELAIN VENEER									
MARBLE LOOK	CHARME		Calacatta Gold	•		•											•	•														•	
			Veined Statuario	•		•												•	•													•	
	CHARME EVO		Michelangelo Extra White	•	•	•				•	•	•	•	•	•			•		•													
			Pearl Grey																												•		
			Renoir Plus	•	•	•													•		•										•		
QUARTZ LOOK	EXPLORE		Arctic White	•		•			•	•	•	•	•	•	•	•		•							•								
			African Beige	•		•			•	•	•	•	•	•	•	•			•						•								
			Star Grey	•		•			•	•	•	•	•	•	•	•									•								
RESIN LOOK	VISION		Dove	•	•	•																											
			Pearl	•	•	•																											
			Concrete	•	•	•																											
SLATE LOOK	ESSENCE		Montauk White	•		•		•	•	•	•	•	•	•	•	•		•					•				•						
			Montauk Grey	•		•		•	•	•	•	•	•	•	•	•		•					•				•						
			Montauk Black	•		•		•	•	•	•	•	•	•	•	•		•					•				•						
STONE LOOK	INFINITY		Sky	•	•	•					•						•					•				•			•				
			Desert	•	•	•						•						•					•				•			•			
			Absolute	•	•	•						•						•					•				•			•			
TERRAZZO LOOK	ELITE		Diamond White		•	•						•																•					
			Old Maple				•																							•			
WOOD LOOK	SPIRIT		Elegant Oak				•																							•			
			Elegant Oak				•																							•			

24"x48" MATCHING CHART

			 24"x48" Rectified Monocaliber MATT ± 0.31" 8 mm	 12"x24" MATT ± 0.31" 8 mm	 8"x40" MATT ± 0.31" 8 mm	 MOSAIC 12"x12" ± 0.31" 8 mm
			GLAZED PORCELAIN TILES			GLAZED PORCELAIN MOSAICS
CONCRETE LOOK	BERLIN	 Grey	•	•		•
		 Ivory		•		•
		 Charcoal	•	•		•
	SEATTLE	 Grey	•	•		•
		 Black	•	•		•
	MIAMI	 White		•		•
		 Grey		•		•
		 Titanium		•		•
	NEW YORK	 White	•	•		•
		 Concrete	•	•		•
	CHICAGO	 Steel		•		•
		 Silver		•		•
		 Iron		•		•
	PORTLAND	 Ash		•		•
		 Grey		•		•
TRAVERTINE LOOK	PISA	 White		•		•
		 Silver		•		•
		 Beige		•		•
	WASHINGTON	 White		•		•
		 Platinum		•		•

			 24"x48" Rectified Monocaliber MATT ± 0.31" 8 mm	 12"x24" MATT ± 0.31" 8 mm	 8"x40" MATT ± 0.31" 8 mm	 MOSAIC 12"x12" ± 0.31" 8 mm
			GLAZED PORCELAIN TILES			GLAZED PORCELAIN MOSAICS
STONE LOOK	CHARLESTON	 Beige	•	•		•
		 White	•	•		•
		 Grey	•	•		•
	SIENA	 Pearl		•		•
		 Ash		•		•
		 Sand		•		•
	BROOKLYN	 Ivory	•	•		•
		 Grey	•	•		•
	BARCELONA	 White		•		•
		 Taupe		•		•
		 Gold		•		•
MARBLE LOOK	TUSCANY	 White	•	•		•
WOOD LOOK	NOTTINGHAM	 Honey			•	
		 Oak			•	
	OXFORD	 Honey			•	
	SEQUOIA	 Blonde			•	
		 Brown			•	
	ASPEN	 Oak			•	













PHYSICAL PROPERTIES	TEST ASTM	NORTH AMERICAN STANDARD A137.1*		RESULTS
		rectified	non rectified	
 Water absorption *	C373	≤ 0.5%	≤ 0.5%	COMPLY WITH ANSI A137.1
 DCOF Average dynamic coefficient of friction **	ANSI A.326.3	As reported	As reported	IW - Interior, Wet
 Resistance to freeze/thaw cycling *	C1026	As reported	As reported	RESISTANT
 Resistance to thermal shock	C484	As reported	As reported	RESISTANT
 Warpage (edge)	C485	Warpage ± 0.4% or ± 0.05 in	Warpage ± 0.75% or ± 0.09 in	COMPLY WITH ANSI A137.1
 Warpage (diagonal)	C485	Warpage ± 0.4% or ± 0.07 in	Warpage ± 0.5% or ± 0.08 in	COMPLY WITH ANSI A137.1
 Wedging	C502	± 0.25% or ± 0.03 in	± 0.5% or ± 0.08 in	COMPLY WITH ANSI A137.1
 Chemical resistance	C650	As reported	As reported	UNAFFECTED
 Resistance to stain	C1378	As reported	As reported	UNAFFECTED
 Breaking strength	C648	250 lbf or greater	250 lbf or greater	COMPLY WITH ANSI A137.1
 Thickness	C499	Range: 0.04 in	Range: 0.04 in	COMPLY WITH ANSI A137.1

* Average values referred to our production and related to the matt finish of the product.

** As far as values relating to the matt finish of the product and to tests carried out by certified external laboratories whose results are available upon request at Headoffice, we are willing to check the lot you are interested in purchasing.

- Be sure to use tiles belonging to the same caliber.
- Test results are available upon request. Those results are based on tests performed in the Landmark laboratory, or by other accredited third parties laboratories over the past months and represent by no means performance guarantee.
- Landmark tiles can be slippery when wet. We recommend to make sure that the surface is always dry.
- The information provided can be subject to change. Please refer to one of our websites (lcusa.com or outdoor.landmarkceramics.com) for the latest, most accurate and up-to-date information.
















PHYSICAL PROPERTIES	TEST ASTM	NORTH AMERICAN STANDARD A137.1*	RESULTS
 Water absorption *	C373	≤ 0.5%	COMPLY WITH ANSI A137.1
 DCOF Average dynamic coefficient of friction **	ANSI A.326.3	As reported	EW - Exterior, Wet
 Skid Resistance	EN 16165 (EX DIN 51097)	-	A+B+C
	EN 16165 (EX DIN 51130)		R11
 Resistance to freeze/thaw cycling *	C1026	As reported	RESISTANT
 Resistance to thermal shock	C484	As reported	RESISTANT
 Warpage (edge)	C485	Warpage ± 0.4% or ± 0.05 in	COMPLY WITH ANSI A137.1
 Warpage (diagonal)	C485	Warpage ± 0.4% or ± 0.07 in	COMPLY WITH ANSI A137.1
 Wedging	C502	± 0.25% or ± 0.03 in	COMPLY WITH ANSI A137.1
 Chemical resistance	C650	As reported	UNAFFECTED
 Resistance to stain	C1378	As reported	UNAFFECTED
 Thickness	C499	Range: 0.04 in	COMPLY WITH ANSI A137.1
 Breaking strength	C648	250 lbf or greater	COMPLY WITH ANSI A137.1

* Average values referred to our production and related to the matt finish of the product.

** As far as values relating to the matt finish of the product and to tests carried out by certified external laboratories whose results are available upon request at Headoffice, we are willing to check the lot you are interested in purchasing.

- Be sure to use tiles belonging to the same caliber.
- Test results are available upon request.
- The information provided can be subject to change. Please refer to outdoor.landmarkceramics.com for the latest, most accurate and up-to-date information.











PHYSICAL PROPERTIES	TEST ASTM	NORTH AMERICAN STANDARD A137.3*	RESULTS
 Water absorption *	C373	≤ 0.5%	COMPLY WITH ANSI A137.3
 DCOF Average dynamic coefficient of friction **	ANSI A.326.3	As reported	EW - Exterior, Wet
 Skid Resistance	EN 16165 (EX DIN 51097)	-	A+B+C
	EN 16165 (EX DIN 51130)		R11
 Resistance to freeze/thaw cycling *	C1026	As reported	RESISTANT
 Resistance to thermal shock	C484	As reported	RESISTANT
 Warpage (edge)	C485	Warpage ± 0.4% or ± 0.05 in	COMPLY WITH ANSI A137.3
 Warpage (diagonal)	C485	Warpage ± 0.4% or ± 0.07 in	COMPLY WITH ANSI A137.3
 Wedging	C502	± 0.25% or ± 0.03 in	COMPLY WITH ANSI A137.3
 Chemical resistance	C650	As reported	UNAFFECTED
 Resistance to stain	C1378	As reported	UNAFFECTED
 Thickness	C499	Range: 0.04 in	COMPLY WITH ANSI A137.3
 Breaking strength	C1050	2000 lbf	COMPLY WITH ANSI A137.3
 Module of Rupture	C1050	5000 psi	COMPLY WITH ANSI A137.3

* Average values referred to our production and related to the matt finish of the product.
** As far as values relating to the matt finish of the product and to tests carried out by certified external laboratories whose results are available upon request at Headoffice, we are willing to check the lot you are interested in purchasing.
- Be sure to use pavers belonging to the same caliber.
- Test results are available on request.
- The information provided can be subject to change. Please refer to one of our websites (lcura.com or outdoor.landmarkceramics.com) for the latest, most accurate and up-to-date information.

WARNINGS.

- Outdoor pavings installed unglued above the ground level are subject to the action of the wind, with the risk, in some cases, of becoming airborne.The manufacturer recommends to require the assistance of a qualified professional in order to check the suitability of the installation system above the ground adopted, in accordance with the local laws and regulations and the conditions of use. Failure to do so could result in serious injury or property damage.
- If the application of the 20 mm slabs requires the ceramic product used in structural installations, the project engineer and/or customer must carefully assess the project requirements with regard to the technical specifications of the slabs. to prevent the risk of damage or injury, the manufacturer recommends: with regard to a raised floor installation a ceramic slab may fracture on impact if a heavy object falls on it from any significant height. therefore the manufacturer recommends to check the specific intended use before starting the installation and to follow table for raised installation provided below. in certain conditions, reinforcing must be applied on the back of the slabs (double fiberglass mesh) supplied and applied by the manufacturer; with reference to any dry installation system of flooring above the ground level, the manufacturer recommends to comply with local regulations and conditions of use with regard to wind-load, loadbearing, seismic events, etc. Failure to comply with these recommendations may lead to improper use of the product and could cause serious damage or injury. Failure to adhere to the manufacturer's instructions for installation of slabs on raised pedestal systems may result in serious injury.
- For further information and recommendations concerning the installation systems please refer to outdoor.landmarkceramics.com website.



PHYSICAL PROPERTIES	TEST ASTM	NORTH AMERICAN STANDARD A137.1*	RESULTS
 Water absorption *	C373	≤ 0.5%	COMPLY WITH ANSI A137.1
 DCOF Average dynamic coefficient of friction **	ANSI A.326.3	As reported	IW - Interior, Wet
 Resistance to freeze/thaw cycling *	C1026	As reported	RESISTANT
 Warpage (edge)	C485	Warpage ± 0.75% or ± 0.09 in	COMPLY WITH ANSI A137.1
 Warpage (diagonal)	C485	Warpage ± 0.5% or ± 0.08 in	COMPLY WITH ANSI A137.1
 Wedging	C502	± 0.5% or ± 0.08 in	COMPLY WITH ANSI A137.1
 Chemical resistance	C650	As reported	UNAFFECTED
 Thickness	C499	Range: 0.04 in	COMPLY WITH ANSI A137.1

* Average values referred to our production and related to the matt finish of the product.
** As far as values relating to the matt finish of the product and to tests carried out by certified external laboratories whose results are available upon request at Headoffice, we are willing to check the lot you are interested in purchasing.
- Be sure to use pavers belonging to the same caliber.
- Test results are available on request.
- The information provided can be subject to change. Please refer to <http://contract.landmarkceramics.com> for the latest, most accurate and up-to-date information.

LANDMARK SURFACES

MATT

A refined matte surface with a contemporary appearance that enhances the natural character of porcelain.

GRIP

The ultimate anti-slip solution able to combine a DCOF ≥ 0.70 and DIN R11 C classification with a low sheen, easy to clean and pleasant to the touch surface. Ideal for outdoor areas and indoor wet spaces such as pools, patios, and SPAs.





Landmark Ceramics - UST, Inc.

1427 N. Main Street

Mount Pleasant, TN 38474

Tel. 931.325.5700

lcusa.com

contract.landmarkceramics.com

LEARN MORE ABOUT

