




FRONTIER20  
SHAPES

Think, combine, create.

 **LANDMARK**  
CERAMICS

A new **landmark** in the ceramic industry

Landmark Ceramics is an American company, based in Tennessee that has set out to research, manufacture and sell top quality porcelain ceramics in North America. Technological innovation, market presence, attention to detail, the welfare of people and the environment, efficient service and a thorough product range make Landmark a new benchmark in the North American market for those who are looking for a reliable partner for any building and architecture project using US made top quality porcelain material.



FRONTIER20  
**SHAPES**

Think, combine, create.

**Frontier20 Shapes** empowers you to design distinctive patterns for any outdoor space. Choose from a range of shapes, sizes, and colors to achieve the perfect balance of aesthetics and functionality. And enjoy the benefits of superior performance, easy maintenance, and long lasting beauty.



**a** Outdoor spaces reimagined p.06

**b** Peak performance p.08

**c** Traditional installation p.12

**d** Unlimited creativity p.16



**e** Shapes & sizes p.24

**f** Pattern combinations p.26

**g** Color range p.40

**h** Vibrations p.42

**i** Grouts p.52

**j** How it works p.58

**k** Project directory p.60

# Advantages

- a Outdoor spaces reimagedined
- b Peak performance
- c Traditional installation
- d Unlimited creativity



Design project

Shape: Plank  
Size: 6"x24" Pattern: 05  
Color: Bluestone Full Color

Flower beds design  
Frontier20 Bluestone Full Color 12"x24"

# Outdoor spaces reimagined



Frontier20 Shapes is the innovative project by Landmark Ceramics that offers a comprehensive range of **solutions to design and decorate outdoor floors**, both in commercial architectures and residential contexts. Explore a wide selection of **shapes, sizes, patterns and colors, obtained with our 20mm Porcelain Pavers range**, and open doors to a range of patterns, allowing you to convey personality, character, and undeniable flair in your project.

Frontier20 Shapes is the appearance of creativity:

Unparalleled color selection

Porcelain Pavers Superior Performance

Innovative and creative shapes

Endless pattern combinations

Complete freedom

# Peak performance

Frontier20 Shapes isn't just about aesthetics, it's about the **highest performance: a smart solution for long-lasting beauty**. Crafted from Landmark 20mm Porcelain Pavers, its surfaces are resistant, and built to endure heavy foot traffic, extreme weather, scratch, acid, and chemicals. But technical features go beyond durability. Frontier20 Shapes is healthy and eco-friendly, because it is free of plastic, formaldehyde, PVC, and VOC, doesn't produce smoke if exposed to fire, is inhospitable to bacteria, dust mites, fungi, mold, and requires low-maintenance cleaning.



## Easy to keep clean

Mild environmentally friendly detergents can be used when cleaning your porcelain pavers. Pressure washers up to 1500 PSI may be used without fear of etching or striping.



## Resistant to thermal shock

Landmark's porcelain pavers are baked at temperatures up to 2300 degrees F which in turn causes a very strong molecular bond making for a very dense material. Due to its density it become very inert allowing for extreme and sudden temperature changes in the range of - 60 F +140 F.



## Frost resistance

Landmark Frontier20 porcelain pavers are so dense that frost and or freezing temperatures do not affect it.



## Antislip

The structure and texture of the porcelain paver reduce the risk of slipperiness.



## Scratch resistant

Landmark Frontier20 porcelain pavers are extremely hard with an equally hard surface making them virtually scratch proof.



## Resistant to moss and molding

Landmark Frontier20 is so dense that mold and mildew are not able to establish them selves in a permanent way making removal very easy and simple.



## Fade resistance

Landmarks Frontier20 baked on graphics are created using ingredients that are completely unaffected by the sun ensuring enjoyment of your porcelain paving investment for many years to come.



## Stain resistant

Landmark's Frontier20 porcelain pavers are virtually non porous. Due to the baked on glazing process nothing can be absorbed including stains.



## Resistant to salts

Landmark Frontier20 porcelain pavers are completely unaffected by use of salts.



## Resistant to acid and chemicals

Landmark Frontier20 is made with inert ingredients that do not react or accept acids and or chemicals allowing you to make environmentally friendly cleaning decisions!



## Eco Friendly

Landmark Frontier20 porcelain pavers are produced in our environmentally friendly complex following the strictest state and federal regulations. Because of Landmarks environment friendly commitment, we can incorporate up to 20% recycled content in our USA made porcelain pavers.



## No sealing needed

No sealers are needed because Landmark Frontier20 is so dense virtually nothing can stick to it!



## Saving over time

Low maintenance cost.




**Design project**

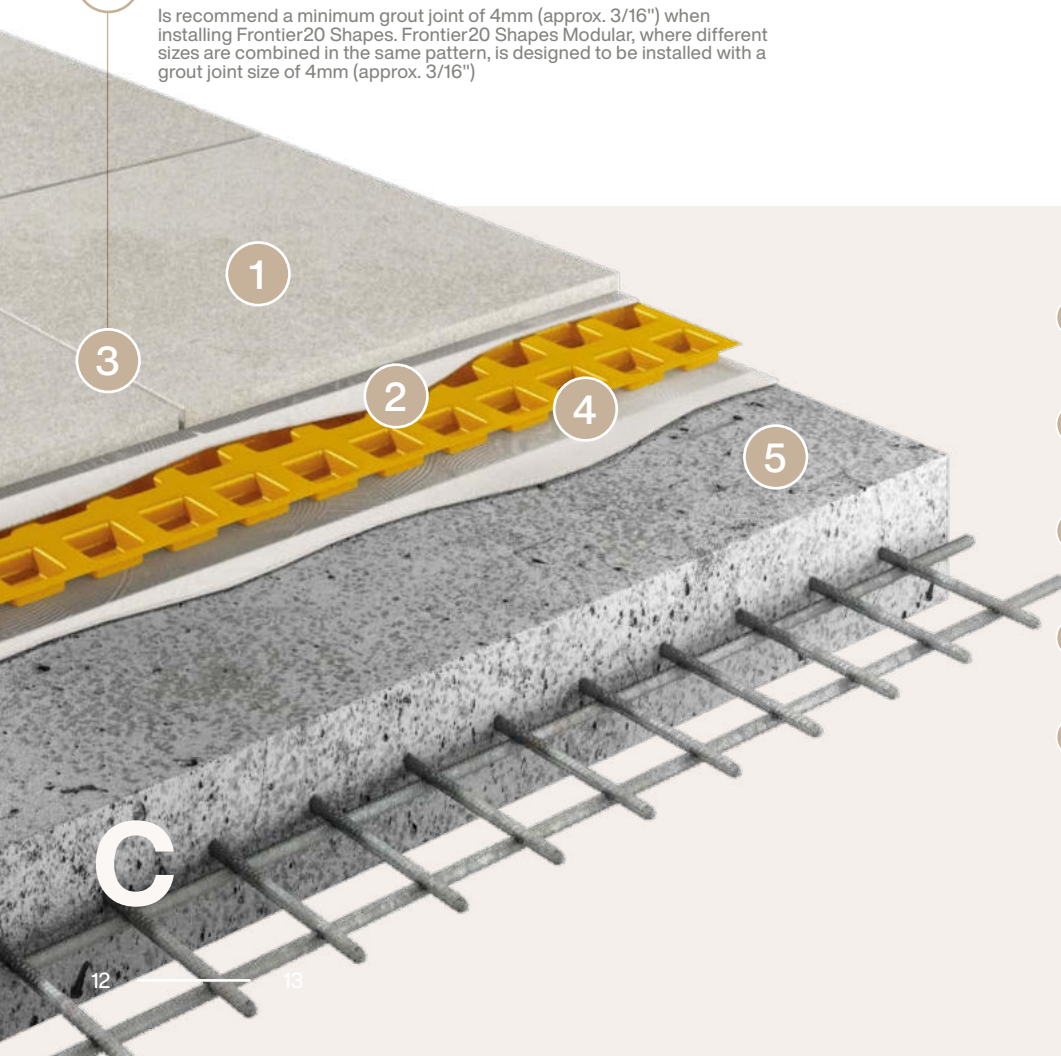
Shape: Peacock  
Size: SMALL 9"x10" BIG 20"x23" Pattern: 03A  
Color: Full Color Blueselect

Step Design  
Frontier20 Full Color Blueselect Trim Pieces  
Fireplace  
Veneer World Pro LedgeStone Bluestone Full Color 6"x24"


# Traditional installation

Get an exclusive look and all the ease of application. The versatility of Frontier20 Shapes makes design easy for pathways, walkways, courtyards, and outdoor spaces. Simply **follow the traditional installation** method using thinset/thickset mortar appropriate for use with porcelain pavers. This method offers the most stable and most durable floor covering that is able to withstand traffic within 24 hours.

 4mm (approx. 3/16") minimum grout joint  
Is recommend a minimum grout joint of 4mm (approx. 3/16") when installing Frontier20 Shapes. Frontier20 Shapes Modular, where different sizes are combined in the same pattern, is designed to be installed with a grout joint size of 4mm (approx. 3/16")



- 1 FRONTIER20 SHAPES PORCELAIN 3/4" NOMINAL (20MM) PAVERS
- 2 THINSET
- 3 4mm (approx. 3/16") MINIMUM GROUT JOINT
- 4 UNCOUPLING MEMBRANE
- 5 EXISTING OR NEW CONCRETE




**Design project**  
Shape: Trapezoid  
Size: BIG 10"x24" Pattern: 3B  
Color: Michelangelo Extra White



**Design project**  
Shape: Trapezoid  
Size: BIG 10"x24" Pattern: 3B  
Color: Michelangelo Extra White

# Unlimited creativity

Frontier20 Shapes offers an extensive surface range, providing **limitless possibilities for outdoor spaces**. With a selection of shapes, colors, patterns, textures, and sizes, it ensures countless compositions, thanks to superior performance of high quality Porcelain Pavers. An innovative tool for professionals seeking solutions to their design challenges.



**Design project**  
Shape: Peacock  
Size: SMALL 9"x10" Pattern: 03A  
Color: Full Color Blueselect


d



**Design project**  
Shape: Diamond  
Size: BIG 23"x23" Pattern: 01  
Color: Limestone + Arctic White + Absolute



**Design project**  
Shape: Modular  
Size: 23"x23"-11 1/2"x23"-11 1/2"x11 1/2" Pattern: 23  
Color: Montauk White



**Design project**  
Shape: Hexagon  
Size: BIG 20"x24" Pattern: 01  
Color: Indiana Buff Select  
Pool Wall Tiles  
Explore Everest Dark Grip 12"x24"  
Pool Floor Design  
Explore Everest Dark MOSAIC A 12"x12"



**Design project**

Shape: Tower  
Size: BIG 23"x23" Pattern: 02  
Color: Montauk Grey

Firepit Design  
Montauk Grey 24"x48"  
Pool Floor Design  
Montauk Grey Grip 24"x48"  
Step Design  
Frontier20 Montauk Grey Trim Pieces

# Project

- e Shapes and sizes
- f Pattern combinations
- g Color range
- h Vibrations
- i Grouts
- j How it works
- k Project directory



## Design project

Shape: Rhombus  
Size: BIG 11"x20" Pattern: 01  
Color: Limestone + Arctic White + Absolute

Dinner table  
Limestone 24"x24"



**Design project**


Shape: Plank  
Size: 6"x24" Pattern: 05  
Color: Bluestone Full Color

Floor Design  
Bluestone Full Color 24"x48"

# Shapes & sizes

Frontier20 Shapes offers a numerous **variety of Shapes and Sizes: Modular** is an offering made up of modular standard pavers with rounded corners. Creative aims to offer new design solutions to allow any professional to express their creativity on all outdoor projects. **Both Modular and Creative are available in the Big and Small sizes.** Finally, **Plank** to allow any professional even more pattern options to easily characterize any type of outdoor surface.

## Modular (with rounded edges)



## Plank



6"x24"

## Creative



### Diamond

**Big** 23"x23"  
**Small** 11"x11"



### Hexagon

**Big** 20"x24"  
**Small** 10"x11"



### Kite

**Big** 23"x23"  
**Small** 12"x12"



### Peacock

**Big** 20"x23"  
**Small** 9"x10"



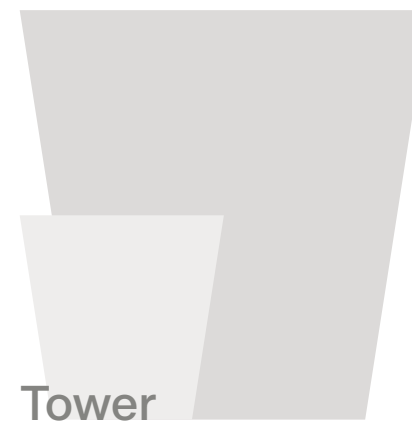
### Rhombus

**Big** 11"x20"  
**Small** 8"x15"



### Ruby

**Big** 11"x23"  
**Small** 5"x11"




### Tower

**Big** 23"x23"  
**Small** 11"x11"



### Trapezoid

**Big** 10"x24"  
**Small** 5"x11"



### Turtle


**Big** 20"x27"  
**Small** 10"x13"

# Pattern combinations


Choose a shape and bring forth **over fifty different patterns**. The modularity of Shapes surfaces ensures **countless combinations**. Standard pavers in both Big and Small formats can be seamlessly combined, expanding compositional possibilities.




MODULAR 1




MODULAR 2




MODULAR 3




MODULAR 4




MODULAR 5




MODULAR 6




MODULAR 7




MODULAR 8




MODULAR 9




**MODULAR 10**




**MODULAR 11**




**MODULAR 12**




**MODULAR 19**




**MODULAR 20**




**MODULAR 21**




**MODULAR 13**




**MODULAR 14**




**MODULAR 15**




**MODULAR 22**




**MODULAR 23**




**MODULAR 24**




**MODULAR 16**




**MODULAR 17**




**MODULAR 18**




**MODULAR 25**




**MODULAR 26**




**MODULAR 27**




**MODULAR 28**




**MODULAR 29**




**MODULAR 30**




**PLANK 5**




**PLANK 6**




**DIAMOND 1**




**MODULAR 31**




**MODULAR 32**




**PLANK 1A**



**HEXAGON 1**



**KITE 1A**




**KITE 1B**




**PLANK 1B**




**PLANK 2**



**PLANK 3**




**PEACOCK 1A**



**PEACOCK 1B**



**PEACOCK 2A**




**PEACOCK 2B**




**PEACOCK 3A**




**PEACOCK 3B**




**TOWER 1**




**TOWER 2**




**TOWER 3**



**RHOMBUS 1**




**RHOMBUS 2**



**RHOMBUS 3**




**TOWER 4**




**TRAPEZOID 1**




**TRAPEZOID 2**




**RHOMBUS 4**



**RUBY 1A**




**RUBY 1B**



**TRAPEZOID 3A**



**TRAPEZOID 3B**




**TRAPEZOID 4**



TRAPEZOID 5




TRAPEZOID 6




TRAPEZOID 7




TRAPEZOID 8



TRAPEZOID 9



TURTLE 1



Design project

Shape: Peacock  
Size: SMALL 9"x10" BIG 20"x23" Pattern: 03A  
Color: Full Color Blueselect

Step Design  
Frontier20 Full Color Blueselect Trim Pieces



**Design project**

Shape: Hexagon

Size: BIG 20"x24" Pattern: 01

Color: Indiana Buff Select

Pool Wall Tiles

Frontier20 Explore Everest Dark Grip 12"x24"

Pool Floor Design

Explore Everest Dark MOSAIC A 12"x12"



**Design project**

Shape: Modular  
Size: 23"x23"-11 1/2"x23"-11 1/2"x11 1/2" Pattern: 23  
Color: Montauk White

Kitchen Wall Tiles  
Veneer World Pro Ledgestone Bluestone Full Color 6"x24"

# Color range

Unleash your creative vision with a **color palette from the Frontier20 range**. Add a vibration, choosing a combination from three chromatic harmonies: Cold, bright tones for a refreshing atmosphere; Warm, warm and dusty hues for a welcoming environment; and Raw, textured surfaces for a unique and architectural look.



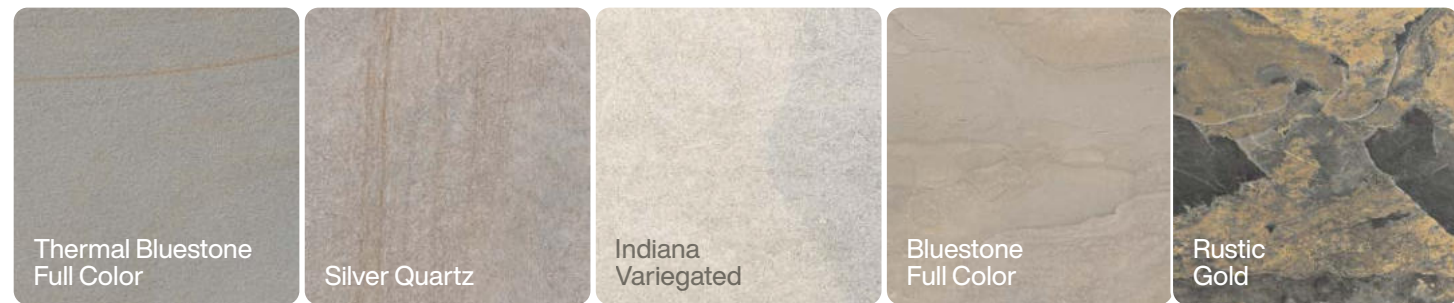
# Coldurbancontemporary subtlecosmopolitan



# Warmnaturalsoftcozy soothingearthy



# Rawtexturedruggedgravelvariegated





**Design project**

Shape: Kite  
Size: BIG 23"x23" Pattern: 1A  
Color: Indiana Grey Select

Firepit Design  
Indiana Grey Select MOSAIC A 12"x12"

# Vibrations

The extensive color range expands pairing possibilities. Achieve **monochromatic surfaces** or mix textures and create **soft matching** with cold colors or **contrasting combinations** with warmer shades. For a truly unique touch, blend cold and warm tones to design **distinctive color accents**, providing a refined movement to the environment.

## Mono

Monochrome




## Soft

Soft matching



## Accent

Chromatic accent



## Contrast

Contrasting combination





**Design project**

Shape: Ruby  
Size: SMALL 5"x11" Pattern: 1B  
Color: International White

Size: BIG 11"x23" Pattern: 1B  
Color: Minimalist Greige

Flower beds design  
Frontier20 International White 12"x24"



Design project

Shape: Diamond

Size: BIG 23"x23" Pattern: 01

Color: Limestone + Arctic White + Absolute

# Grouts

Grout enhances outdoor uniqueness, maintaining essential qualities like strength and safety. Choose from a range of **distinctive grout options for each color combination**, from light to dark shades. You can pick a shade that complements the floor or a contrasting tone to emphasize the lines between each tile.



**Design project**  
 Shape: Turtle  
 Size: BIG 20"x27" Pattern: 01  
 Color: Limestone + Arctic White + Absolute


		Mapei						Laticrete							
		01 Alabaster	105 Driftwood	27 Silver	09 Gris	79 Cocoa	47 Charcoal	10 Black	88 Silver Shadow	78 Sterling Silver	22 Midnight Black	39 Mushroom	66 Chestnut Brown	35 Mocha	06 Dusty Grey
Cold	Freedom White	●		●				●	●	●	●				
	Montauk White	●		●				●	●	●	●				
	Natural Ivory	●		●				●	●	●	●				
	Michelangelo Extra White	●		●				●	●	●	●				
	Minimalist Greige	●		●				●	●	●	●				
	Indiana Grey Select	●		●				●	●	●	●				
	Modern Grey	●		●				●	●	●	●				
	Arctic White	●		●				●	●	●	●				
	Cosmopolitan Ash	●		●				●	●	●	●				
	Montauk Grey	●		●				●	●	●	●				
Warm	Bluestone Blue Select	●		●				●	●	●	●				
	Simply Grey	●		●				●	●	●	●				
	Cosmos	●		●				●	●	●	●				
	Montauk Black	●		●				●	●	●	●				
	International White		●				●	●			●	●		●	
	African Beige		●				●	●			●	●		●	
	Indiana Buff Select		●				●	●			●	●		●	
	Travertine Cross Cut White		●				●	●			●	●		●	
	Sky		●				●	●			●	●		●	
	Limestone		●				●	●			●	●		●	
Raw	Absolute		●				●	●			●	●		●	
	Desert		●				●	●			●	●		●	
	Barge Gold		●				●	●			●	●		●	
	Travertine Cross Cut Cream		●				●	●			●	●		●	
	Travertine Cross Cut Noce		●				●	●			●	●		●	
	Thermal Bluestone Full Color		●		●	●							●		●
Raw	Silver Quartz		●		●	●							●		●
	Indiana Variegated		●		●	●							●		●
	Bluestone Full Color		●		●	●							●		●
	Rustic Gold		●		●	●							●		●
	California Gold		●		●	●							●		●
	Mariposa Slate		●		●	●							●		●



**Design project**

Shape: Modular  
Size: 15"x23"-7 3/4"x23"-5 3/4"x23" Pattern: 01  
Color: Cosmos + Natural Ivory

Pool Wall Tiles  
Frontier20 Natural Ivory Linear Cover Drain Set 12"x24"



**Design project**

Shape: Modular  
Size: 15"x23"-7 3/4"x23"-5 3/4"x23" Pattern: 01  
Color: Cosmos + Natural Ivory





**Design project**

Shape: Tower  
Size: BIG 23"x23" Pattern: 02  
Color: Montauk Grey

Firepit Design  
Montauk Grey 24"x48"  
Pool Floor Design  
Montauk Grey Grip 24"x48"  
Step Design  
Frontier20 Montauk Grey Trim Pieces

# How it works

## 1 Choose a shape




## 2 Select a size

Small

Big

## 3 Choose a pattern



Now that you have explored Frontier20 Shapes in detail, here's how it works. Follow the steps below to breathe life into exceptional outdoor flooring spaces.

## 4 Pick your colors


Cold



Warm




Raw




## 5 Select a vibration

Mono Soft Accent Contrast




## 6 Add grout

Matching Contrast



# Project directory



Modular

p.62




Plank

p.94




Diamond

p.100



Hexagon

p.101



Kite

p.102



Peacock

p.104




Rhombus

p.110



Ruby

p.114




Tower

p.116



Trapezoid


p.120



Turtle

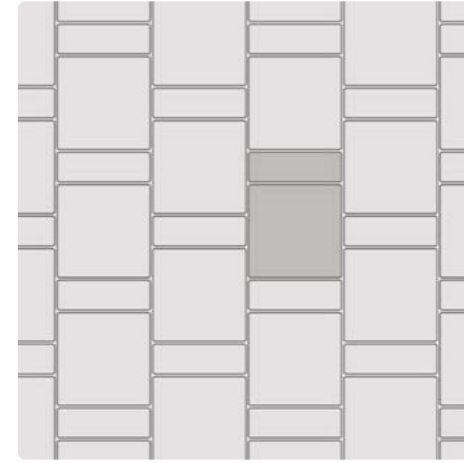
p.130

## MODULAR 01



<b>MONO-BIG-A.0093</b>	15"x23"	7 3/4"x23"	5 3/4"x23"
<b>MOD. 01 / COLD / MONO</b>	<b>MODULE %</b>		
MINIMALIST GREIGE	53,3%	26,7%	20,0%


## MODULAR 02



<b>MONO-BIG-A.0101</b>	15"x23"	7 3/4"x23"	5 3/4"x23"
<b>MOD. 01 / RAW / MONO</b>	<b>MODULE %</b>		
RUSTIC GOLD	53,3%	26,7%	20%



<b>MONO-BIG-A.0108</b>	15"x23"	7 3/4"x23"	5 3/4"x23"
<b>MOD. 01 / WARM / MONO</b>	<b>MODULE %</b>		
TRAVERTINE CROSS CUT CREAM	53,3%	26,7%	20%



<b>2COL-BIG-A.0069</b>	15"x23"	7 3/4"x23"	5 3/4"x23"
<b>MOD. 01 / CONTRAST COLD / STORM</b>	<b>MODULE %</b>		
NATURAL IVORY	53,3%		
COSMOS		26,7%	20%




<b>MONO-BIG-A.0199</b>	23"x23"	7 3/4"x23"
<b>MONO-SMALL-A.0199</b>	11 1/2"x11 1/2"	3 3/8"x11 1/2"
<b>MOD. 02 / COLD / MONO</b>	<b>MODULE %</b>	
BLUESTONE BLUE SELECT	75%	25%



<b>MONO-BIG-A.0199</b>	23"x23"	7 3/4"x23"
<b>MONO-SMALL-A.0199</b>	11 1/2"x11 1/2"	3 3/8"x11 1/2"
<b>MOD. 02 / RAW / MONO</b>	<b>MODULE %</b>	
CALIFORNIA GOLD	75%	25%



<b>MONO-BIG-A.0215</b>	23"x23"	7 3/4"x23"
<b>MONO-SMALL-A.0215</b>	11 1/2"x11 1/2"	3 3/8"x11 1/2"
<b>MOD. 02 / WARM / MONO</b>	<b>MODULE %</b>	
INDIANA BUFF SELECT	75%	25%



<b>2COL-BIG-B.0069</b>	15"x23"	7 3/4"x23"	5 3/4"x23"
<b>MOD. 01 / CONTRAST COLD / STORM</b>	<b>MODULE %</b>		
NATURAL IVORY	53,3%	26,7%	
COSMOS			20%



<b>3COL-BIG-A.0041</b>	15"x23"	7 3/4"x23"	5 3/4"x23"
<b>MOD. 01 / SOFT MATCHING / ICY</b>	<b>MODULE %</b>		
INDIANA BUFF SELECT	53,3%		
BLUESTONE BLUE SELECT		26,7%	
COSMOS			20%



<b>3COL-BIG-B.0041</b>	15"x23"	7 3/4"x23"	5 3/4"x23"
<b>MOD. 01 / SOFT MATCHING / ICY</b>	<b>MODULE %</b>		
INDIANA BUFF SELECT			20%
BLUESTONE BLUE SELECT		26,7%	
COSMOS	53,3%		


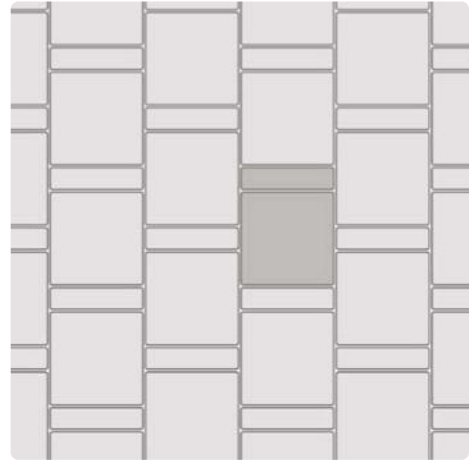


<b>2COL-BIG-A.0154</b>	23"x23"	7 3/4"x23"
<b>2COL-SMALL-A.0154</b>	11 1/2"x11 1/2"	3 3/8"x11 1/2"
<b>MOD. 02 / CONTRAST WARM / RUST</b>	<b>MODULE %</b>	
TRAVERTINE CROSS CUT CREAM	75%	
MARIPOSA SLATE		25%




<b>2COL-BIG-B.0154</b>	23"x23"	7 3/4"x23"
<b>2COL-SMALL-B.0154</b>	11 1/2"x11 1/2"	3 3/8"x11 1/2"
<b>MOD. 02 / CONTRAST WARM / RUST</b>	<b>MODULE %</b>	
TRAVERTINE CROSS CUT CREAM	75%	
MARIPOSA SLATE		25%

## MODULAR 03



<b>MONO-BIG-A.0268</b>	23"x23"	5 1/4"x23"
<b>MOD.03 / COLD / MONO</b>	<b>MODULE %</b>	
MICHELANGELO EXTRA WHITE	80%	20%


## MODULAR 04



<b>MONO-BIG-A.0277</b>	23"x23"	5 1/4"x23"
<b>MOD.03 / RAW / MONO</b>	<b>MODULE %</b>	
RUSTIC GOLD	80%	20%



<b>MONO-BIG-A.0284</b>	23"x23"	5 1/4"x23"
<b>MOD.03 / WARM / MONO</b>	<b>MODULE %</b>	
TRAVERTINE CROSS CUT CREAM	80%	20%



<b>2COL-BIG-A.0205</b>	23"x23"	5 1/4"x23"
<b>MOD.03 / SOFT MATCHING / BEACH</b>	<b>MODULE %</b>	
SKY	80%	20%
DESERT		



<b>MONO-MIX-A.0383</b>	23"x23"	11 1/2"x11 1/2"	5 3/4"x11 1/2"	3 5/8"x11 1/2"
<b>MOD.04 / RAW / MONO</b>	<b>MODULE %</b>			
BLUESTONE FULL COLOR	60%	15%	15%	10%



<b>MONO-MIX-A.0391</b>	23"x23"	11 1/2"x11 1/2"	5 3/4"x11 1/2"	3 5/8"x11 1/2"
<b>MOD.04 / WARM / MONO</b>	<b>MODULE %</b>			
INDIANA BUFF SELECT	60%	15%	15%	10%



<b>2COL-MIX-A.0273</b>	23"x23"	11 1/2"x11 1/2"	5 3/4"x11 1/2"	3 5/8"x11 1/2"
<b>MOD.04 CONTRAST COLD / CHESS</b>	<b>MODULE %</b>			
MONTAUK WHITE	60%		15%	
SIMPLY GREY		15%		10%



<b>2COL-BIG-B.0205</b>	23"x23"	5 1/4"x23"
<b>MOD.03 / SOFT MATCHING / BEACH</b>	<b>MODULE %</b>	
SKY	80%	
DESERT		20%



<b>3COL-BIG-A.0111</b>	23"x23"	5 1/4"x23"
<b>MOD.03 / SOFT MATCHING / FLAT</b>	<b>MODULE %</b>	
BARGE GOLD	80%	
LIMESTONE		10%
TRAVERTINE CROSS CUT WHITE		10%



<b>3COL-BIG-B.0111</b>	23"x23"	5 1/4"x23"
<b>MOD.03 / SOFT MATCHING / FLAT</b>	<b>MODULE %</b>	
BARGE GOLD		10%
LIMESTONE	80%	
TRAVERTINE CROSS CUT WHITE		10%



<b>2COL-MIX-B.0273</b>	23"x23"	11 1/2"x11 1/2"	5 3/4"x11 1/2"	3 5/8"x11 1/2"
<b>MOD.04 CONTRAST COLD / CHESS</b>	<b>MODULE %</b>			
MONTAUK WHITE	60%	15%		10%
SIMPLY GREY		15%		

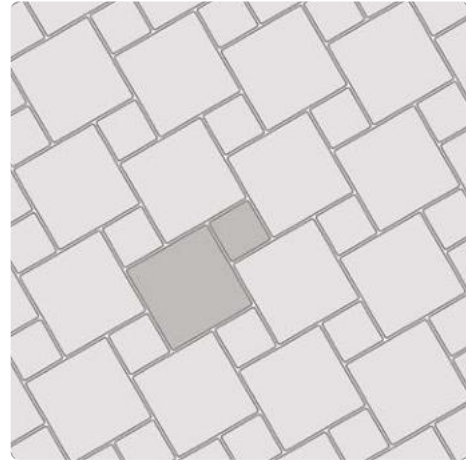


<b>3COL-MIX-A.0161</b>	23"x23"	11 1/2"x11 1/2"	5 3/4"x11 1/2"	3 5/8"x11 1/2"
<b>MOD.04 SOFT MATCHING / STARRY</b>	<b>MODULE %</b>			
BLUESTONE BLUE SELECT	60%	15%		
THERMAL BLUESTONE FULL COLOR			15%	
INTERNATIONAL WHITE				10%







<b>3COL-MIX-B.0161</b>	23"x23"	11 1/2"x11 1/2"	5 3/4"x11 1/2"	3 5/8"x11 1/2"
<b>MOD.04 SOFT MATCHING / STARRY</b>	<b>MODULE %</b>			
BLUESTONE BLUE SELECT	15%			10%
THERMAL BLUESTONE FULL COLOR	60%			
INTERNATIONAL WHITE			15%	

## MODULAR 05



## MODULAR 06



**MONO-MIX-A.0405** 23"x23" 11 1/2"x11 1/2"  
**MOD.05 / RAW / MONO** MODULE %  
 BLUESTONE FULL COLOR 80% 20%


**MONO-MIX-A.0414** 23"x23" 11 1/2"x11 1/2"  
**MOD.05 / WARM / MONO** MODULE %  
 INTERNATIONAL WHITE 80% 20%

**2COL-MIX-A.0290** 23"x23" 11 1/2"x11 1/2"  
**MOD.05 / CONTRAST COLD / CITY** MODULE %  
 MONTAUK WHITE 20%  
 BLUESTONE BLUE SELECT 80%

**MONO-MIX-A.0420** 23"x23" 11 1/2"x11 1/2"  
**MOD.06 / COLD / MONO** MODULE %  
 FREEDOM WHITE 57,1% 42,9%

**MONO-MIX-A.0427** 23"x23" 11 1/2"x11 1/2"  
**MOD.06 / RAW / MONO** MODULE %  
 BLUESTONE FULL COLOR 57,1% 42,9%

**MONO-MIX-A.0437** 23"x23" 11 1/2"x11 1/2"  
**MOD.06 / WARM / MONO** MODULE %  
 LIMESTONE 57,1% 42,9%



**2COL-MIX-B.0290** 23"x23" 11 1/2"x11 1/2"  
**MOD.05 / CONTRAST COLD / CITY** MODULE %  
 MONTAUK WHITE 80%  
 BLUESTONE BLUE SELECT 20%


**3COL-MIX-A.0171** 23"x23" 11 1/2"x11 1/2"  
**MOD.05 / SOFT MATCHING / TUNE** MODULE %  
 NATURAL IVORY 40%  
 MODERN GREY 40%  
 LIMESTONE 20%

**3COL-MIX-B.0171** 23"x23" 11 1/2"x11 1/2"  
**MOD.05 / SOFT MATCHING / TUNE** MODULE %  
 NATURAL IVORY 40%  
 MODERN GREY 40% 10%  
 LIMESTONE 10%

**2COL-MIX-A.0307** 23"x23" 11 1/2"x11 1/2"  
**MOD.06 / CONTRAST COLD / FLASH** MODULE %  
 MODERN GREY 57,1% 14,3%  
 COSMOPOLITAN ASH 28,6%

**2COL-MIX-B.0307** 23"x23" 11 1/2"x11 1/2"  
**MOD.06 / CONTRAST COLD / FLASH** MODULE %  
 MODERN GREY 57,1% 42,9%  
 COSMOPOLITAN ASH 42,9%

## MODULAR 07



**MONO-MIX-A.0443** 23"x23" 11 1/2"x23" 11 1/2"x11 1/2"  
**MOD.07 / COLD / MONO** **MODULE %**  
 INDIANA GREY SELECT 50% 25% 25%



**MONO-MIX-A.0449** 23"x23" 11 1/2"x23" 11 1/2"x11 1/2"  
**MOD.07 / RAW / MONO** **MODULE %**  
 BLUESTONE FULL COLOR 50% 25% 25%



**MONO-MIX-A.0460** 23"x23" 11 1/2"x23" 11 1/2"x11 1/2"  
**MOD.07 / WARM / MONO** **MODULE %**  
 TRAVERTINE CROSS CUT CREAM 50% 25% 25%



**2COL-MIX-A.0324** 23"x23" 11 1/2"x23" 11 1/2"x11 1/2"  
**MOD.07 / CONTRAST COLD / GLOOM** **MODULE %**  
 INTERNATIONAL WHITE 25% 25%  
 MONTAUK GREY 50%



**2COL-MIX-B.0324** 23"x23" 11 1/2"x23" 11 1/2"x11 1/2"  
**MOD.07 / CONTRAST COLD / GLOOM** **MODULE %**  
 INTERNATIONAL WHITE 50% 25%  
 MONTAUK GREY 25%

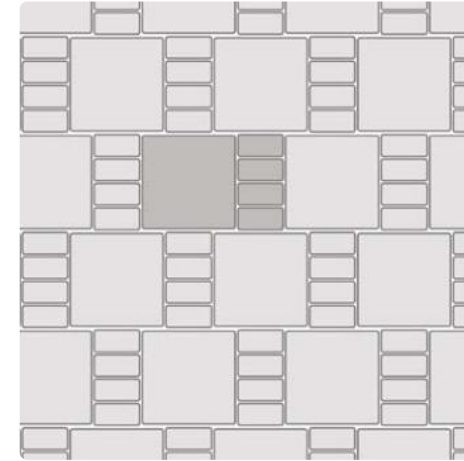


**3COL-MIX-A.0181** 23"x23" 11 1/2"x23" 11 1/2"x11 1/2"  
**MOD.07 / SOFT MATCHING / DAY** **MODULE %**  
 LIMESTONE 25%  
 ARCTIC WHITE 25%  
 ABSOLUTE 50%



**3COL-MIX-B.0181** 23"x23" 11 1/2"x23" 11 1/2"x11 1/2"  
**MOD.07 / SOFT MATCHING / DAY** **MODULE %**  
 LIMESTONE 12,5%  
 ARCTIC WHITE 50%  
 ABSOLUTE 25% 12,5%

## MODULAR 08




**MONO-MIX-A.0466** 23"x23" 5 3/4"x11 1/2"  
**MOD.08 / COLD / MONO** **MODULE %**  
 MICHELANGELO EXTRA WHITE 66,7% 33,3%




**MONO-MIX-A.0471** 23"x23" 5 3/4"x11 1/2"  
**MOD.08 / RAW / MONO** **MODULE %**  
 BLUESTONE FULL COLOR 66,7% 33,3%



**MONO-MIX-A.0483** 23"x23" 5 3/4"x11 1/2"  
**MOD.08 / WARM / MONO** **MODULE %**  
 TRAVERTINE CROSS CUT NOCE 66,7% 33,3%



**2COL-MIX-A.0341** 23"x23" 5 3/4"x11 1/2"  
**MOD.08 / CONTRAST COLD / STORM** **MODULE %**  
 NATURAL IVORY 66,7% 16,7%  
 COSMOS 16,7%



**2COL-MIX-B.0341** 23"x23" 5 3/4"x11 1/2"  
**MOD.08 / CONTRAST COLD / STORM** **MODULE %**  
 NATURAL IVORY 33,3%  
 COSMOS 66,7%




**3COL-MIX-A.0191** 23"x23" 5 3/4"x11 1/2"  
**MOD.08 / SOFT MATCHING / EARTH** **MODULE %**  
 TRAVERTINE CROSS CUT WHITE 16,7%  
 TRAVERTINE CROSS CUT CREAM 66,7%  
 INDIANA BUFF SELECT 16,7%



**3COL-MIX-B.0191** 23"x23" 5 3/4"x11 1/2"  
**MOD.08 / SOFT MATCHING / EARTH** **MODULE %**  
 TRAVERTINE CROSS CUT WHITE 16,7%  
 TRAVERTINE CROSS CUT CREAM 16,7%  
 INDIANA BUFF SELECT 66,7%

## MODULAR 09



**MONO-BIG-A.0291** 23"x23" 5 1/4"x23"  
**MOD.09 / COLD / MONO** **MODULE %**  
 MINIMALIST GREIGE 57,1% 42,9%



**MONO-BIG-A.0300** 23"x23" 5 1/4"x23"  
**MOD.09 / RAW / MONO** **MODULE %**  
 SILVER QUARTZ 57,1% 42,9%



**MONO-BIG-A.0307** 23"x23" 5 1/4"x23"  
**MOD.09 / WARM / MONO** **MODULE %**  
 TRAVERTINE CROSS CUT NOCE 57,1% 42,9%



**2COL-BIG-A.0222** 23"x23" 5 1/4"x23"  
**MOD.09 / SOFT MATCHING / NATURE** **MODULE %**  
 MINIMALIST GREIGE 57,1%  
 INDIANA GREY SELECT 42,9%



**2COL-BIG-B.0222** 23"x23" 5 1/4"x23"  
**MOD.09 / SOFT MATCHING / NATURE** **MODULE %**  
 MINIMALIST GREIGE 57,1% 14,3%  
 INDIANA GREY SELECT 28,6%




**3COL-BIG-A.0121** 23"x23" 5 1/4"x23"  
**MOD.09 / SOFT MATCHING / FOG** **MODULE %**  
 FREEDOM WHITE 57,1%  
 MINIMALIST GREIGE 28,6%  
 MONTAUK WHITE 14,3%



**3COL-BIG-B.0121** 23"x23" 5 1/4"x23"  
**MOD.09 / SOFT MATCHING / FOG** **MODULE %**  
 FREEDOM WHITE 28,6%  
 MINIMALIST GREIGE 57,1%  
 MONTAUK WHITE 14,3%

## MODULAR 10



**MONO-MIX-A.0001** 15"x23" 11 1/2"x23" 7 3/4"x23" 3 1/6"x11 1/2"  
**MOD.10 / COLD / MONO** **MODULE %**  
 BLUESTONE BLUE SELECT 40% 30% 20% 10%



**MONO-MIX-A.0009** 15"x23" 11 1/2"x23" 7 3/4"x23" 3 1/6"x11 1/2"  
**MOD.10 / RAW / MONO** **MODULE %**  
 BLUESTONE FULL COLOR 40% 30% 20% 10%



**MONO-MIX-A.0016** 15"x23" 11 1/2"x23" 7 3/4"x23" 3 1/6"x11 1/2"  
**MOD.10 / WARM / MONO** **MODULE %**  
 TRAVERTINE CROSS CUT CREAM 40% 30% 20% 10%



**2COL-MIX-A.0001** 15"x23" 11 1/2"x23" 7 3/4"x23" 3 1/6"x11 1/2"  
**MOD.10 / CONTRAST COLD / CHESS** **MODULE %**  
 MONTAUK WHITE 30% 20% 5%  
 SIMPLY GREY 40% 5%



**2COL-MIX-B.0001** 15"x23" 11 1/2"x23" 7 3/4"x23" 3 1/6"x11 1/2"  
**MOD.10 / CONTRAST COLD / CHESS** **MODULE %**  
 MONTAUK WHITE 40% 5%  
 SIMPLY GREY 30% 20% 5%

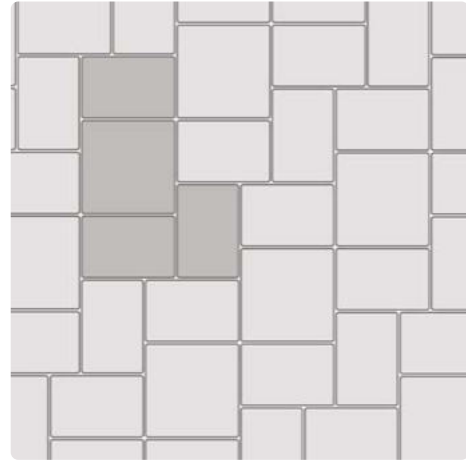


**3COL-MIX-A.0001** 15"x23" 11 1/2"x23" 7 3/4"x23" 3 1/6"x11 1/2"  
**MOD.10 / SOFT MATCHING / DAY** **MODULE %**  
 LIMESTONE 5%  
 ARCTIC WHITE 40%  
 ABSOLUTE 30% 20% 5%




**3COL-MIX-B.0001** 15"x23" 11 1/2"x23" 7 3/4"x23" 3 1/6"x11 1/2"  
**MOD.10 / SOFT MATCHING / DAY** **MODULE %**  
 LIMESTONE 20%  
 ARCTIC WHITE 40% 10%  
 ABSOLUTE 30%

## MODULAR 11



MONO-BIG-A.0116	23"x23"	15"x23"
MONO-SMALL-A.0116	11 1/2"x11 1/2"	7 3/4"x11 1/2"
<b>MOD.11 / COLD / MONO</b>	<b>MODULE %</b>	
MONTAUK BLACK	33,3%	66,7%

## MODULAR 12



MONO-BIG-A.0139	23"x23"	11 1/2"x23"
MONO-SMALL-A.0139	11 1/2"x11 1/2"	5 3/4"x11 1/2"
<b>MOD.12 / COLD / MONO</b>	<b>MODULE %</b>	
MONTAUK GREY	50%	50%



MONO-BIG-A.0124	23"x23"	15"x23"
MONO-SMALL-A.0124	11 1/2"x11 1/2"	7 3/4"x11 1/2"
<b>MOD.11 / RAW / MONO</b>	<b>MODULE %</b>	
SILVER QUARTZ	33,3%	66,7%



MONO-BIG-A.0131	23"x23"	15"x23"
MONO-SMALL-A.0131	11 1/2"x11 1/2"	7 3/4"x11 1/2"
<b>MOD.11 / WARM / MONO</b>	<b>MODULE %</b>	
TRAVERTINE CROSS CUT NOCE	33,3%	66,7%

2COL-BIG-A.0086	23"x23"	15"x23"
2COL-SMALL-A.0086	11 1/2"x11 1/2"	7 3/4"x11 1/2"
<b>MOD.11 / CONTRAST COLD / TUNE</b>	<b>MODULE %</b>	
NATURAL IVORY	33,3%	22,2%
MODERN GREY		44,5%

MONO-BIG-A.0147	23"x23"	11 1/2"x23"
MONO-SMALL-A.0147	11 1/2"x11 1/2"	5 3/4"x11 1/2"
<b>MOD.12 / RAW / MONO</b>	<b>MODULE %</b>	
THERMAL BLUESTONE FULL COLOR	50%	50%

MONO-BIG-A.0154	23"x23"	11 1/2"x23"
MONO-SMALL-A.0154	11 1/2"x11 1/2"	5 3/4"x11 1/2"
<b>MOD.12 / WARM / MONO</b>	<b>MODULE %</b>	
TRAVERTINE CROSS CUT WHITE	50%	50%

2COL-BIG-A.0103	23"x23"	11 1/2"x23"
2COL-SMALL-A.0103	11 1/2"x11 1/2"	5 3/4"x11 1/2"
<b>MOD.12 / CONTRAST WARM / DUSKY</b>	<b>MODULE %</b>	
BARGE GOLD	25%	25%
RUSTIC GOLD	25%	25%



2COL-BIG-B.0086	23"x23"	15"x23"
2COL-SMALL-B.0086	11 1/2"x11 1/2"	7 3/4"x11 1/2"
<b>MOD.11 / CONTRAST COLD / TUNE</b>	<b>MODULE %</b>	
NATURAL IVORY		66,7%
MODERN GREY	33,3%	

3COL-BIG-A.0051	23"x23"	15"x23"
3COL-SMALL-A.0051	11 1/2"x11 1/2"	7 3/4"x11 1/2"
<b>MOD.11 / SOFT MATCHING / LIGHT</b>	<b>MODULE %</b>	
RUSTIC GOLD		22,2%
LIMESTONE		44,5%
INDIANA BUFF SELECT	33,3%	


3COL-BIG-B.0051	23"x23"	15"x23"
3COL-SMALL-B.0051	11 1/2"x11 1/2"	7 3/4"x11 1/2"
<b>MOD.11 / SOFT MATCHING / LIGHT</b>	<b>MODULE %</b>	
RUSTIC GOLD		22,2%
LIMESTONE		44,5%
INDIANA BUFF SELECT	33,3%	

2COL-BIG-B.0103	23"x23"	11 1/2"x23"
2COL-SMALL-B.0103	11 1/2"x11 1/2"	5 3/4"x11 1/2"
<b>MOD.12 / CONTRAST WARM / DUSKY</b>	<b>MODULE %</b>	
BARGE GOLD		50%
RUSTIC GOLD	50%	

3COL-BIG-A.0061	23"x23"	11 1/2"x23"
3COL-SMALL-A.0061	11 1/2"x11 1/2"	5 3/4"x11 1/2"
<b>MOD.12 / SOFT MATCHING / NORTH</b>	<b>MODULE %</b>	
MONTAUK WHITE	25%	12,5%
MICHELANGELO EXTRA WHITE	25%	12,5%
MARIPOSA SLATE	25%	

3COL-BIG-B.0061	23"x23"	11 1/2"x23"
3COL-SMALL-B.0061	11 1/2"x11 1/2"	5 3/4"x11 1/2"
<b>MOD.12 / SOFT MATCHING / NORTH</b>	<b>MODULE %</b>	
MONTAUK WHITE	25%	12,5%
MICHELANGELO EXTRA WHITE	25%	12,5%
MARIPOSA SLATE	25%	

## MODULAR 13




MONO-BIG-A.0162	23"x23"	11 1/2"x23"	7 3/4"x23"	5 1/4"x23"
MOD.13 / COLD / MONO	MODULE %			
MONTAUK WHITE	64,9%	16,2%	10,8%	8,1%



2COL-BIG-A.0120	23"x23"	11 1/2"x23"	7 3/4"x23"	5 1/4"x23"
MOD.13 CONTRAST WARM / GOLD	MODULE %			
LIMESTONE	32,4%	16,2%		
SILVER QUARTZ	32,4%		10,8%	8,1%



2COL-BIG-B.0120	23"x23"	11 1/2"x23"	7 3/4"x23"	5 1/4"x23"
MOD.13 CONTRAST WARM / GOLD	MODULE %			
LIMESTONE		16,2%	10,8%	8,1%
SILVER QUARTZ	64,9%			




3COL-BIG-A.0071	23"x23"	11 1/2"x23"	7 3/4"x23"	5 1/4"x23"
MOD.13 SOFT MATCHING / STARRY	MODULE %			
INTERNATIONAL WHITE		16,2%		
THERMAL BLUESTONE BLUE SELECT	32,4%		10,8%	
BLUESTONE BLUE SELECT	32,4%			8,1%



3COL-BIG-B.0071	23"x23"	11 1/2"x23"	7 3/4"x23"	5 1/4"x23"
MOD.13 SOFT MATCHING / STARRY	MODULE %			
INTERNATIONAL WHITE	32,4%			
THERMAL BLUESTONE BLUE SELECT	32,4%			8,1%
BLUESTONE BLUE SELECT		16,2%	10,8%	

## MODULAR 14



MONO-MIX-A.0391	23"x23"	11 1/2"x11 1/2"	5 3/4"x11 1/2"	3 1/2"x11 1/2"
MOD.04 / WARM / MONO	MODULE %			
INDIANA BUFF SELECT	60%	15%	15%	10%



MONO-BIG-A.0185	23"x23"	11 1/2"x23"	11 1/2"x11 1/2"
MOD.14 / RAW / MONO	MODULE %		
BLUESTONE FULL COLOR	33,3%	50%	16,7%



MONO-BIG-A.0192	23"x23"	11 1/2"x23"	11 1/2"x11 1/2"
MOD.14 / WARM / MONO	MODULE %		
BARGE GOLD	33,3%	50%	16,7%



2COL-BIG-A.0137	23"x23"	11 1/2"x23"	11 1/2"x11 1/2"
MOD.14 / CONTRAST WARM / LAVA	MODULE %		
TRAVERTINE CROSS CUT CREAM	33,3%	50%	
TRAVERTINE CROSS CUT NOCE			16,7%



2COL-BIG-B.0137	23"x23"	11 1/2"x23"	11 1/2"x11 1/2"
MOD.14 / CONTRAST WARM / LAVA	MODULE %		
TRAVERTINE CROSS CUT CREAM			16,7%
TRAVERTINE CROSS CUT NOCE	33,3%	50%	




3COL-BIG-A.0081	23"x23"	11 1/2"x23"	11 1/2"x11 1/2"
MOD.14 / SOFT MATCHING / TUNE	MODULE %		
LIMESTONE			16,7%
NATURAL IVORY		50%	
MODERN GREY	33,3%		




3COL-BIG-B.0081	23"x23"	11 1/2"x23"	11 1/2"x11 1/2"
MOD.14 / SOFT MATCHING / TUNE	MODULE %		
LIMESTONE	33,3%	16,7%	
NATURAL IVORY			16,7%
MODERN GREY	33,3%		

## MODULAR 15



MONO-MIX-A.0024	1 1/2"x23"	1 1/2"x11 1/2"	5 3/4"x11 1/2"
MOD.15 / COLD / MONO	MODULE %		
FREEDOM WHITE	57,1%	28,6%	14,3%

## MODULAR 16



MONO-MIX-A.0047	1 1/2"x23"	1 1/2"x11 1/2"	5 3/4"x11 1/2"
MOD.16 / COLD / MONO	MODULE %		
INDIANA GREY SELECT	40%	40%	20%



MONO-MIX-A.0031	1 1/2"x23"	1 1/2"x11 1/2"	5 3/4"x11 1/2"
MOD.15 / RAW / MONO	MODULE %		
BLUESTONE FULL COLOR	57,1%	28,6%	14,3%


MONO-MIX-A.0039	1 1/2"x23"	1 1/2"x11 1/2"	5 3/4"x11 1/2"
MOD.15 / WARM / MONO	MODULE %		
INDIANA BUFF SELECT	57,1%	28,6%	14,3%

2COL-MIX-A.0018	1 1/2"x23"	1 1/2"x11 1/2"	5 3/4"x11 1/2"
MOD.15 / CONTRAST COLD / CITY	MODULE %		
MONTAUK WHITE	57,1%	28,6%	
BLUESTONE BLUESELECT			14,3%

MONO-MIX-A.0053	1 1/2"x23"	1 1/2"x11 1/2"	5 3/4"x11 1/2"
MOD.16 / RAW / MONO	MODULE %		
BLUESTONE FULL COLOR	40%	40%	20%

MONO-MIX-A.0062	1 1/2"x23"	1 1/2"x11 1/2"	5 3/4"x11 1/2"
MOD.16 / WARM / MONO	MODULE %		
INTERNATIONAL WHITE	40%	40%	20%

2COL-MIX-A.0035	1 1/2"x23"	1 1/2"x11 1/2"	5 3/4"x11 1/2"
MOD.16 / CONTRAST COLD / FLASH	MODULE %		
MODERN GREY	40%	40%	
COSMOPOLITAN ASH			20%



2COL-MIX-B.0018	1 1/2"x23"	1 1/2"x11 1/2"	5 3/4"x11 1/2"
MOD.15 / CONTRAST COLD / CITY	MODULE %		
MONTAUK WHITE			14,3%
BLUESTONE BLUESELECT	57,1%	28,6%	

3COL-MIX-A.0011	1 1/2"x23"	1 1/2"x11 1/2"	5 3/4"x11 1/2"
MOD.15 / SOFT MATCHING / EARTH	MODULE %		
INDIANA BUFF SELECT			7,2%
TRAVERTINE CROSS CUT WHITE			7,2%
TRAVERTINE CROSS CUT CREAM	57,1%	28,6%	



3COL-MIX-B.0011	1 1/2"x23"	1 1/2"x11 1/2"	5 3/4"x11 1/2"
MOD.15 / SOFT MATCHING / EARTH	MODULE %		
INDIANA BUFF SELECT	57,1%		
TRAVERTINE CROSS CUT WHITE		28,6%	
TRAVERTINE CROSS CUT CREAM			14,3%

2COL-MIX-B.0035	1 1/2"x23"	1 1/2"x11 1/2"	5 3/4"x11 1/2"
MOD.16 / CONTRAST COLD / FLASH	MODULE %		
MODERN GREY			20%
COSMOPOLITAN ASH	40%	40%	

3COL-MIX-A.0021	1 1/2"x23"	1 1/2"x11 1/2"	5 3/4"x11 1/2"
MOD.16 / SOFT MATCHING / FLAT	MODULE %		
LIMESTONE			20%
TRAVERTINE CROSS CUT WHITE		40%	
BARGE GOLD	40%		

3COL-MIX-B.0021	1 1/2"x23"	1 1/2"x11 1/2"	5 3/4"x11 1/2"
MOD.16 / SOFT MATCHING / FLAT	MODULE %		
LIMESTONE		20%	
TRAVERTINE CROSS CUT WHITE		20%	10%
BARGE GOLD	40%		10%

## MODULAR 17



<b>MONO-MIX-A.0070</b>	1 1/2"x23"	1 1/2"x11 1/2"	5 3/4"x11 1/2"
<b>MOD.17 / COLD / MONO</b>	<b>MODULE %</b>		
MICHELANGELO EXTRA WHITE	40%	40%	20%



<b>MONO-MIX-A.0075</b>	1 1/2"x23"	1 1/2"x11 1/2"	5 3/4"x11 1/2"
<b>MOD.17 / RAW / MONO</b>	<b>MODULE %</b>		
BLUESTONE FULL COLOR	40%	40%	20%




<b>MONO-MIX-A.0085</b>	1 1/2"x23"	1 1/2"x11 1/2"	5 3/4"x11 1/2"
<b>MOD.17 / WARM / MONO</b>	<b>MODULE %</b>		
LIMESTONE	40%	40%	20%



<b>2COL-MIX-A.0052</b>	1 1/2"x23"	1 1/2"x11 1/2"	5 3/4"x11 1/2"
<b>MOD.17 / CONTRAST COLD / GLOOM</b>	<b>MODULE %</b>		
INTERNATIONAL WHITE			20%
MONTAUK GREY	40%	40%	

## MODULAR 18



<b>MONO-MIX-A.0093</b>	1 1/2"x23"	1 1/2"x11 1/2"	5 3/4"x11 1/2"
<b>MOD.18 / COLD / MONO</b>	<b>MODULE %</b>		
MINIMALIST GREIGE	40%	40%	20%



<b>MONO-MIX-A.0097</b>	1 1/2"x23"	1 1/2"x11 1/2"	5 3/4"x11 1/2"
<b>MOD.18 / RAW / MONO</b>	<b>MODULE %</b>		
BLUESTONE FULL COLOR	40%	40%	20%



<b>MONO-MIX-A.0108</b>	1 1/2"x23"	1 1/2"x11 1/2"	5 3/4"x11 1/2"
<b>MOD.18 / WARM / MONO</b>	<b>MODULE %</b>		
TRAVERTINE CROSS CUT CREAM	40%	40%	20%



<b>2COL-MIX-A.0069</b>	1 1/2"x23"	1 1/2"x11 1/2"	5 3/4"x11 1/2"
<b>MOD.18 / WARM / MONO</b>	<b>MODULE %</b>		
NATURAL IVORY	40%	40%	
COSMOS			20%




<b>2COL-MIX-B.0052</b>	1 1/2"x23"	1 1/2"x11 1/2"	5 3/4"x11 1/2"
<b>MOD.17 / CONTRAST COLD / GLOOM</b>	<b>MODULE %</b>		
INTERNATIONAL WHITE	40%		20%
MONTAUK GREY		40%	



<b>3COL-MIX-A.0031</b>	1 1/2"x23"	1 1/2"x11 1/2"	5 3/4"x11 1/2"
<b>MOD.17 / SOFT MATCHING / FOG</b>	<b>MODULE %</b>		
FREEDOM WHITE			20%
MONTAUK WHITE	40%	40%	
MINIMALIST GREIGE	40%		



<b>3COL-MIX-B.0031</b>	1 1/2"x23"	1 1/2"x11 1/2"	5 3/4"x11 1/2"
<b>MOD.17 / SOFT MATCHING / FOG</b>	<b>MODULE %</b>		
FREEDOM WHITE		40%	
MONTAUK WHITE	40%		10%
MINIMALIST GREIGE			10%



<b>2COL-MIX-B.0069</b>	1 1/2"x23"	1 1/2"x11 1/2"	5 3/4"x11 1/2"
<b>MOD.18 / CONTRAST COLD / STORM</b>	<b>MODULE %</b>		
NATURAL IVORY	40%		20%
COSMOS		40%	




<b>3COL-MIX-A.0041</b>	1 1/2"x23"	1 1/2"x11 1/2"	5 3/4"x11 1/2"
<b>MOD.18 / SOFT MATCHING / ICY</b>	<b>MODULE %</b>		
INDIANA BUFF SELECT			20%
BLUESTONE BLUE SELECT	40%	40%	
COSMOS	40%		



<b>3COL-MIX-B.0041</b>	1 1/2"x23"	1 1/2"x11 1/2"	5 3/4"x11 1/2"
<b>MOD.18 / SOFT MATCHING / ICY</b>	<b>MODULE %</b>		
INDIANA BUFF SELECT			10%
BLUESTONE BLUE SELECT	40%		10%
COSMOS		40%	

## MODULAR 19




**MONO-MIX-A.0116** 11½"x23" 11½"x11½"  
**MOD.19 / COLD / MONO** **MODULE %**  
 MONTAUK BLACK 66,7% 33,3%




**MONO-MIX-A.0119** 11½"x23" 11½"x11½"  
**MOD.19 / RAW / MONO** **MODULE %**  
 BLUESTONE FULL COLOR 66,7% 33,3%



**MONO-MIX-A.0131** 11½"x23" 11½"x11½"  
**MOD.19 / WARM / MONO** **MODULE %**  
 TRAVERTINE CROSS CUT NOCE 66,7% 33,3%



**2COL-MIX-A.0086** 11½"x23" 11½"x11½"  
**MOD.19 / CONTRAST COLD / TUNE** **MODULE %**  
 NATURAL IVORY 33,3%  
 MODERN GREY 66,7%



**2COL-MIX-B.0086** 11½"x23" 11½"x11½"  
**MOD.19 / CONTRAST COLD / TUNE** **MODULE %**  
 NATURAL IVORY 66,7%  
 MODERN GREY 33,3%




**3COL-MIX-A.0051** 11½"x23" 11½"x11½"  
**MOD.19 / SOFT MATCHING / LIGHT** **MODULE %**  
 LIMESTONE 66,7%  
 INDIANA BUFF SELECT 16,7%  
 RUSTIC GOLD 16,7%



**3COL-MIX-B.0051** 11½"x23" 11½"x11½"  
**MOD.19 / SOFT MATCHING / LIGHT** **MODULE %**  
 LIMESTONE 33,3%  
 INDIANA BUFF SELECT 33,3%  
 RUSTIC GOLD 33,3%

## MODULAR 20



**MONO-MIX-A.0139** 11½"x23" 11½"x11½"  
**MOD.20 / COLD / MONO** **MODULE %**  
 MONTAUK GREY 80% 20%



**MONO-MIX-A.0141** 11½"x23" 11½"x11½"  
**MOD.20 / RAW / MONO** **MODULE %**  
 BLUESTONE FULL COLOR 80% 20%




**MONO-MIX-A.0154** 11½"x23" 11½"x11½"  
**MOD.20 / WARM / MONO** **MODULE %**  
 TRAVERTINE CROSS CUT WHITE 80% 20%



**2COL-MIX-A.0103** 11½"x23" 11½"x11½"  
**MOD.20 / CONTRAST WARM / DUSKY** **MODULE %**  
 BARGE GOLD 20%  
 RUSTIC GOLD 80%



**2COL-MIX-B.0103** 11½"x23" 11½"x11½"  
**MOD.20 / CONTRAST WARM / DUSKY** **MODULE %**  
 BARGE GOLD 80%  
 RUSTIC GOLD 20%





**3COL-MIX-A.0061** 11½"x23" 11½"x11½"  
**MOD.20 / SOFT MATCHING / NORTH** **MODULE %**  
 MONTAUK WHITE 40%  
 MICHELANGELO EXTRA WHITE 40%  
 MARIPOSA SLATE 20%



**3COL-MIX-B.0061** 11½"x23" 11½"x11½"  
**MOD.20 / SOFT MATCHING / NORTH** **MODULE %**  
 MONTAUK WHITE 20%  
 MICHELANGELO EXTRA WHITE 40%  
 MARIPOSA SLATE 40%

## MODULAR 21



<b>MONO-BIG-A.0222</b>	23"x23"	11 1/2"x23"
<b>MONO-SMALL-A.0222</b>	11 1/2"x11 1/2"	5 3/4"x11 1/2"
<b>MOD.21 / COLD / MONO</b>	<b>MODULE %</b>	
FREEDOM WHITE	50%	50%



<b>MONO-BIG-A.0231</b>	23"x23"	11 1/2"x23"
<b>MONO-SMALL-A.0231</b>	11 1/2"x11 1/2"	5 3/4"x11 1/2"
<b>MOD.21 / RAW / MONO</b>	<b>MODULE %</b>	
INDIANA VARIEGATED	50%	50%



<b>MONO-BIG-A.0238</b>	23"x23"	11 1/2"x23"
<b>MONO-SMALL-A.0238</b>	11 1/2"x11 1/2"	5 3/4"x11 1/2"
<b>MOD.21 / WARM / MONO</b>	<b>MODULE %</b>	
INTERNATIONAL WHITE	50%	50%



<b>2COL-BIG-A.0171</b>	23"x23"	11 1/2"x23"
<b>2COL-SMALL-A.0171</b>	11 1/2"x11 1/2"	5 3/4"x11 1/2"
<b>MOD.21 / CONTRAST WARM / SIENNA</b>	<b>MODULE %</b>	
INDIANA BUFF SELECT	50%	
BLUESTONE FULL COLOR		50%



<b>2COL-BIG-B.0171</b>	23"x23"	11 1/2"x23"
<b>2COL-SMALL-B.0171</b>	11 1/2"x11 1/2"	5 3/4"x11 1/2"
<b>MOD.21 / CONTRAST WARM / SIENNA</b>	<b>MODULE %</b>	
INDIANA BUFF SELECT		50%
BLUESTONE FULL COLOR	50%	




<b>3COL-BIG-A.0091</b>	23"x23"	11 1/2"x23"
<b>3COL-SMALL-A.0091</b>	11 1/2"x11 1/2"	5 3/4"x11 1/2"
<b>MOD.21 / SOFT MATCHING / DAY</b>	<b>MODULE %</b>	
LIMESTONE		25%
ARCTIC WHITE	50%	
ABSOLUTE		25%



<b>3COL-BIG-B.0091</b>	23"x23"	11 1/2"x23"
<b>3COL-SMALL-B.0091</b>	11 1/2"x11 1/2"	5 3/4"x11 1/2"
<b>MOD.21 / SOFT MATCHING / DAY</b>	<b>MODULE %</b>	
LIMESTONE	25%	
ARCTIC WHITE		50%
ABSOLUTE	25%	


## MODULAR 22



<b>MONO-BIG-A.0245</b>	23"x23"	11 1/2"x23"
<b>MONO-SMALL-A.0245</b>	11 1/2"x11 1/2"	5 3/4"x11 1/2"
<b>MOD.22 / COLD / MONO</b>	<b>MODULE %</b>	
INDIANA GREY SELECT	66,7%	33,3%



<b>MONO-BIG-A.0254</b>	23"x23"	11 1/2"x23"
<b>MONO-SMALL-A.0254</b>	11 1/2"x11 1/2"	5 3/4"x11 1/2"
<b>MOD.22 / RAW / MONO</b>	<b>MODULE %</b>	
MARIPOSA SLATE	66,7%	33,3%



<b>MONO-BIG-A.0261</b>	23"x23"	11 1/2"x23"
<b>MONO-SMALL-A.0261</b>	11 1/2"x11 1/2"	5 3/4"x11 1/2"
<b>MOD.22 / WARM / MONO</b>	<b>MODULE %</b>	
INTERNATIONAL WHITE	66,7%	33,3%



<b>2COL-BIG-A.0188</b>	23"x23"	11 1/2"x23"
<b>2COL-SMALL-A.0188</b>	11 1/2"x11 1/2"	5 3/4"x11 1/2"
<b>MOD.22 / CONTRAST WARM / TAWNY</b>	<b>MODULE %</b>	
FREEDOM WHITE	66,7%	
BARGE GOLD		33,3%



<b>2COL-BIG-B.0188</b>	23"x23"	11 1/2"x23"
<b>2COL-SMALL-B.0188</b>	11 1/2"x11 1/2"	5 3/4"x11 1/2"
<b>MOD.22 / CONTRAST WARM / TAWNY</b>	<b>MODULE %</b>	
FREEDOM WHITE		33,3%
BARGE GOLD	66,7%	


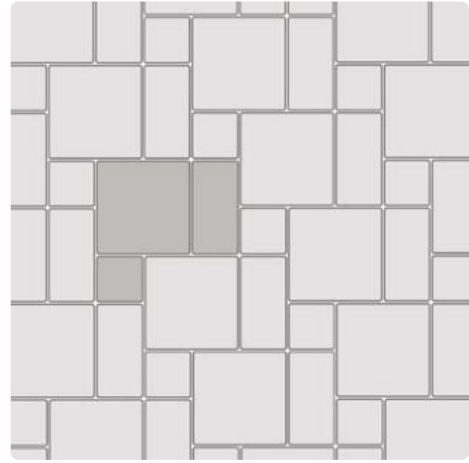


<b>3COL-BIG-A.0101</b>	23"x23"	11 1/2"x23"
<b>3COL-SMALL-A.0101</b>	11 1/2"x11 1/2"	5 3/4"x11 1/2"
<b>MOD.22 / SOFT MATCHING / EARTH</b>	<b>MODULE %</b>	
INDIANA BUFF SELECT		33,3%
TRAVERTINE CROSS CUT WHITE	33,3%	
TRAVERTINE CROSS CUT CREAM	33,3%	



<b>3COL-BIG-B.0101</b>	23"x23"	11 1/2"x23"
<b>3COL-SMALL-B.0101</b>	11 1/2"x11 1/2"	5 3/4"x11 1/2"
<b>MOD.22 / SOFT MATCHING / EARTH</b>	<b>MODULE %</b>	
INDIANA BUFF SELECT		16,7%
TRAVERTINE CROSS CUT WHITE		16,7%
TRAVERTINE CROSS CUT CREAM	66,7%	

## MODULAR 23



MONO-MIX-A.0162	23"x23"	11 1/2"x23"	11 1/2"x11 1/2"
MOD.23 / COLD / MONO	MODULE %		
MONTAUK WHITE	57,1%	28,6%	14,3%




MONO-MIX-A.0162	23"x23"	11 1/2"x23"	11 1/2"x11 1/2"
MOD.23 / RAW / MONO	MODULE %		
BLUESTONE FULL COLOR	57,1%	28,6%	14,3%



2COL-MIX-A.0120	23"x23"	11 1/2"x23"	11 1/2"x11 1/2"
MOD.23 / CONTRAST WARM / GOLD	MODULE %		
LIMESTONE	57,1%		
SILVER QUARTZ		28,6%	14,3%

## MODULAR 24



MONO-MIX-A.0185	23"x23"	11 1/2"x23"	11 1/2"x11 1/2"
MOD.24 / RAW / MONO	MODULE %		
BLUESTONE FULL COLOR	33,3%	50%	16,7%



MONO-MIX-A.0192	23"x23"	11 1/2"x23"	11 1/2"x11 1/2"
MOD.24 / WARM / MONO	MODULE %		
BARGE GOLD	33,3%	50%	16,7%



2COL-MIX-A.0137	23"x23"	11 1/2"x23"	11 1/2"x11 1/2"
MOD.24 / CONTRAST WARM / LAVA	MODULE %		
TRAVERTINE CROSS CUT CREAM	33,3%		16,7%
TRAVERTINE CROSS CUT NOCE		50%	




2COL-MIX-B.0120	23"x23"	11 1/2"x23"	11 1/2"x11 1/2"
MOD.23 / CONTRAST WARM / GOLD	MODULE %		
LIMESTONE		28,6%	14,3%
SILVER QUARTZ	57,1%		



3COL-MIX-A.0071	23"x23"	11 1/2"x23"	11 1/2"x11 1/2"
MOD.23 / SOFT MATCHING / STARRY	MODULE %		
INTERNATIONAL WHITE			14,3%
THERMAL BLUESTONE FULL COLOR	57,1%		
BLUESTONE BLUE SELECT		28,6%	



3COL-MIX-B.0071	23"x23"	11 1/2"x23"	11 1/2"x11 1/2"
MOD.23 / SOFT MATCHING / STARRY	MODULE %		
INTERNATIONAL WHITE	28,6%		
THERMAL BLUESTONE FULL COLOR		28,6%	14,3%
BLUESTONE BLUE SELECT	28,6%		



2COL-MIX-B.0137	23"x23"	11 1/2"x23"	11 1/2"x11 1/2"
MOD.24 / CONTRAST WARM / LAVA	MODULE %		
TRAVERTINE CROSS CUT CREAM		16,7%	16,7%
TRAVERTINE CROSS CUT NOCE	33,3%	33,3%	




3COL-MIX-A.0081	23"x23"	11 1/2"x23"	11 1/2"x11 1/2"
MOD.24 / SOFT MATCHING / TUNE	MODULE %		
LIMESTONE			16,7%
NATURAL IVORY		50%	
MODERN GREY	33,3%		



3COL-MIX-B.0081	23"x23"	11 1/2"x23"	11 1/2"x11 1/2"
MOD.24 / SOFT MATCHING / TUNE	MODULE %		
LIMESTONE			16,7%
NATURAL IVORY		33,3%	
MODERN GREY			33,3%

## MODULAR 25



<b>MONO-MIX-A.0199</b>	23"x23"	11 1/2"x23"	11 1/2"x11 1/2"
<b>MOD.25 / COLD / MONO</b>	<b>MODULE %</b>		
BLUESTONE BLUE SELECT	57,1%	28,6%	14,3%




<b>MONO-MIX-A.0207</b>	23"x23"	11 1/2"x23"	11 1/2"x11 1/2"
<b>MOD.25 / RAW / MONO</b>	<b>MODULE %</b>		
BLUESTONE FULL COLOR	57,1%	28,6%	14,3%



<b>MONO-MIX-A.0215</b>	23"x23"	11 1/2"x23"	11 1/2"x11 1/2"
<b>MOD.25 / WARM / MONO</b>	<b>MODULE %</b>		
INDIANA BUFF SELECT	57,1%	28,6%	14,3%




## MODULAR 26




<b>MONO-MIX-A.0229</b>	23"x23"	11 1/2"x23"	11 1/2"x11 1/2"
<b>MOD.26 / RAW / MONO</b>	<b>MODULE %</b>		
BLUESTONE FULL COLOR	44,4%	44,4%	11,1%




<b>MONO-MIX-A.0238</b>	23"x23"	11 1/2"x23"	11 1/2"x11 1/2"
<b>MOD.26 / WARM / MONO</b>	<b>MODULE %</b>		
INTERNATIONAL WHITE	44,4%	44,4%	11,1%



<b>2COL-MIX-A.0171</b>	23"x23"	11 1/2"x23"	11 1/2"x11 1/2"
<b>MOD.26 / CONTRAST WARM / SIENNA</b>	<b>MODULE %</b>		
INDIANA BUFF SELECT	44,4%	22,2%	
BLUESTONE FULL COLOR		22,2%	11,1%



<b>MONO-MIX-A.0222</b>	23"x23"	11 1/2"x23"	11 1/2"x11 1/2"
<b>MOD.26 / COLD / MONO</b>	<b>MODULE %</b>		
FREEDOM WHITE	44,4%	44,4%	11,1%



<b>2COL-MIX-A.0154</b>	23"x23"	11 1/2"x23"	11 1/2"x11 1/2"
<b>MOD.25 / CONTRAST WARM / RUST</b>	<b>MODULE %</b>		
TRAVERTINE CROSS CUT CREAM	57,1%		
MARIPOSA SLATE		28,6%	14,3%



<b>2COL-MIX-B.0154</b>	23"x23"	11 1/2"x23"	11 1/2"x11 1/2"
<b>MOD.25 / CONTRAST WARM / RUST</b>	<b>MODULE %</b>		
TRAVERTINE CROSS CUT CREAM		28,6%	14,3%
MARIPOSA SLATE	57,1%		



<b>2COL-MIX-B.0171</b>	23"x23"	11 1/2"x23"	11 1/2"x11 1/2"
<b>MOD.26 / CONTRAST WARM / SIENNA</b>	<b>MODULE %</b>		
INDIANA BUFF SELECT		22,2%	11,1%
BLUESTONE FULL COLOR	44,4%	22,2%	




<b>3COL-MIX-A.0091</b>	23"x23"	11 1/2"x23"	11 1/2"x11 1/2"
<b>MOD.26 / SOFT MATCHING / DAY</b>	<b>MODULE %</b>		
LIMESTONE			11,1%
ARCTIC WHITE		44,4%	
ABSOLUTE	44,4%		




<b>3COL-MIX-B.0091</b>	23"x23"	11 1/2"x23"	11 1/2"x11 1/2"
<b>MOD.26 / SOFT MATCHING / DAY</b>	<b>MODULE %</b>		
LIMESTONE		22,2%	
ARCTIC WHITE	44,4%		
ABSOLUTE		22,2%	11,1%

## MODULAR 27



<b>MONO-MIX-A.0245</b>	23"x23"	11 1/2"x23"	11 1/2"x11 1/2"
<b>MOD.27 / COLD / MONO</b>	<b>MODULE %</b>		
INDIANA GREY SELECT	50%	25%	25%

## MODULAR 28



<b>MONO-MIX-A.0268</b>	11 1/2"x23"	11 1/2"x11 1/2"
<b>MOD.28 / COLD / MONO</b>	<b>MODULE %</b>	
MICHELANGELO EXTRA WHITE	75%	25%



<b>MONO-MIX-A.0251</b>	23"x23"	11 1/2"x23"	11 1/2"x11 1/2"
<b>MOD.27 / RAW / MONO</b>	<b>MODULE %</b>		
BLUESTONE FULL COLOR	50%	25%	25%



<b>MONO-MIX-A.0261</b>	23"x23"	11 1/2"x23"	11 1/2"x11 1/2"
<b>MOD.27 / WARM / MONO</b>	<b>MODULE %</b>		
LIMESTONE	50%	25%	25%




<b>2COL-MIX-A.0188</b>	23"x23"	11 1/2"x23"	11 1/2"x11 1/2"
<b>MOD.27 / CONTRAST WARM / TAWNY</b>	<b>MODULE %</b>		
FREEDOM WHITE	50%	12,5%	
BARGE GOLD		25%	12,5%



<b>MONO-MIX-A.0273</b>	11 1/2"x23"	11 1/2"x11 1/2"
<b>MOD.28 / RAW / MONO</b>	<b>MODULE %</b>	
BLUESTONE FULL COLOR	75%	25%



<b>MONO-MIX-A.0284</b>	11 1/2"x23"	11 1/2"x11 1/2"
<b>MOD.28 / WARM / MONO</b>	<b>MODULE %</b>	
TRAVERTINE CROSS CUT CREAM	75%	25%



<b>2COL-MIX-A.0205</b>	11 1/2"x23"	11 1/2"x11 1/2"
<b>MOD.28 / SOFT MATCHING / BEACH</b>	<b>MODULE %</b>	
SKY		25%
DESERT	75%	




<b>2COL-MIX-B.0188</b>	23"x23"	11 1/2"x23"	11 1/2"x11 1/2"
<b>MOD.27 / CONTRAST WARM / TAWNY</b>	<b>MODULE %</b>		
FREEDOM WHITE		25%	25%
BARGE GOLD	50%		



<b>3COL-MIX-A.0101</b>	23"x23"	11 1/2"x23"	11 1/2"x11 1/2"
<b>MOD.27 / SOFT MATCHING / EARTH</b>	<b>MODULE %</b>		
INDIANA BUFF SELECT			12,5%
TRAVERTINE CROSS CUT WHITE	50%		
TRAVERTINE CROSS CUT CREAM		25%	12,5%



<b>3COL-MIX-B.0101</b>	23"x23"	11 1/2"x23"	11 1/2"x11 1/2"
<b>MOD.27 / SOFT MATCHING / EARTH</b>	<b>MODULE %</b>		
INDIANA BUFF SELECT		25%	
TRAVERTINE CROSS CUT WHITE			25%
TRAVERTINE CROSS CUT CREAM	50%		



<b>2COL-MIX-B.0205</b>	11 1/2"x23"	11 1/2"x11 1/2"
<b>MOD.28 / SOFT MATCHING / BEACH</b>	<b>MODULE %</b>	
SKY	75%	
DESERT		25%





<b>3COL-MIX-A.0111</b>	11 1/2"x23"	11 1/2"x11 1/2"
<b>MOD.28 / SOFT MATCHING / FLAT</b>	<b>MODULE %</b>	
LIMESTONE	25%	
TRAVERTINE CROSS CUT WHITE	50%	
BARGE GOLD		25%



<b>3COL-MIX-B.0111</b>	11 1/2"x23"	11 1/2"x11 1/2"
<b>MOD.28 / SOFT MATCHING / FLAT</b>	<b>MODULE %</b>	
LIMESTONE	25%	
TRAVERTINE CROSS CUT WHITE		25%
BARGE GOLD	50%	

## MODULAR 29



<b>MONO-MIX-A.0291</b>	11½"x23"	11½"x11½"
<b>MOD.29 / COLD / MONO</b>	<b>MODULE %</b>	
MINIMALIST GREIGE	50%	50%




<b>MONO-MIX-A.0295</b>	11½"x23"	11½"x11½"
<b>MOD.29 / RAW / MONO</b>	<b>MODULE %</b>	
BLUESTONE FULL COLOR	50%	50%



<b>MONO-MIX-A.0307</b>	11½"x23"	11½"x11½"
<b>MOD.29 / WARM / MONO</b>	<b>MODULE %</b>	
TRAVERTINE CROSS CUT NOCE	50%	50%



<b>2COL-MIX-A.0222</b>	11½"x23"	11½"x11½"
<b>MOD.29 / SOFT MATCHING / NATURE</b>	<b>MODULE %</b>	
MINIMALIST GREIGE	25%	25%
INDIANA GREY SELECT	25%	25%



<b>2COL-MIX-B.0222</b>	11½"x23"	11½"x11½"
<b>MOD.29 / SOFT MATCHING / NATURE</b>	<b>MODULE %</b>	
MINIMALIST GREIGE	50%	
INDIANA GREY SELECT		50%




<b>3COL-MIX-A.0121</b>	11½"x23"	11½"x11½"
<b>MOD.29 / SOFT MATCHING / FOG</b>	<b>MODULE %</b>	
FREEDOM WHITE	50%	
MONTAUK WHITE		25%
MINIMALIST GREIGE		25%



<b>3COL-MIX-B.0121</b>	11½"x23"	11½"x11½"
<b>MOD.29 / SOFT MATCHING / FOG</b>	<b>MODULE %</b>	
FREEDOM WHITE	50%	
MONTAUK WHITE		25%
MINIMALIST GREIGE		25%

## MODULAR 30



<b>MONO-MIX-A.0314</b>	11½"x23"	11½"x11½"
<b>MOD.30 / COLD / MONO</b>	<b>MODULE %</b>	
MONTAUK BLACK	88,9%	11,1%




<b>MONO-MIX-A.0317</b>	11½"x23"	11½"x11½"
<b>MOD.30 / RAW / MONO</b>	<b>MODULE %</b>	
BLUESTONE FULL COLOR	88,9%	11,1%



<b>MONO-MIX-A.0330</b>	11½"x23"	11½"x11½"
<b>MOD.30 / WARM / MONO</b>	<b>MODULE %</b>	
TRAVERTINE CROSS CUT WHITE	88,9%	11,1%




<b>2COL-MIX-A.0239</b>	11½"x23"	11½"x11½"
<b>MOD.30 / SOFT MATCHING / NIGHT</b>	<b>MODULE %</b>	
MONTAUK BLACK	44,4%	11,1%
MARIPOSA SLATE	44,4%	



<b>2COL-MIX-B.0239</b>	11½"x23"	11½"x11½"
<b>MOD.30 / SOFT MATCHING / NIGHT</b>	<b>MODULE %</b>	
MONTAUK BLACK	44,4%	
MARIPOSA SLATE	44,4%	11,1%





<b>3COL-MIX-A.0131</b>	11½"x23"	11½"x11½"
<b>MOD.30 / SOFT MATCHING / ICY</b>	<b>MODULE %</b>	
INDIANA BUFF SELECT		11,1%
BLUESTONE BLUE SELECT	44,4%	
COSMOS	44,4%	



<b>3COL-MIX-B.0131</b>	11½"x23"	11½"x11½"
<b>MOD.30 / SOFT MATCHING / ICY</b>	<b>MODULE %</b>	
INDIANA BUFF SELECT	22,2%	
BLUESTONE BLUE SELECT	22,2%	11,1%
COSMOS	44,4%	

## MODULAR 31



<b>MONO-MIX-A.0337</b>	1 1/2"x23"	1 1/2"x11 1/2"
<b>MOD.31 / COLD / MONO</b>	<b>MODULE %</b>	
MONTAUK GREY	80%	20%





<b>MONO-MIX-A.0339</b>	1 1/2"x23"	1 1/2"x11 1/2"
<b>MOD.31 / RAW / MONO</b>	<b>MODULE %</b>	
BLUESTONE FULL COLOR	80%	20%



<b>2COL-MIX-A.0256</b>	1 1/2"x23"	1 1/2"x11 1/2"
<b>MOD.31 / SOFT MATCHING / STONE</b>	<b>MODULE %</b>	
INDIANA BUFF SELECT		20%
AFRICAN BEIGE	80%	

## MODULAR 32



<b>MONO-MIX-A.0360</b>	1 1/2"x23"	1 1/2"x11 1/2"
<b>MOD.32 / COLD / MONO</b>	<b>MODULE %</b>	
MONTAUK WHITE	66,6%	33,4%




<b>MONO-MIX-A.0361</b>	1 1/2"x23"	1 1/2"x11 1/2"
<b>MOD.32 / RAW / MONO</b>	<b>MODULE %</b>	
BLUESTONE FULL COLOR	66,6%	33,4%




<b>MONO-MIX-A.0368</b>	1 1/2"x23"	1 1/2"x11 1/2"
<b>MOD.32 / WARM / MONO</b>	<b>MODULE %</b>	
TRAVERTINE CROSS CUT CREAM	66,6%	33,4%



<b>2COL-MIX-B.0256</b>	1 1/2"x23"	1 1/2"x11 1/2"
<b>MOD.31 / SOFT MATCHING / STONE</b>	<b>MODULE %</b>	
INDIANA BUFF SELECT	80%	
AFRICAN BEIGE		20%



<b>3COL-MIX-A.0141</b>	1 1/2"x23"	1 1/2"x11 1/2"
<b>MOD.31 / SOFT MATCHING / LIGHT</b>	<b>MODULE %</b>	
LIMESTONE	40%	
INDIANA BUFF SELECT	40%	
RUSTIC GOLD		20%



<b>3COL-MIX-B.0141</b>	1 1/2"x23"	1 1/2"x11 1/2"
<b>MOD.31 / SOFT MATCHING / LIGHT</b>	<b>MODULE %</b>	
LIMESTONE		20%
INDIANA BUFF SELECT	40%	
RUSTIC GOLD	40%	




<b>3COL-MIX-A.0151</b>	1 1/2"x23"	1 1/2"x11 1/2"
<b>MOD.32 / SOFT MATCHING / NORTH</b>	<b>MODULE %</b>	
MICHELANGELO EXTRA WHITE		16,7%
MONTAUK WHITE	66,6%	
MARIPOSA SLATE		16,7%





<b>3COL-MIX-B.0151</b>	1 1/2"x23"	1 1/2"x11 1/2"
<b>MOD.32 / SOFT MATCHING / NORTH</b>	<b>MODULE %</b>	
MICHELANGELO EXTRA WHITE		16,7%
MONTAUK WHITE	66,6%	
MARIPOSA SLATE		16,7%

## PLANK 1A



## PLANK 1B



**MONO-BIG-A.0915** 6"x24"  
**PLANK 1A / RAW / MONO** MODULE %  
 RUSTIC GOLD 100%


**MONO-BIG-A.0922** 6"x24"  
**PLANK 1A / WARM / MONO** MODULE %  
 TRAVERTINE CROSS CUT CREAM 100%

**2COL-BIG-A.0664** 6"x24"  
**PLANK 1A / CONTRAST WARM / GOLD** MODULE %  
 LIMESTONE 50%  
 SILVER QUARTZ 50%

**MONO-BIG-A.0938** 6"x24"  
**PLANK 1B / RAW / MONO** MODULE %  
 SILVER QUARTZ 100%

**MONO-BIG-A.0945** 6"x24"  
**PLANK 1B / WARM / MONO** MODULE %  
 TRAVERTINE CROSS CUT NOCE 100%

**2COL-BIG-A.0681** 6"x24"  
**PLANK 1B / CONTRAST WARM / LAVA** MODULE %  
 TRAVERTINE CROSS CUT CREAM 50%  
 TRAVERTINE CROSS CUT NOCE 50%



**2COL-BIG-B.0664** 6"x24"  
**PLANK 1A / CONTRAST WARM / GOLD** MODULE %  
 LIMESTONE 50%  
 SILVER QUARTZ 50%

**3COL-BIG-A.0371** 6"x24"  
**PLANK 1A / SOFT MATCHING / EARTH** MODULE %  
 INDIANA BUFF SELECT 33.3%  
 TRAVERTINE CROSS CUT WHITE 33.3%  
 TRAVERTINE CROSS CUT CREAM 33.3%



**3COL-BIG-B.0371** 6"x24"  
**PLANK 1A / SOFT MATCHING / EARTH** MODULE %  
 INDIANA BUFF SELECT 25%  
 TRAVERTINE CROSS CUT WHITE 25%  
 TRAVERTINE CROSS CUT CREAM 50%

**2COL-BIG-B.0681** 6"x24"  
**PLANK 1B / CONTRAST WARM / LAVA** MODULE %  
 TRAVERTINE CROSS CUT CREAM 50%  
 TRAVERTINE CROSS CUT NOCE 50%

**3COL-BIG-A.0381** 6"x24"  
**PLANK 1B / CONTRAST WARM / LAVA** MODULE %  
 LIMESTONE 33.3%  
 TRAVERTINE CROSS CUT WHITE 33.3%  
 BARGE GOLD 33.3%


**3COL-BIG-B.0381** 6"x24"  
**PLANK 1B / CONTRAST WARM / LAVA** MODULE %  
 LIMESTONE 50%  
 TRAVERTINE CROSS CUT WHITE 25%  
 BARGE GOLD 25%

## PLANK 02



MONO-BIG-A.0951	6"x24"
<b>PLANK 02 / COLD / MONO</b>	<b>MODULE %</b>
MINIMALIST GREIGE	100%

## PLANK 03



MONO-BIG-A.0961	6"x24"
<b>PLANK 02 / RAW / MONO</b>	<b>MODULE %</b>
THERMAL BLUESTONE FULL COLOR	100%



MONO-BIG-A.0968	6"x24"
<b>PLANK 02 / WARM / MONO</b>	<b>MODULE %</b>
TRAVERTINE CROSS CUT WHITE	100%



2COL-BIG-A.0698	6"x24"
<b>PLANK 02 / CONTRAST WARM / RUST</b>	<b>MODULE %</b>
TRAVERTINE CROSS CUT CREAM	50%
MARIPOSA SLATE	50%



MONO-BIG-A.0974	6"x24"
<b>PLANK 03 / COLD / MONO</b>	<b>MODULE %</b>
MONTAUK BLACK	100%



2COL-BIG-A.0715	6"x24"
<b>PLANK 03 / CONTRAST WARM / SIENNA</b>	<b>MODULE %</b>
INDIANA BUFF SELECT	50%
BLUESTONE FULL COLOR	50%



2COL-BIG-B.0715	6"x24"
<b>PLANK 03 / CONTRAST WARM / SIENNA</b>	<b>MODULE %</b>
INDIANA BUFF SELECT	50%
BLUESTONE FULL COLOR	50%



2COL-BIG-B.0698	6"x24"
<b>PLANK 02 / CONTRAST WARM / RUST</b>	<b>MODULE %</b>
TRAVERTINE CROSS CUT CREAM	50%
MARIPOSA SLATE	50%



3COL-BIG-A.0391	6"x24"
<b>PLANK 02 / SOFT MATCHING / FOG</b>	<b>MODULE %</b>
FREEDOM WHITE	33%
MONTAUK WHITE	33%
MINIMALIST GREIGE	34%



3COL-BIG-B.0391	6"x24"
<b>PLANK 02 / SOFT MATCHING / FOG</b>	<b>MODULE %</b>
FREEDOM WHITE	33%
MONTAUK WHITE	33%
MINIMALIST GREIGE	34%




3COL-BIG-A.0401	6"x24"
<b>PLANK 03 / SOFT MATCHING / ICY</b>	<b>MODULE %</b>
LIMESTONE	12,5%
BLUESTONE BLUE SELECT	50%
COSMOS	37,5%



3COL-BIG-B.0401	6"x24"
<b>PLANK 03 / SOFT MATCHING / ICY</b>	<b>MODULE %</b>
LIMESTONE	12,5%
BLUESTONE BLUE SELECT	50%
COSMOS	37,5%

## PLANK 05



MONO-BIG-A.0997	6"x24"
<b>PLANK 05 / COLD / MONO</b>	<b>MODULE %</b>
MONTAUK GREY	100%



MONO-BIG-A.0999	6"x24"
<b>PLANK 05 / RAW / MONO</b>	<b>MODULE %</b>
BLUESTONE FULL COLOR	100%




MONO-BIG-A.1006	6"x24"
<b>PLANK 05 / WARM / MONO</b>	<b>MODULE %</b>
BARGE GOLD	100%




2COL-BIG-A.0732	6"x24"
<b>PLANK 05 / CONTRAST WARM / TAWNY</b>	<b>MODULE %</b>
FREEDOM WHITE	50%
BARGE GOLD	100%



2COL-BIG-B.0732	6"x24"
<b>PLANK 05 / CONTRAST WARM / TAWNY</b>	<b>MODULE %</b>
FREEDOM WHITE	50%
BARGE GOLD	100%





3COL-BIG-A.0421	6"x24"
<b>PLANK 05 / SOFT MATCHING / NORTH</b>	<b>MODULE %</b>
MICHELANGELO EXTRA WHITE	37,5%
MONTAUK WHITE	37,5%
MARIPOSA SLATE	25%



3COL-BIG-B.0421	6"x24"
<b>PLANK 05 / SOFT MATCHING / NORTH</b>	<b>MODULE %</b>
MICHELANGELO EXTRA WHITE	33%
MONTAUK WHITE	33%
MARIPOSA SLATE	34%

## PLANK 06



MONO-BIG-A.1020	6"x24"
<b>PLANK 06 / COLD / MONO</b>	<b>MODULE %</b>
MONTAUK WHITE	100%




MONO-BIG-A.1022	6"x24"
<b>PLANK 06 / RAW / MONO</b>	<b>MODULE %</b>
CALIFORNIA GOLD	100%



MONO-BIG-B.1029	6"x24"
<b>PLANK 06 / WARM / MONO</b>	<b>MODULE %</b>
INDIANA BUFF SELECT	100%




2COL-BIG-A.0749	6"x24"
<b>PLANK 06 / SOFT MATCHING / BEACH</b>	<b>MODULE %</b>
SKY	40%
DESERT	60%




2COL-BIG-B.0749	6"x24"
<b>PLANK 06 / SOFT MATCHING / BEACH</b>	<b>MODULE %</b>
SKY	60%
DESERT	40%

## DIAMOND 01



## HEXAGON 01



MONO-BIG-A.0009	23"x23"
MONO-SMALL-A.0009	11"x11"
<b>DIAMOND 01 / RAW / MONO</b>	<b>MODULE %</b>
BLUESTONE FULL COLOR	100%



MONO-BIG-A.0016	23"x23"
MONO-SMALL-A.0016	11"x11"
<b>DIAMOND 01 / WARM / MONO</b>	<b>MODULE %</b>
BARGE GOLD	100%

2COL-BIG-A.0001	23"x23"
2COL-SMALL-A.0001	11"x11"
<b>DIAMOND 01 / CONTRAST COLD / CHESS</b>	<b>MODULE %</b>
MONTAUK WHITE	66,7%
SIMPLY GREY	33,3%

MONO-BIG-A.0032	20"x24"
MONO-SMALL-A.0032	10"x11"
<b>HEXAGON 01 / RAW / MONO</b>	<b>MODULE %</b>
CALIFORNIA GOLD	100%

MONO-BIG-A.0039	20"x24"
MONO-SMALL-A.0039	10"x11"
<b>HEXAGON 01 / RAW / MONO</b>	<b>MODULE %</b>
INDIANA BUFF SELECT	100%

2COL-BIG-A.0018	20"x24"
2COL-SMALL-A.0018	10"x11"
<b>HEXAGON 01 / CONTRAST COLD / CHESS</b>	<b>MODULE %</b>
MONTAUK WHITE	66,7%
SIMPLY GREY	33,3%



2COL-BIG-B.0001	23"x23"
2COL-SMALL-B.0001	11"x11"
<b>DIAMOND 01 / CONTRAST COLD / CHESS</b>	<b>MODULE %</b>
MONTAUK WHITE	33,3%
SIMPLY GREY	66,7%

3COL-BIG-A.0001	23"x23"
3COL-SMALL-A.0001	11"x11"
<b>DIAMOND 01 / SOFT MATCHING / DAY</b>	<b>MODULE %</b>
LIMESTONE	16,7%
ARCTIC WHITE	50%
ABSOLUTE	33,3%



3COL-BIG-B.0001	23"x23"
3COL-SMALL-B.0001	11"x11"
<b>DIAMOND 01 / SOFT MATCHING / DAY</b>	<b>MODULE %</b>
LIMESTONE	16,7%
ARCTIC WHITE	33,3%
ABSOLUTE	50%

2COL-BIG-B.0018	20"x24"
2COL-SMALL-B.0018	10"x11"
<b>HEXAGON 01 / CONTRAST COLD / CHESS</b>	<b>MODULE %</b>
MONTAUK WHITE	33,3%
SIMPLY GREY	66,7%

3COL-BIG-A.0011	20"x24"
3COL-SMALL-A.0011	10"x11"
<b>HEXAGON 01 / SOFT MATCHING / EARTH</b>	<b>MODULE %</b>
INDIANA BUFF SELECT	33,3%
TRAVERTINE CROSS CUT WHITE	33,3%
TRAVERTINE CROSS CUT CREAM	33,4%


3COL-BIG-B.0011	20"x24"
3COL-SMALL-B.0011	10"x11"
<b>HEXAGON 01 / SOFT MATCHING / EARTH</b>	<b>MODULE %</b>
INDIANA BUFF SELECT	33,3%
TRAVERTINE CROSS CUT WHITE	33,3%
TRAVERTINE CROSS CUT CREAM	33,4%

## KITE 1A



MONO-BIG-A.0047	23"x23"
MONO-SMALL-A.0047	12"x12"
<b>KITE 1A / COLD / MONO</b>	<b>MODULE %</b>
INDIANA GREY SELECT	100%


## KITE 1B




MONO-BIG-A.0047	23"x23"
MONO-SMALL-A.0047	12"x12"
<b>KITE 1B / COLD / MONO</b>	<b>MODULE %</b>
MICHELANGELO EXTRA WHITE	100%



MONO-BIG-A.0055	23"x23"
MONO-SMALL-A.0055	12"x12"
<b>KITE 1A / RAW / MONO</b>	<b>MODULE %</b>
INDIANA VARIEGATED	100%




MONO-BIG-A.0062	23"x23"
MONO-SMALL-A.0062	12"x12"
<b>KITE 1A / WARM / MONO</b>	<b>MODULE %</b>
INTERNATIONAL WHITE	100%



2COL-BIG-A.0035	23"x23"
2COL-SMALL-A.0035	12"x12"
<b>KITE 1A / CONTRAST COLD / FLASH</b>	<b>MODULE %</b>
MODERN GREY	75%
COSMOPOLITAN ASH	25%




MONO-BIG-A.0078	23"x23"
MONO-SMALL-A.0078	12"x12"
<b>KITE 1B / RAW / MONO</b>	<b>MODULE %</b>
MARIPOSA SLATE	100%



MONO-BIG-A.0085	23"x23"
MONO-SMALL-A.0085	12"x12"
<b>KITE 1B / WARM / MONO</b>	<b>MODULE %</b>
LIMESTONE	100%



2COL-BIG-A.0052	23"x23"
2COL-SMALL-A.0052	12"x12"
<b>KITE 1B / CONTRAST COLD / GLOOM</b>	<b>MODULE %</b>
INTERNATIONAL WHITE	25%
MONTAUK GREY	75%



2COL-BIG-B.0035	23"x23"
2COL-SMALL-B.0035	12"x12"
<b>KITE 1A / CONTRAST COLD / FLASH</b>	<b>MODULE %</b>
MODERN GREY	25%
COSMOPOLITAN ASH	75%




3COL-BIG-A.0021	23"x23"
3COL-SMALL-A.0021	12"x12"
<b>KITE 1A / SOFT MATCHING / FLAT</b>	<b>MODULE %</b>
LIMESTONE	33,3%
TRAVERTINE CROSS CUT WHITE	33,3%
BARGE GOLD	33,4%



3COL-BIG-B.0021	23"x23"
3COL-SMALL-B.0021	12"x12"
<b>KITE 1A / SOFT MATCHING / FLAT</b>	<b>MODULE %</b>
LIMESTONE	33,3%
TRAVERTINE CROSS CUT WHITE	33,3%
BARGE GOLD	33,4%



2COL-BIG-B.0052	23"x23"
2COL-SMALL-B.0052	12"x12"
<b>KITE 1B / CONTRAST COLD / GLOOM</b>	<b>MODULE %</b>
INTERNATIONAL WHITE	75%
MONTAUK GREY	25%




3COL-BIG-A.0031	23"x23"
3COL-SMALL-A.0031	12"x12"
<b>KITE 1B / SOFT MATCHING / FOG</b>	<b>MODULE %</b>
FREEDOM WHITE	33,3%
MONTAUK WHITE	33,3%
MINIMALIST GREIGE	33,4%



3COL-BIG-B.0031	23"x23"
3COL-SMALL-B.0031	12"x12"
<b>KITE 1B / SOFT MATCHING / FOG</b>	<b>MODULE %</b>
FREEDOM WHITE	33,3%
MONTAUK WHITE	33,3%
MINIMALIST GREIGE	33,4%

## PEACOCK 1A




MONO-BIG-A.0323	20"x23"
MONO-SMALL-A.0323	9"x10"
<b>PEACOCK 1A / RAW / MONO</b>	<b>MODULE %</b>
THERMAL BLUESTONE FULL COLOR	100%



MONO-BIG-A.0330	20"x23"
MONO-SMALL-A.0330	9"x10"
<b>PEACOCK 1A / WARM / MONO</b>	<b>MODULE %</b>
TRAVERTINE CROSS CUT WHITE	100%



2COL-BIG-A.0239	20"x23"
2COL-SMALL-A.0239	9"x10"
<b>PEACOCK 1A / SOFT MATCHING / NIGHT</b>	<b>MODULE %</b>
MARIPOSA SLATE	50%
MONTAUK BLACK	50%



2COL-BIG-B.0239	20"x23"
2COL-SMALL-B.0239	9"x10"
<b>PEACOCK 1A / SOFT MATCHING / NIGHT</b>	<b>MODULE %</b>
MARIPOSA SLATE	50%
MONTAUK BLACK	50%





3COL-BIG-A.0131	20"x23"
3COL-SMALL-A.0131	9"x10"
<b>PEACOCK 1A / SOFT MATCHING / ICY</b>	<b>MODULE %</b>
INDIANA BUFF SELECT	12,5%
BLUESTONE BLUE SELECT	50%
COSMOS	37,5%



3COL-BIG-B.0131	20"x23"
3COL-SMALL-B.0131	9"x10"
<b>PEACOCK 1A / SOFT MATCHING / ICY</b>	<b>MODULE %</b>
INDIANA BUFF SELECT	12,5%
BLUESTONE BLUE SELECT	37,5%
COSMOS	50%

## PEACOCK 1B



MONO-BIG-A.0337	20"x23"
MONO-SMALL-A.0337	9"x10"
<b>PEACOCK 1B / COLD / MONO</b>	<b>MODULE %</b>
MONTAUK GREY	100%



2COL-BIG-A.0256	20"x23"
2COL-SMALL-A.0256	9"x10"
<b>PEACOCK 1B / SOFT MATCHING / STONE</b>	<b>MODULE %</b>
INDIANA BUFF SELECT	50%
AFRICAN BEIGE	50%



2COL-BIG-B.0256	20"x23"
2COL-SMALL-B.0256	9"x10"
<b>PEACOCK 1B / SOFT MATCHING / STONE</b>	<b>MODULE %</b>
INDIANA BUFF SELECT	50%
AFRICAN BEIGE	50%




3COL-BIG-A.0141	20"x23"
3COL-SMALL-A.0141	9"x10"
<b>PEACOCK 1B / SOFT MATCHING / LIGHT</b>	<b>MODULE %</b>
LIMESTONE	37,5%
INDIANA BUFF SELECT	50%
RUSTIC GOLD	12,5%




3COL-BIG-B.0141	20"x23"
3COL-SMALL-B.0141	9"x10"
<b>PEACOCK 1B / SOFT MATCHING / LIGHT</b>	<b>MODULE %</b>
LIMESTONE	50%
INDIANA BUFF SELECT	37,5%
RUSTIC GOLD	12,5%

## PEACOCK 2A



## PEACOCK 2B



<b>MONO-BIG-A.0360</b>	20"x23"
<b>MONO-SMALL-A.0360</b>	9"x10"
<b>PEACOCK 2A / COLD / MONO</b>	<b>MODULE %</b>
MONTAUK WHITE	100%



<b>MONO-BIG-A.0361</b>	20"x23"
<b>MONO-SMALL-A.0361</b>	9"x10"
<b>PEACOCK 2A / RAW / MONO</b>	<b>MODULE %</b>
BLUESTONE FULL COLOR	100%



<b>MONO-BIG-A.0368</b>	20"x23"
<b>MONO-SMALL-A.0368</b>	9"x10"
<b>PEACOCK 2A / WARM / MONO</b>	<b>MODULE %</b>
BARGE GOLD	100%



<b>MONO-BIG-A.0384</b>	20"x23"
<b>MONO-SMALL-A.0384</b>	9"x10"
<b>PEACOCK 2B / RAW / MONO</b>	<b>MODULE %</b>
INDIANA BUFF SELECT	100%




<b>MONO-BIG-A.0391</b>	20"x23"
<b>MONO-SMALL-A.0391</b>	9"x10"
<b>PEACOCK 2B / WARM / MONO</b>	<b>MODULE %</b>
INDIANA BUFF SELECT	100%



<b>2COL-BIG-A.0273</b>	20"x23"
<b>2COL-SMALL-A.0273</b>	9"x10"
<b>PEACOCK 2B / CONTRAST COLD / CHESS</b>	<b>MODULE %</b>
MONTAUK WHITE	50%
SIMPLY GREY	50%




<b>3COL-BIG-A.0151</b>	20"x23"
<b>3COL-SMALL-A.0151</b>	9"x10"
<b>PEACOCK 2A / SOFT MATCHING / NORTH</b>	<b>MODULE %</b>
MONTAUK WHITE	50%
MICHELANGELO EXTRA WHITE	37,5%
MARIPOSA SLATE	12,5%



<b>3COL-BIG-B.0151</b>	20"x23"
<b>3COL-SMALL-B.0151</b>	9"x10"
<b>PEACOCK 2A / SOFT MATCHING / NORTH</b>	<b>MODULE %</b>
MONTAUK WHITE	37,5%
MICHELANGELO EXTRA WHITE	50%
MARIPOSA SLATE	12,5%



<b>2COL-BIG-B.0273</b>	20"x23"
<b>2COL-SMALL-B.0273</b>	9"x10"
<b>PEACOCK 2B / CONTRAST COLD / CHESS</b>	<b>MODULE %</b>
MONTAUK WHITE	50%
SIMPLY GREY	50%




<b>3COL-BIG-A.0161</b>	20"x23"
<b>3COL-SMALL-A.0161</b>	9"x10"
<b>PEACOCK 2B / SOFT MATCHING / STARRY</b>	<b>MODULE %</b>
INTERNATIONAL WHITE	12,5%
BLUESTONE BLUE SELECT	37,5%
THERMAL BLEUSTONE FULL COLOR	50%






<b>3COL-BIG-B.0161</b>	20"x23"
<b>3COL-SMALL-B.0161</b>	9"x10"
<b>PEACOCK 2B / SOFT MATCHING / STARRY</b>	<b>MODULE %</b>
INTERNATIONAL WHITE	12,5%
BLUESTONE BLUE SELECT	50%
THERMAL BLEUSTONE FULL COLOR	37,5%

## PEACOCK 3A



## PEACOCK 3B



MONO-BIG-A.0407	20"x23"
MONO-SMALL-A.0407	9"x10"
<b>PEACOCK 3A / RAW / MONO</b>	<b>MODULE %</b>
INDIANA VARIEGATED	100%



MONO-BIG-A.0414	20"x23"
MONO-SMALL-A.0414	9"x10"
<b>PEACOCK 3A / WARM / MONO</b>	<b>MODULE %</b>
INTERNATIONAL WHITE	100%

2COL-BIG-A.0290	20"x23"
2COL-SMALL-A.0290	9"x10"
<b>PEACOCK 3A / CONTRAST COLD / CITY</b>	<b>MODULE %</b>
MONTAUK WHITE	50%
BLUESTONE BLUE SELECT	50%

MONO-BIG-A.0420	20"x23"
MONO-SMALL-A.0420	9"x10"
<b>PEACOCK 3B / COLD / MONO</b>	<b>MODULE %</b>
FREEDOM WHITE	100%

MONO-BIG-A.0430	20"x23"
MONO-SMALL-A.0430	9"x10"
<b>PEACOCK 3B / RAW / MONO</b>	<b>MODULE %</b>
MARIPOSA SLATE	100%

MONO-BIG-A.0437	20"x23"
MONO-SMALL-A.0437	9"x10"
<b>PEACOCK 3B / WARM / MONO</b>	<b>MODULE %</b>
LIMESTONE	100%



2COL-BIG-B.0290	20"x23"
2COL-SMALL-B.0290	9"x10"
<b>PEACOCK 3A / CONTRAST COLD / CITY</b>	<b>MODULE %</b>
MONTAUK WHITE	50%
BLUESTONE BLUE SELECT	50%


3COL-BIG-A.0171	20"x23"
3COL-SMALL-A.0171	9"x10"
<b>PEACOCK 3A / SOFT MATCHING / TUNE</b>	<b>MODULE %</b>
LIMESTONE	50%
NATURAL IVORY	37,5%
MODERN GREY	12,5%

3COL-BIG-B.0171	20"x23"
3COL-SMALL-B.0171	9"x10"
<b>PEACOCK 3A / SOFT MATCHING / TUNE</b>	<b>MODULE %</b>
LIMESTONE	50%
NATURAL IVORY	37,5%
MODERN GREY	12,5%

2COL-BIG-A.0307	20"x23"
2COL-SMALL-A.0307	9"x10"
<b>PEACOCK 3B / CONTRAST COLD / FLASH</b>	<b>MODULE %</b>
MODERN GREY	50%
COSMOPOLITAN ASH	50%

2COL-BIG-B.0307	20"x23"
2COL-SMALL-B.0307	9"x10"
<b>PEACOCK 3B / CONTRAST COLD / FLASH</b>	<b>MODULE %</b>
MODERN GREY	50%
COSMOPOLITAN ASH	50%

## RHOMBUS 01



MONO-BIG-A.0451	11"x20"
MONO-SMALL-A.0451	8"x15"
<b>RHOMBUS 01 / RAW / MONO</b>	<b>MODULE %</b>
INDIANA VARIEGATED	100%



MONO-BIG-A.0458	11"x20"
MONO-SMALL-A.0458	8"x15"
<b>RHOMBUS 01 / WARM / MONO</b>	<b>MODULE %</b>
INTERNATIONAL WHITE	100%



2COL-BIG-A.0324	11"x20"
2COL-SMALL-A.0324	8"x15"
<b>RHOMBUS 01 / CONTRAST COLD / GLOOM</b>	<b>MODULE %</b>
INTERNATIONAL WHITE	66.6%
MONTAUK GREY	33.4%



2COL-BIG-B.0324	11"x20"
2COL-SMALL-B.0324	8"x15"
<b>RHOMBUS 01 / CONTRAST COLD / GLOOM</b>	<b>MODULE %</b>
INTERNATIONAL WHITE	50%
MONTAUK GREY	50%




3COL-BIG-A.0181	11"x20"
3COL-SMALL-A.0181	8"x15"
<b>RHOMBUS 01 / SOFT MATCHING / DAY</b>	<b>MODULE %</b>
LIMESTONE	33.3%
ARCTIC WHITE	33.3%
ABSOLUTE	33.4%



3COL-BIG-B.0181	11"x20"
3COL-SMALL-B.0181	8"x15"
<b>RHOMBUS 01 / SOFT MATCHING / DAY</b>	<b>MODULE %</b>
LIMESTONE	10%
ARCTIC WHITE	40%
ABSOLUTE	50%

## RHOMBUS 02



MONO-BIG-A.0474	11"x20"
MONO-SMALL-A.0474	8"x15"
<b>RHOMBUS 02 / RAW / MONO</b>	<b>MODULE %</b>
MARIPOSA SLATE	100%



MONO-BIG-A.0481	11"x20"
MONO-SMALL-A.0481	8"x15"
<b>RHOMBUS 02 / WARM / MONO</b>	<b>MODULE %</b>
LIMESTONE	100%



2COL-BIG-B.0340	11"x20"
2COL-SMALL-B.0340	8"x15"
<b>RHOMBUS 02 / CONTRAST COLD / STORM</b>	<b>MODULE %</b>
NATURAL IVORY	66.6%
COSMOS	33.4%



3COL-BIG-A.0191	11"x20"
3COL-SMALL-A.0191	8"x15"
<b>RHOMBUS 02 / SOFT MATCHING / EARTH</b>	<b>MODULE %</b>
INDIANA BUFF SELECT	50%
TRAVERTINE CROSS CUT WHITE	25%
TRAVERTINE CROSS CUT CREAM	25%



MONO-BIG-A.0463	11"x20"
MONO-SMALL-A.0463	8"x15"
<b>RHOMBUS 02 / COLD / MONO</b>	<b>MODULE %</b>
BLUESTONE BLUE SELECT	100%




2COL-BIG-A.0340	11"x20"
2COL-SMALL-A.0340	8"x15"
<b>RHOMBUS 02 / CONTRAST COLD / STORM</b>	<b>MODULE %</b>
NATURAL IVORY	50%
COSMOS	50%



3COL-BIG-B.0191	11"x20"
3COL-SMALL-B.0191	8"x15"
<b>RHOMBUS 02 / SOFT MATCHING / EARTH</b>	<b>MODULE %</b>
INDIANA BUFF SELECT	33.3%
TRAVERTINE CROSS CUT WHITE	33.3%
TRAVERTINE CROSS CUT CREAM	33.4%

## RHOMBUS 03



MONO-BIG-A.0486	11"x20"
MONO-SMALL-A.0486	8"x15"
<b>RHOMBUS 03 / COLD / MONO</b>	<b>MODULE %</b>
FREEDOM WHITE	100%



MONO-BIG-A.0497	11"x20"
MONO-SMALL-A.0497	8"x15"
<b>RHOMBUS 03 / RAW / MONO</b>	<b>MODULE %</b>
RUSTIC GOLD	100%



MONO-BIG-A.0504	11"x20"
MONO-SMALL-A.0504	8"x15"
<b>RHOMBUS 03 / RAW / MONO</b>	<b>MODULE %</b>
TRAVERTINE CROSS CUT CREAM	100%




2COL-BIG-A.0358	11"x20"
2COL-SMALL-A.0358	8"x15"
<b>RHOMBUS 03 / CONTRAST COLD / TUNE</b>	<b>MODULE %</b>
NATURAL IVORY	50%
MODERN GREY	50%



2COL-BIG-B.0358	11"x20"
2COL-SMALL-B.0358	8"x15"
<b>RHOMBUS 03 / CONTRAST COLD / TUNE</b>	<b>MODULE %</b>
NATURAL IVORY	50%
MODERN GREY	50%




3COL-BIG-A.0201	11"x20"
3COL-SMALL-A.0201	8"x15"
<b>RHOMBUS 03 / SOFT MATCHING / FLAT</b>	<b>MODULE %</b>
LIMESTONE	33,3%
TRAVERTINE CROSS CUT WHITE	33,3%
BARGE GOLD	33,4%



3COL-BIG-B.0201	11"x20"
3COL-SMALL-B.0201	8"x15"
<b>RHOMBUS 03 / SOFT MATCHING / FLAT</b>	<b>MODULE %</b>
LIMESTONE	33,3%
TRAVERTINE CROSS CUT WHITE	33,3%
BARGE GOLD	33,4%

## RHOMBUS 04



MONO-BIG-A.0509	11"x20"
MONO-SMALL-A.0509	8"x15"
<b>RHOMBUS 04 / COLD / MONO</b>	<b>MODULE %</b>
INDIANA GREY	100%




MONO-BIG-A.0520	11"x20"
MONO-SMALL-A.0520	8"x15"
<b>RHOMBUS 04 / RAW / MONO</b>	<b>MODULE %</b>
SILVER QUARTZ	100%



MONO-BIG-A.0527	11"x20"
MONO-SMALL-A.0527	8"x15"
<b>RHOMBUS 04 / WARM / MONO</b>	<b>MODULE %</b>
TRAVERTINE CROSS CUT NOCE	100%



2COL-BIG-A.0375	11"x20"
2COL-SMALL-A.0375	8"x15"
<b>RHOMBUS 04 / CONTRAST WARM / DUSKY</b>	<b>MODULE %</b>
BARGE GOLD	50%
RUSTIC GOLD	50%



2COL-BIG-B.0375	11"x20"
2COL-SMALL-B.0375	8"x15"
<b>RHOMBUS 04 / CONTRAST WARM / DUSKY</b>	<b>MODULE %</b>
BARGE GOLD	50%
RUSTIC GOLD	50%

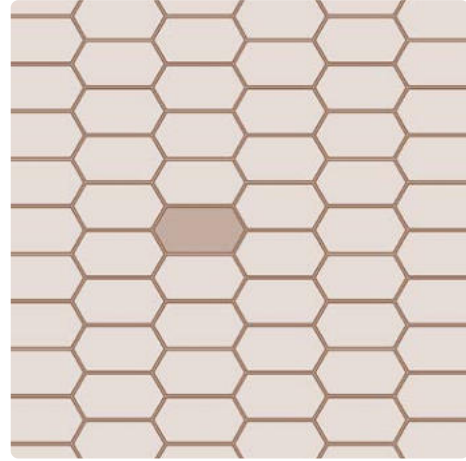


3COL-BIG-A.0211	11"x20"
3COL-SMALL-A.0211	8"x15"
<b>RHOMBUS 04 / SOFT MATCHING / FOG</b>	<b>MODULE %</b>
FREEDOM WHITE	50%
MONTAUK WHITE	37,5%
MINIMALIST GREIGE	12,5%




3COL-BIG-B.0211	11"x20"
3COL-SMALL-B.0211	8"x15"
<b>RHOMBUS 04 / SOFT MATCHING / FOG</b>	<b>MODULE %</b>
FREEDOM WHITE	25%
MONTAUK WHITE	50%
MINIMALIST GREIGE	25%

## RUBY 1A



MONO-BIG-A.0532	11"x23"
MONO-SMALL-A.0532	5"x11"
<b>RUBY 1A / COLD / MONO</b>	<b>MODULE %</b>
MICHELANGELO EXTRA WHITE	100%

## RUBY 1B



MONO-BIG-A.0543	11"x23"
MONO-SMALL-A.0543	5"x11"
<b>RUBY 1A / RAW / MONO</b>	<b>MODULE %</b>
THERMAL BLUESTONE FULL COLOR	100%



MONO-BIG-A.0550	11"x23"
MONO-SMALL-A.0550	5"x11"
<b>RUBY 1A / WARM / MONO</b>	<b>MODULE %</b>
TRAVERTINE CROSS CUT WHITE	100%



2COL-BIG-A.0392	11"x23"
2COL-SMALL-A.0392	5"x11"
<b>RUBY 1A / CONTRAST WARM / GOLD</b>	<b>MODULE %</b>
LIMESTONE	50%
SILVER QUARTZ	50%



MONO-BIG-A.0555	11"x23"
MONO-SMALL-A.0555	5"x11"
<b>RUBY 1B / COLD / MONO</b>	<b>MODULE %</b>
MINIMALIST GREIGE	100%



2COL-BIG-A.0409	11"x23"
2COL-SMALL-A.0409	5"x11"
<b>RUBY 1B / CONTRAST WARM / LAVA</b>	<b>MODULE %</b>
TRAVERTINE CROSS CUT CREAM	50%
TRAVERTINE CROSS CUT NOCE	50%




2COL-BIG-B.0409	11"x23"
2COL-SMALL-B.0409	5"x11"
<b>RUBY 1B / CONTRAST WARM / LAVA</b>	<b>MODULE %</b>
TRAVERTINE CROSS CUT CREAM	66%
TRAVERTINE CROSS CUT NOCE	34%




2COL-BIG-B.0392	11"x23"
2COL-SMALL-B.0392	5"x11"
<b>RUBY 1A / CONTRAST WARM / GOLD</b>	<b>MODULE %</b>
LIMESTONE	66%
SILVER QUARTZ	34%




3COL-BIG-A.0221	11"x23"
3COL-SMALL-A.0221	5"x11"
<b>RUBY 1A / SOFT MATCHING / ICY</b>	<b>MODULE %</b>
INDIANA BUFF SELECT	12,5%
BLUESTONE BLUE SELECT	50%
COSMOS	37,5%



3COL-BIG-A.0221	11"x23"
3COL-SMALL-A.0221	5"x11"
<b>RUBY 1A / SOFT MATCHING / ICY</b>	<b>MODULE %</b>
INDIANA BUFF SELECT	16,7%
BLUESTONE BLUE SELECT	66,6%
COSMOS	16,7%

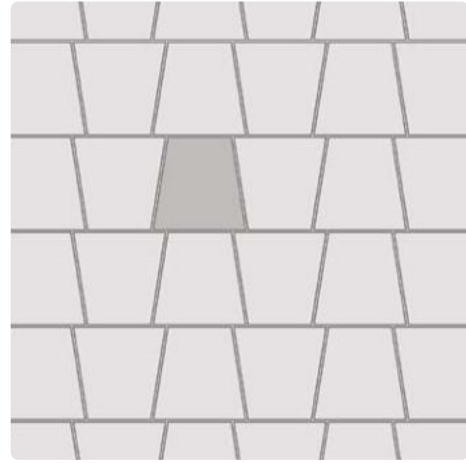


3COL-BIG-A.0231	11"x23"
3COL-SMALL-A.0231	5"x11"
<b>RUBY 1B / SOFT MATCHING / LIGHT</b>	<b>MODULE %</b>
LIMESTONE	25%
INDIANA BUFF SELECT	25%
RUSTIC GOLD	25%



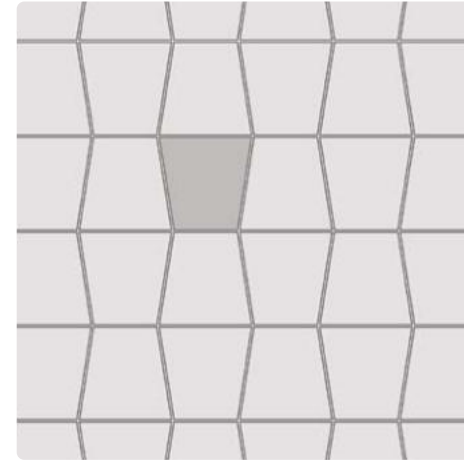
3COL-BIG-B.0231	11"x23"
3COL-SMALL-B.0231	5"x11"
<b>RUBY 1B / SOFT MATCHING / LIGHT</b>	<b>MODULE %</b>
LIMESTONE	33%
INDIANA BUFF SELECT	33%
RUSTIC GOLD	34%

## TOWER 01



MONO-BIG-A.0578	23"x23"
MONO-SMALL-A.0578	11"x11"
<b>TOWER 01 / COLD / MONO</b>	<b>MODULE %</b>
MONTAUK BLACK	100%

## TOWER 02



MONO-BIG-A.0601	23"x23"
MONO-SMALL-A.0601	11"x11"
<b>TOWER 02 / COLD / MONO</b>	<b>MODULE %</b>
MONTAUK GREY	100%



MONO-BIG-A.0581	23"x23"
MONO-SMALL-A.0581	11"x11"
<b>TOWER 01 / RAW / MONO</b>	<b>MODULE %</b>
BLUESTONE FULL COLOR	100%



MONO-BIG-A.0588	23"x23"
MONO-SMALL-A.0588	11"x11"
<b>TOWER 01 / WARM / MONO</b>	<b>MODULE %</b>
BARGE GOLD	100%



2COL-BIG-A.0426	23"x23"
2COL-SMALL-A.0426	11"x11"
<b>TOWER 01 / CONTRAST WARM / RUST</b>	<b>MODULE %</b>
TRAVERTINE CROSS CUT CREAM	50%
MARIPOSA SLATE	50%



MONO-BIG-A.0604	23"x23"
MONO-SMALL-A.0604	11"x11"
<b>TOWER 02 / RAW / MONO</b>	<b>MODULE %</b>
CALIFORNIA GOLD	100%



MONO-BIG-A.0611	23"x23"
MONO-SMALL-A.0611	11"x11"
<b>TOWER 02 / WARM / MONO</b>	<b>MODULE %</b>
INDIANA BUFF SELECT	100%




2COL-BIG-A.0442	23"x23"
2COL-SMALL-A.0442	11"x11"
<b>TOWER 02 / CONTRAST WARM / SIENNA</b>	<b>MODULE %</b>
INDIANA BUFF SELECT	50%
BLUESTONE FULL COLOR	50%




2COL-BIG-B.0426	23"x23"
2COL-SMALL-B.0426	11"x11"
<b>TOWER 01 / CONTRAST WARM / RUST</b>	<b>MODULE %</b>
TRAVERTINE CROSS CUT CREAM	50%
MARIPOSA SLATE	50%



3COL-BIG-A.0241	23"x23"
3COL-SMALL-A.0241	11"x11"
<b>TOWER 01 / SOFT MATCHING / NORTH</b>	<b>MODULE %</b>
MICHELANGELO EXTRA WHITE	33%
MONTAUK WHITE	33%
MARIPOSA SLATE	34%



3COL-BIG-B.0241	23"x23"
3COL-SMALL-B.0241	11"x11"
<b>TOWER 01 / SOFT MATCHING / NORTH</b>	<b>MODULE %</b>
MICHELANGELO EXTRA WHITE	25%
MONTAUK WHITE	50%
MARIPOSA SLATE	25%



2COL-BIG-B.0442	23"x23"
2COL-SMALL-B.0442	11"x11"
<b>TOWER 02 / CONTRAST WARM / SIENNA</b>	<b>MODULE %</b>
INDIANA BUFF SELECT	50%
BLUESTONE FULL COLOR	50%

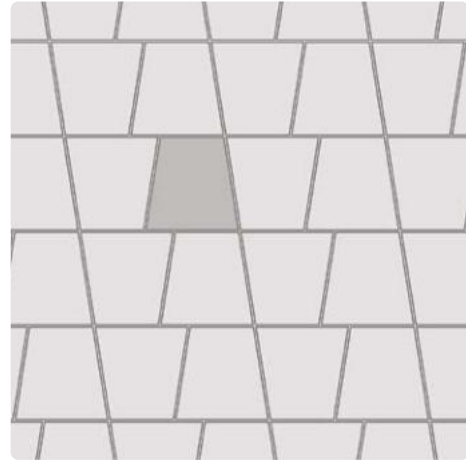


3COL-BIG-A.0251	23"x23"
3COL-SMALL-A.0251	11"x11"
<b>TOWER 02 / SOFT MATCHING / STARRY</b>	<b>MODULE %</b>
INTERNATIONAL WHITE	33%
BLUESTONE BLUE SELECT	33%
THERMAL BLUESTONE FULL COLOR	34%



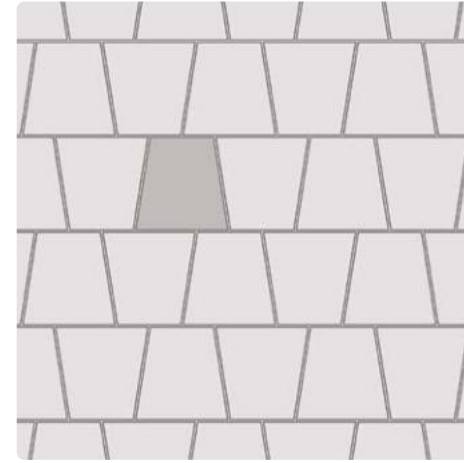
3COL-BIG-B.0251	23"x23"
3COL-SMALL-B.0251	11"x11"
<b>TOWER 02 / SOFT MATCHING / STARRY</b>	<b>MODULE %</b>
INTERNATIONAL WHITE	33%
BLUESTONE BLUE SELECT	33%
THERMAL BLUESTONE FULL COLOR	34%

## TOWER 03



MONO-BIG-A.0624	23"x23"
MONO-SMALL-A.0624	11"x11"
<b>TOWER 03 / COLD / MONO</b>	<b>MODULE %</b>
MONTAUK WHITE	100%

## TOWER 04




MONO-BIG-A.0627	23"x23"
MONO-SMALL-A.0627	11"x11"
<b>TOWER 03 / RAW / MONO</b>	<b>MODULE %</b>
INDIANA VARIEGATED	100%



MONO-BIG-A.0634	23"x23"
MONO-SMALL-A.0634	11"x11"
<b>TOWER 03 / WARM / MONO</b>	<b>MODULE %</b>
INTERNATIONAL WHITE	100%



2COL-BIG-A.0460	23"x23"
2COL-SMALL-A.0460	11"x11"
<b>TOWER 03 / CONTRAST WARM / TAWNY</b>	<b>MODULE %</b>
FREEDOM WHITE	50%
BARGE GOLD	50%



MONO-BIG-A.0650	23"x23"
MONO-SMALL-A.0650	11"x11"
<b>TOWER 04 / RAW / MONO</b>	<b>MODULE %</b>
MARIPOSA SLATE	100%



MONO-BIG-A.0657	23"x23"
MONO-SMALL-A.0657	11"x11"
<b>TOWER 04 / WARM / MONO</b>	<b>MODULE %</b>
LIMESTONE	100%



2COL-BIG-A.0477	23"x23"
2COL-SMALL-A.0477	11"x11"
<b>TOWER 04 / SOFT MATCHING / BEACH</b>	<b>MODULE %</b>
SKY	50%
DESERT	50%



2COL-BIG-B.0460	23"x23"
2COL-SMALL-B.0460	11"x11"
<b>TOWER 03 / CONTRAST WARM / TAWNY</b>	<b>MODULE %</b>
FREEDOM WHITE	50%
BARGE GOLD	50%



3COL-BIG-A.0261	23"x23"
3COL-SMALL-A.0261	11"x11"
<b>TOWER 03 / SOFT MATCHING / TUNE</b>	<b>MODULE %</b>
LIMESTONE	33,3%
NATURAL IVORY	33,3%
MODERN GREY	33,4%





3COL-BIG-B.0261	23"x23"
3COL-SMALL-B.0261	11"x11"
<b>TOWER 03 / SOFT MATCHING / TUNE</b>	<b>MODULE %</b>
LIMESTONE	33,3%
NATURAL IVORY	33,3%
MODERN GREY	33,4%




2COL-BIG-B.0477	23"x23"
2COL-SMALL-B.0477	11"x11"
<b>TOWER 04 / SOFT MATCHING / BEACH</b>	<b>MODULE %</b>
SKY	50%
DESERT	50%

## TRAPEZOID 01



## TRAPEZOID 02



MONO-BIG-A.0673 10"x24"  
MONO-SMALL-A.0673 5"x11"  
TRAPEZOID 01 / RAW / MONO MODULE %  
RUSTIC GOLD 100%



MONO-BIG-A.0680 10"x24"  
MONO-SMALL-A.0680 5"x11"  
TRAPEZOID 01 / WARM / MONO MODULE %  
TRAVERTINE CROSS CUT CREAM 100%

2COL-BIG-A.0494 10"x24"  
2COL-SMALL-A.0494 5"x11"  
TRAPEZOID 01 / SOFT MATCHING / NATURE MODULE %  
MINIMALIST GREIGE 50%  
INDIANA GREY SELECT 50%

MONO-BIG-A.0696 10"x24"  
MONO-SMALL-A.0696 5"x11"  
TRAPEZOID 02 / RAW / MONO MODULE %  
SILVER QUARTZ 100%

MONO-BIG-A.0703 10"x24"  
MONO-SMALL-A.0703 5"x11"  
TRAPEZOID 02 / WARM / MONO MODULE %  
TRAVERTINE CROSS CUT NOCE 100%

2COL-BIG-A.0511 10"x24"  
2COL-SMALL-A.0511 5"x11"  
TRAPEZOID 02 / SOFT MATCHING / NIGHT MODULE %  
MARIPOSA SLATE 34%  
MONTAUK BLACK 66%



2COL-BIG-B.0494 10"x24"  
2COL-SMALL-B.0494 5"x11"  
TRAPEZOID 01 / SOFT MATCHING / NATURE MODULE %  
MINIMALIST GREIGE 50%  
INDIANA GREY SELECT 50%

3COL-BIG-A.0271 10"x24"  
3COL-SMALL-A.0271 5"x11"  
TRAPEZOID 01 / SOFT MATCHING / DAY MODULE %  
LIMESTONE 25%  
ARCTIC WHITE 50%  
ABSOLUTE 25%


3COL-BIG-B.0271 10"x24"  
3COL-SMALL-B.0271 5"x11"  
TRAPEZOID 01 / SOFT MATCHING / DAY MODULE %  
LIMESTONE 25%  
ARCTIC WHITE 25%  
ABSOLUTE 50%

2COL-BIG-B.0511 10"x24"  
2COL-SMALL-B.0511 5"x11"  
TRAPEZOID 02 / SOFT MATCHING / NIGHT MODULE %  
MARIPOSA SLATE 50%  
MONTAUK BLACK 50%

3COL-BIG-A.0281 10"x24"  
3COL-SMALL-A.0281 5"x11"  
TRAPEZOID 02 / SOFT MATCHING / EARTH MODULE %  
INDIANA BUFF SELECT 33%  
TRAVERTINE CROSS CUT WHITE 33%  
TRAVERTINE CROSS CUT CREAM 34%


3COL-BIG-B.0281 10"x24"  
3COL-SMALL-B.0281 5"x11"  
TRAPEZOID 02 / SOFT MATCHING / EARTH MODULE %  
INDIANA BUFF SELECT 33%  
TRAVERTINE CROSS CUT WHITE 33%  
TRAVERTINE CROSS CUT CREAM 34%

## TRAPEZOID 3A



MONO-BIG-A.0707	10"x24"
MONO-SMALL-A.0707	5"x11"
<b>TRAPEZOID 3A / COLD / MONO</b>	<b>MODULE %</b>
INDIANA GREY SELECT	100%

## TRAPEZOID 3B



MONO-BIG-A.0719	10"x24"
MONO-SMALL-A.0719	5"x11"
<b>TRAPEZOID 3A / RAW / MONO</b>	<b>MODULE %</b>
BLUESTONE FULL COLOR	100%



MONO-BIG-A.0726	10"x24"
MONO-SMALL-A.0726	5"x11"
<b>TRAPEZOID 3A / WARM / MONO</b>	<b>MODULE %</b>
TRAVERTINE CROSS CUT WHITE	100%



2COL-BIG-A.0528	10"x24"
2COL-SMALL-A.0528	5"x11"
<b>TRAPEZOID 3A / SOFT MATCHING / STONE</b>	<b>MODULE %</b>
INDIANA BUFF SELECT	50%
AFRICAN BEIGE	50%



MONO-BIG-A.0730	10"x24"
MONO-SMALL-A.0730	5"x11"
<b>TRAPEZOID 3B / COLD / MONO</b>	<b>MODULE %</b>
MICHELANGELO EXTRA WHITE	100%



3COL-BIG-A.0301	10"x24"
3COL-SMALL-A.0301	5"x11"
<b>TRAPEZOID 3B / SOFT MATCHING / FOG</b>	<b>MODULE %</b>
FREEDOM WHITE	33%
MONTAUK WHITE	33%
MINIMALIST GREIGE	34%



3COL-BIG-B.0301	10"x24"
3COL-SMALL-B.0301	5"x11"
<b>TRAPEZOID 3B / SOFT MATCHING / FOG</b>	<b>MODULE %</b>
FREEDOM WHITE	33%
MONTAUK WHITE	33%
MINIMALIST GREIGE	34%



2COL-BIG-B.0528	10"x24"
2COL-SMALL-B.0528	5"x11"
<b>TRAPEZOID 3A / SOFT MATCHING / STONE</b>	<b>MODULE %</b>
INDIANA BUFF SELECT	50%
AFRICAN BEIGE	50%




3COL-BIG-A.0291	10"x24"
3COL-SMALL-A.0291	5"x11"
<b>TRAPEZOID 3A / SOFT MATCHING / FLAT</b>	<b>MODULE %</b>
TRAVERTINE CROSS CUT WHITE	33%
LIMESTONE	33%
BARGE GOLD	34%



3COL-BIG-B.0291	10"x24"
3COL-SMALL-B.0291	5"x11"
<b>TRAPEZOID 3A / SOFT MATCHING / FLAT</b>	<b>MODULE %</b>
TRAVERTINE CROSS CUT WHITE	16,7%
LIMESTONE	66,6%
BARGE GOLD	16,7%

## TRAPEZOID 04



MONO-BIG-A.0753	10"x24"
MONO-SMALL-A.0753	5"x11"
<b>TRAPEZOID 04 / COLD / MONO</b>	<b>MODULE %</b>
MINIMALIST GREIGE	100%

## TRAPEZOID 05



MONO-BIG-A.0776	10"x24"
MONO-SMALL-A.0776	5"x11"
<b>TRAPEZOID 05 / COLD / MONO</b>	<b>MODULE %</b>
MONTAUK BLACK	100%



MONO-BIG-A.0757	10"x24"
MONO-SMALL-A.0757	5"x11"
<b>TRAPEZOID 04 / RAW / MONO</b>	<b>MODULE %</b>
BLUESTONE FULL COLOR	100%



MONO-BIG-A.0764	10"x24"
MONO-SMALL-A.0764	5"x11"
<b>TRAPEZOID 04 / WARM / MONO</b>	<b>MODULE %</b>
BARGE GOLD	100%



2COL-BIG-A.0545	10"x24"
2COL-SMALL-A.0545	5"x11"
<b>TRAPEZOID 04 / CONTRAST COLD / CHESS</b>	<b>MODULE %</b>
MONTAUK WHITE	50%
SIMPLY GREY	50%



MONO-BIG-A.0780	10"x24"
MONO-SMALL-A.0780	5"x11"
<b>TRAPEZOID 05 / RAW / MONO</b>	<b>MODULE %</b>
CALIFORNIA GOLD	100%



MONO-BIG-A.0787	10"x24"
MONO-SMALL-A.0787	5"x11"
<b>TRAPEZOID 05 / WARM / MONO</b>	<b>MODULE %</b>
INDIANA BUFF SELECT	100%



2COL-BIG-A.0562	10"x24"
2COL-SMALL-A.0562	5"x11"
<b>TRAPEZOID 05 / CONTRAST COLD / CITY</b>	<b>MODULE %</b>
MONTAUK WHITE	50%
BLUESTONE BLUE SELECT	50%




2COL-BIG-B.0545	10"x24"
2COL-SMALL-B.0545	5"x11"
<b>TRAPEZOID 04 / CONTRAST COLD / CHESS</b>	<b>MODULE %</b>
MONTAUK WHITE	50%
SIMPLY GREY	50%




3COL-BIG-A.0311	10"x24"
3COL-SMALL-A.0311	5"x11"
<b>TRAPEZOID 04 / SOFT MATCHING / ICY</b>	<b>MODULE %</b>
INDIANA BUFF SELECT	33%
BLUESTONE BLUE SELECT	33%
COSMOS	34%




3COL-BIG-B.0311	10"x24"
3COL-SMALL-B.0311	5"x11"
<b>TRAPEZOID 04 / SOFT MATCHING / ICY</b>	<b>MODULE %</b>
INDIANA BUFF SELECT	25%
BLUESTONE BLUE SELECT	37,5%
COSMOS	37,5%



2COL-BIG-B.0562	10"x24"
2COL-SMALL-B.0562	5"x11"
<b>TRAPEZOID 05 / CONTRAST COLD / CITY</b>	<b>MODULE %</b>
MONTAUK WHITE	50%
BLUESTONE BLUE SELECT	50%




3COL-BIG-A.0321	10"x24"
3COL-SMALL-A.0321	5"x11"
<b>TRAPEZOID 05 / SOFT MATCHING / LIGHT</b>	<b>MODULE %</b>
LIMESTONE	33%
INDIANA BUFF SELECT	33%
RUSTIC GOLD	34%




3COL-BIG-B.0321	10"x24"
3COL-SMALL-B.0321	5"x11"
<b>TRAPEZOID 05 / SOFT MATCHING / LIGHT</b>	<b>MODULE %</b>
LIMESTONE	33%
INDIANA BUFF SELECT	33%
RUSTIC GOLD	34%

## TRAPEZOID 06



MONO-BIG-A.0799	10"x24"
MONO-SMALL-A.0799	5"x11"
<b>TRAPEZOID 06 / COLD / MONO</b>	<b>MODULE %</b>
MONTAUK GREY	100%


## TRAPEZOID 07




MONO-BIG-A.0822	10"x24"
MONO-SMALL-A.0822	5"x11"
<b>TRAPEZOID 07 / COLD / MONO</b>	<b>MODULE %</b>
MONTAUK WHITE	100%




MONO-BIG-A.0803	10"x24"
MONO-SMALL-A.0803	5"x11"
<b>TRAPEZOID 06 / RAW / MONO</b>	<b>MODULE %</b>
INDIANA VARIEGATED	100%



MONO-BIG-A.0810	10"x24"
MONO-SMALL-A.0810	5"x11"
<b>TRAPEZOID 06 / WARM / MONO</b>	<b>MODULE %</b>
INTERNATIONAL WHITE	100%



2COL-BIG-A.0579	10"x24"
2COL-SMALL-A.0579	5"x11"
<b>TRAPEZOID 06 / CONTRAST COLD / FLASH</b>	<b>MODULE %</b>
MODERN GREY	50%
COSMOPOLITAN ASH	50%



MONO-BIG-A.0826	10"x24"
MONO-SMALL-A.0826	5"x11"
<b>TRAPEZOID 07 / RAW / MONO</b>	<b>MODULE %</b>
MARIPOSA SLATE	100%




MONO-BIG-A.0833	10"x24"
MONO-SMALL-A.0833	5"x11"
<b>TRAPEZOID 07 / WARM / MONO</b>	<b>MODULE %</b>
LIMESTONE	100%



2COL-BIG-A.0596	10"x24"
2COL-SMALL-A.0596	5"x11"
<b>TRAPEZOID 07 / CONTRAST COLD / GLOOM</b>	<b>MODULE %</b>
INTERNATIONAL WHITE	50%
MONTAUK GREY	50%



2COL-BIG-B.0579	10"x24"
2COL-SMALL-B.0579	5"x11"
<b>TRAPEZOID 06 / CONTRAST COLD / FLASH</b>	<b>MODULE %</b>
MODERN GREY	50%
COSMOPOLITAN ASH	50%



3COL-BIG-A.0331	10"x24"
3COL-SMALL-A.0331	5"x11"
<b>TRAPEZOID 06 / SOFT MATCHING / NORTH</b>	<b>MODULE %</b>
MICHELANGELO EXTRA WHITE	33%
MONTAUK WHITE	33%
VINTAGE SLAB	34%



3COL-BIG-B.0331	10"x24"
3COL-SMALL-B.0331	5"x11"
<b>TRAPEZOID 06 / SOFT MATCHING / NORTH</b>	<b>MODULE %</b>
MICHELANGELO EXTRA WHITE	33%
MONTAUK WHITE	33%
VINTAGE SLAB	34%



2COL-BIG-B.0596	10"x24"
2COL-SMALL-B.0596	5"x11"
<b>TRAPEZOID 07 / CONTRAST COLD / GLOOM</b>	<b>MODULE %</b>
INTERNATIONAL WHITE	50%
MONTAUK GREY	50%




3COL-BIG-A.0341	10"x24"
3COL-SMALL-A.0341	5"x11"
<b>TRAPEZOID 07 / SOFT MATCHING / STARRY</b>	<b>MODULE %</b>
INTERNATIONAL WHITE	33%
THERMAL BLUESTONE FULL COLOR	33%
BLUESTONE BLUE SELECT	34%




3COL-BIG-B.0341	10"x24"
3COL-SMALL-B.0341	5"x11"
<b>TRAPEZOID 07 / SOFT MATCHING / STARRY</b>	<b>MODULE %</b>
INTERNATIONAL WHITE	33%
THERMAL BLUESTONE FULL COLOR	33%
BLUESTONE BLUE SELECT	34%

## TRAPEZOID 08



## TRAPEZOID 09



<b>MONO-BIG-A.0849</b>	10"x24"
<b>MONO-SMALL-A.0849</b>	5"x11"
<b>TRAPEZOID 08 / RAW / MONO</b>	<b>MODULE %</b>
RUSTIC GOLD	100%



<b>MONO-BIG-A.0856</b>	10"x24"
<b>MONO-SMALL-A.0856</b>	5"x11"
<b>TRAPEZOID 08 / WARM / MONO</b>	<b>MODULE %</b>
TRAVERTINE CROSS CUT CREAM	100%



<b>2COL-BIG-A.0613</b>	10"x24"
<b>2COL-SMALL-A.0613</b>	5"x11"
<b>TRAPEZOID 08 / CONTRAST COLD / STORM</b>	<b>MODULE %</b>
NATURAL IVORY	50%
COSMOS	50%



<b>MONO-BIG-A.0859</b>	10"x24"
<b>MONO-SMALL-A.0859</b>	5"x11"
<b>TRAPEZOID 09 / COLD / MONO</b>	<b>MODULE %</b>
BLUESTONE BLUE SELECT	100%



<b>MONO-BIG-A.0872</b>	10"x24"
<b>MONO-SMALL-A.0872</b>	5"x11"
<b>TRAPEZOID 09 / RAW / MONO</b>	<b>MODULE %</b>
SILVER QUARTZ	100%



<b>MONO-BIG-A.0879</b>	10"x24"
<b>MONO-SMALL-A.0879</b>	5"x11"
<b>TRAPEZOID 09 / WARM / MONO</b>	<b>MODULE %</b>
TRAVERTINE CROSS CUT NOCE	100%



<b>2COL-BIG-B.0613</b>	10"x24"
<b>2COL-SMALL-B.0613</b>	5"x11"
<b>TRAPEZOID 08 / CONTRAST COLD / STORM</b>	<b>MODULE %</b>
NATURAL IVORY	50%
COSMOS	50%



<b>3COL-BIG-A.0351</b>	10"x24"
<b>3COL-SMALL-A.0351</b>	5"x11"
<b>TRAPEZOID 08 / SOFT MATCHING / TUNE</b>	<b>MODULE %</b>
LIMESTONE	33%
NATURAL IVORY	33%
MODERN GREY	34%



<b>3COL-BIG-B.0351</b>	10"x24"
<b>3COL-SMALL-B.0351</b>	5"x11"
<b>TRAPEZOID 08 / SOFT MATCHING / TUNE</b>	<b>MODULE %</b>
LIMESTONE	33%
NATURAL IVORY	33%
MODERN GREY	34%




<b>2COL-BIG-A.0630</b>	10"x24"
<b>2COL-SMALL-A.0630</b>	5"x11"
<b>TRAPEZOID 09 / CONTRAST COLD / TUNE</b>	<b>MODULE %</b>
NATURAL IVORY	50%
MODERN GREY	50%



<b>2COL-BIG-B.0630</b>	10"x24"
<b>2COL-SMALL-B.0630</b>	5"x11"
<b>TRAPEZOID 09 / CONTRAST COLD / TUNE</b>	<b>MODULE %</b>
NATURAL IVORY	50%
MODERN GREY	50%

# TURTLE 01



MONO-BIG-A.0895	20"x27"
MONO-SMALL-A.0895	10"x13"
<b>TURTLE 01 / RAW / MONO</b>	<b>MODULE %</b>
THERMAL BLUESTONE FULL COLOR	100%



MONO-BIG-A.0902	20"x27"
MONO-SMALL-A.0902	10"x13"
<b>TURTLE 01 / WARM / MONO</b>	<b>MODULE %</b>
TRAVERTINE CROSS CUT WHITE	100%



MONO-BIG-A.0882	20"x27"
MONO-SMALL-A.0882	10"x13"
<b>TURTLE 01 / COLD / MONO</b>	<b>MODULE %</b>
FREEDOM WHITE	100%



2COL-BIG-A.0647	20"x27"
2COL-SMALL-A.0647	10"x13"
<b>TURTLE 01 / CONTRAST WARM / DUSKY</b>	<b>MODULE %</b>
BARGE GOLD	50%
RUSTIC GOLD	50%




2COL-BIG-B.0647	20"x27"
2COL-SMALL-B.0647	10"x13"
<b>TURTLE 01 / CONTRAST WARM / DUSKY</b>	<b>MODULE %</b>
BARGE GOLD	50%
RUSTIC GOLD	50%



3COL-BIG-A.0361	20"x27"
3COL-SMALL-A.0361	10"x13"
<b>TURTLE 01 / SOFT MATCHING / DAY</b>	<b>MODULE %</b>
LIMESTONE	33%
ARCTIC WHITE	33%
ABSOLUTE	34%



3COL-BIG-B.0361	20"x27"
3COL-SMALL-B.0361	10"x13"
<b>TURTLE 01 / SOFT MATCHING / DAY</b>	<b>MODULE %</b>
LIMESTONE	33%
ARCTIC WHITE	33%
ABSOLUTE	34%



**Design project**  
 Shape: Turtle  
 Size: BIG 20"x27" Pattern: 01  
 Color: Limestone + Arctic White + Absolute

# Cleaning information

## for porcelain pavers installed over concrete

### PORCELAIN PRODUCTS CARE AND MAINTENANCE

After any thin set installation of porcelain tile and pavers over concrete, best practices require to perform, after grouting, a first acid deep cleaning. For more information on how to perform a correct first cleaning after grouting, as well as on the right cleaning products to use, and ordinary maintenance of porcelain tiles and pavers once installed, we strongly recommend to refer to our Landmark cleaning guide. Alternatively, you can also see paragraph A, B and C here under. Failing to follow these instructions could lead to maintenance issues, most of the times derived from grout residues left on the surface of the tiles/pavers which create a film on the tiles/pavers surface itself that tends to retain dirt. If that occurs, the only way to possibly solve the issue is to perform a deep floor cleaning, using acid-based cleaners specific for porcelain and following a specific cleaning procedure described here under (See paragraph D). Please note that from time to time, depending on the type (cement-based vs epoxy), quantity and aging of the grout residue left on the tile/pavers surface, it could be really hard or even impossible to fully recover from the problem. That is why Landmark Ceramics highly suggests a first acid deep cleaning right after installing and grouting the tiles/pavers.

### A) FIRST FLOOR DEEP CLEANING AFTER INSTALLATION

After Grouting the Joints (pic. 1) It is important to remove the excess grout with a sponge and clear water (pic. 2). After 12/48 hours, the grout in the joints will have "set up" / hardened significantly. There will be a noticeable residual "haze". Typically, a diluted acid cleaner specifically for removing "Grout Haze", combined with a soft scrubbing pad will remove the majority if not all the "Haze". Change your acid/water solution frequently for best results. It is also recommended to keep a bucket of clean water to remove the acid/water solution. It is recommended to keep and use clean dry towels to help remove as much residual water and keep the floor as dry as possible. Please refer to the cleaning chemical company's suggested methods and dilution rates. (pic. 3). For areas with excess grout or grout that becomes adhered to the face of the tile, further cleaning with an Acid/ Water Solution may be necessary. Please refer to the Cleaning Chemical Company's instructions as not all acids or chemicals are the same. The excess grout residue (pic. 4-5) must be removed so that it does not dry and stick on the surface. It is necessary to change the cleaning water frequently and rinse well. Care must be taken on inlaid, polished and especially Anti Slip products similar to Frontier20. The use of a floor-washing machine combined with the use of a diluted acid detergent helps reach the spaces between adjacent tiles and clean them properly. If such a cleaning procedure is not carried out, or if such cleaning is carried out too late, the grout residue creates an absorbent film, which holds dirt, making the surface difficult to clean: in this case, Landmark Ceramics will not be liable for any damage caused to the surface.



### B) DAY TO DAY CLEANING

After the post-laying cleaning operation has been thoroughly carried out, as far day to day cleaning we strongly advise against the use of waxes, oily soaps, impregnating products and various treatments (water and oil repellent) on the porcelain stoneware product, as their application is unnecessary. As is often the case in certain off the shelf detergents, they contain waxes and gloss inducing additives which, after various washes, can deposit a bright coat on the floor. Sometimes, even one drop of foods such as Coca Cola, water, wine etc. ...) is sufficient to eliminate this coat, restoring the tile's original appearance, a stain effect is produced in certain zones. In these cases, the floor must be de-waxed, using products to de-wax the applied waxes, following the producer's instructions. For films left by soap, lime scale, dirt, use an acid detergent, suitably diluted in water (read the product instructions carefully). It is also important to point out that Hydrofluoric acid (HF) and its derivatives can irredeemably damage porcelain stoneware. For routine cleaning, Landmark recommends the use of bleach or ammonia, suitably diluted in water; for polished porcelain stoneware, dry the floor after washing to prevent unsightly smudges. TIP: Since rinsing well with plenty of clean water is a fundamental part of the day to day cleaning procedure, Landmark advises against the use of products which state that they "do not need rinsing".

## Cleaning agents

TYPE OF STAIN	SOLUTION	DETERGENTS	MANUFACTURER
<b>INORGANIC STAINS</b>			
Cement Carbon Calcium Efflorescence Chalk Metallic residues Rust Cement-based grout Colored grout Wall paint	Acid	<b>DETERGENT WITH AN ACID BASIS *</b>	
		ETERDEK or similar	UNITED STATES > Fila Chemicals USA, Corp.10800 N.W. 21st Street #170 Miami, FL 33172 USA Tel. +1-305-513-0708 email filausa@filasolutions.com
		KERANET (liquid) or similar	MAPEI Americas Headquarters 1144 E. Newport Center Drive Deerfield Beach, Florida 33442
<b>ORGANIC STAINS</b>			
Coca Cola Ice Cream Coffee Wine Beer Animal fats Vegetable fats Mustard Mayonnaise Ketchup Jam Linseed oil Lipstick Wax	Alkaline and neutral	<b>LIMITED FOAM TYPE PRODUCT **</b>	
		PS87 or similar	UNITED STATES > Fila Chemicals USA, Corp.10800 N.W. 21st Street #170 Miami, FL 33172 USA Tel. +1-305-513-0708 email filausa@filasolutions.com
		FILACLEANER or similar	UNITED STATES > Fila Chemicals USA, Corp.10800 N.W. 21st Street #170 Miami, FL 33172 USA Tel. +1-305-513-0708 email filausa@filasolutions.com
		Ammonium	Universal
RESIDUAL RINGS of organic nature	Saline solution	Sodium hypochloride (bleach for white laundry)	Universal
Silicone oils Machine Oil Resins and glazes Coal and natural rubber Encres et feutres		FILASOLV or similar	UNITED STATES > Fila Chemicals USA, Corp.10800 N.W. 21st Street #170 Miami, FL 33172 USA Tel. +1-305-513-0708 email filausa@filasolutions.com
		Aceton	Universal
		NITRO - THINNER	Universal
		TURPENTINE	Universal
		TRICHLOROETHYLENE	Universal
Tire		CIF AMMONIACAL	Universal
		HAND CLEANSER	Universal
Silicone and chewin-gum		Ice+scraper	

N.B. When using the above products, the instructions on the package should be followed.

\* **Detergent with an acid base:** a detergent with an acid basis, specifically recommended after bath floor or wall installation, for the decalcifcant cleaning and the regular maintenance.

\*\* **Limited foam type product:** a limited foam type product degreasing and general cleaning, suitable for all types of stains but especially for remove of vegetable and animals fats.

# Cleaning information

## for porcelain pavers installed over concrete

### C) EXTRAORDINARY CLEANING

In the case of particular and/or particularly stubborn stains, we recommend using specific detergents as those indicated in chart here under reported. It should furthermore not be forgotten that the removal of any type of stain is easier when the stain is still fresh. It is always important to test the detergents on a small area before applying to the entire surface, particularly in the case of porcelain stoneware with a lapped or polished finish.

### D) FLOOR DEEP CLEANING RECCOMANDATIONS TO BE USED IN CASE OF GROUT RESIDUES LEFT ON TILE/PAVERS SURFACE

1. Preliminary Cleaning Procedure: To begin with, it is important to clean the floor with a traditional detergent (Some examples of suitable detergents you can consider are Deterdek from Fila, Keranet from Mapei) and rinse thoroughly in order to remove any dirt that is present on the tile/pavers aside from the grout left on them. This should be done carefully by following these steps:

- I. Clean the floor with water to remove dust and residues
- II. Apply an abundant quantity of detergent (such as the one pictured below) to clean the floor, following instructions provided on the detergent's bottle and making sure that, during the entire cleaning process, the detergent does not get in contact with grass or water of nearby swimming pools (if any)
- III. Brush strongly to remove the dirt (using a scotch-brite, ideally a motor-brush with scotch brite for big surfaces)
- IV. Rinse well with running water (it is recommend to use a vacuum cleaner to avoid burning the grass)
- V. Once well rinsed, dry the surface

2. Acidic Cleaning Procedure: Perform the acid cleaning procedure as indicated in the guide provided in the link above, hereunder summarized:

- I. Apply a professional acidic cleaner for grout haze on the floor. Some examples of suitable acidic cleaners you can consider are DETERDEK from Fila, KERANET from Mapei, or professional acidic cleaners like the one pictured below:
- II. Apply an abundant quantity of acidic cleaner on the entire floor, following instructions provided on the cleaner's bottle (for a better result, do not dilute with water), and making sure that, during the entire cleaning process, the cleaner (since it is an acid-based cleaner) does not get in contact with grass or water of nearby swimming pools (if any).
- III. Once applied, leave the product on the floor for about 20-30 minutes.
- IV. Brush strongly to remove the dirt (using a scotch brite, ideally a motor-brush with scotch brite for big surfaces). It is very important to apply a strong and prolonged mechanical action (tile by tile) on the floor while brushing. Please note that cleaning without a strong mechanical action (e.g. cleaning using a simple mop) is going to be useless and ineffective.
- V. Rinse the floor, making sure everything is absorbed, so that nothing will get in contact with grass or swimming pool water
- VI. Repeat everything from point "2.I" as many times as necessary to achieve the desired result
- VII. Dry the floor's surface

### E) ADDITIONAL NOTES & RECCOMANDATIONS

1. Please note that if the grouting was done well before the time of attempted cleaning, the grout residue left on the tile surface would have had time to settle and mature. In this case:

- It is particularly important, during the acid cleaning process, to let the acid settle in on the floor for a few minutes before brushing, so that the acid can soften the grout.
- It is also crucial to brush the tiles using the right tools and to apply on the floor a strong and prolonged mechanical action (tile by tile).
- It is very likely that a single deep acid cleaning will not be sufficient. In this case, it will be necessary to repeat the operation several times in order to eliminate all the grout residues. Keep in mind that the grout residue might not be immediately visible when the floor is clean, but can only be seen when the grout gets dirty. Therefore, even if the floor may appear clean after the first deep cleaning process, it could still have grout residue left on the surface of tile/pavers, that will get visible once they'll get dirty again. If that is the case, it will be necessary to repeat the deep cleaning procedure more than once until reaching a satisfactory result.

2. While performing the deep cleaning process, please be aware of any surrounding grass (making sure that the acid cleaner does not get in contact with it).

3. In case a deep cleaning is needed around a pool, make sure that during the entire cleaning process the acid cleaner does not get in contact with the water of the swimming pool.

4. Never use sealers of any kind on the surface of the porcelain tiles and pavers. Sealers are unnecessary and, furthermore, sealing will change the D.C.O.F. (Dynamic Co-efficient of Friction) of the pavers, resulting in a surface that will become more slippery. Furthermore, since Porcelain has such a low absorption rate, the sealer will unlikely stick and will most likely come off over time.

5. Bright colored products, in particular white and extra-white tiles, are very delicate and, although for all intent and purpose are hygienically clean, However, they can get dirty more easily than darker tiles. It is therefore necessary to remember that these particular products require careful regular maintenance.

### WARNINGS

The above suggestions are a result of research, laboratory tests and several years' experience. However, the cleaning features of the materials may vary significantly according to the different installation methods, conditions of use, types of surface and destination. As a general rule, the higher the anti-slip values of the tiles are, the greater cleaning inconveniences may arise. The professional operator in charge of maintenance and cleaning shall always check the surface condition before proceeding with any cleaning and/or maintenance operation (we would suggest to test some tiles before installation). Landmark Ceramics declines any liability with reference to cleaning and maintenance operations in case of heavy conditions of use (such as mechanical workshop or spaces presenting oily residues or tire marks), bad installation work or wrong cleaning operations. It is agreed that Landmark Ceramics shall not be liable for any event, damage or defect due to wrong installation of the tiles, faulty cleaning and maintenance operations or inadequate choice of the type of material to be laid or of the adhesives used in a certain destination of use.

### PORCELAIN PAVERS: ADDITIONAL RECOMMENDATIONS FOR THE INSTALLATION, ORDINARY CLEANING AND MAINTENANCE.

Landmark Ceramics recommends carrying out the procedures for the ordinary cleaning of Frontier20 floor surfaces using water and commercially available neutral detergents: the inclination of the surface and the space between adjacent slabs for dry-system installation favor the natural flow of water. However, it is important to take into consideration that any type of floor surface is subject to the surface tension effect of liquids: it is the same property of water that gives the tendency to transform into spherical droplets and which cause the curved top surface of a glass full of water. The surface tension can obstacle the complete drainage of water and cause a temporary stagnation of liquid on the slab edges. In order to avoid this problem, Landmark Ceramics recommends ensuring adequate inclination of the surface during installation so as to encourage the flow of water between adjacent slabs. Please remember in any case that, in view of the distinctive advantages of porcelain stoneware, Frontier20 absorbs practically no water, which makes it highly frost-proof. This may lead to localized water pooling, mainly on the edges of the pavers, independently of the manner and quality of the laying. Laying is also recommended with a minimum gap of 4 mm (5/32"). Should liquid deposit on the surface, it is recommended to push it towards grout lines using a brush or remove it with a wet and dry vacuum cleaner.

## PERFORMANCE COMPARISON PORCELAIN PAVERS VS. COMPETITOR OUTDOOR PAVING MATERIALS

FEATURES	LANDMARK FRONTIER20 PORCELAIN PAVERS	WOOD PAVERS	CLAY BRICK	CIP (CAST IN PLACE) CONCRETE	CONCRETE PAVERS	NATURAL STONE
Stainable	No	Yes	Yes (Highly)	Yes	Yes	Yes (Highly)
Freeze Thaw Proof	Yes	No	No	No	No	No
Salt Resistant	Yes	No	Salt Will Degrade	No	No	No
Acid Resistant	Yes	No	Acid Will Burn	No	No	No
Scratch Resistant	Highly	No	Somewhat	No	No	No
Moisture Absorption	< 0,5%	Highly Varried	5%	5%	5-10%	≥ 5%
Easy To Repair	Yes	Yes	No	Can Not	No	No
Uv Resistant	Unaffected	No	Yes	If Sealed	Yes/No	Unaffected
Needs Sealed	Never	Yes	Recommended	Recommended	Recommended	Recommended
Pressure Washer Safe	> 1500 PSI	No	Not Recommended	> 1500 PSI	No	No
Environmentally Friendly	Facility 98% Green	Many Exotic Rainforest Species	No	Large Carbon Foot Print	Possible Fly Ash Content	Mined Or Imported
Recycled Content	5% In Each Paver	No	Not Possible	Not Possible	If Possible Less Than 5%	Not Possible

## PORCELAIN PAVER PERFORMANCE DATA (20 MM)

PHYSICAL PROPERTIES	TEST ASTM	NORTH AMERICAN STANDARD A137.3*	RESULTS
Water absorption *	C373	≤ 0.5%	COMPLY WITH ANSI A137.3
DCOF Average dynamic coefficient of friction **	ANSI A.326.3	As reported	EW - Exterior, Wet
	EN 16165 (EX DIN 51097)	-	A+B+C
Skid Resistance	EN 16165 (EX DIN 51130)		R11
	Resistance to freeze/thaw cycling *	C1026	As reported
Resistance to thermal shock	C484	As reported	RESISTANT
Warpage (edge)	C485	Warpage ± 0.4% or ± 0.05 in	COMPLY WITH ANSI A137.3
Warpage (diagonal)	C485	Warpage ± 0.4% or ± 0.07 in	COMPLY WITH ANSI A137.3
Wedging	C502	± 0.25% or ± 0.03 in	COMPLY WITH ANSI A137.3
Chemical resistance	C650	As reported	UNAFFECTED
Resistance to stain	C1378	As reported	UNAFFECTED
Thickness	C499	Range: 0.04 in	COMPLY WITH ANSI A137.3
Breaking strength	C1050	2000 lbf	COMPLY WITH ANSI A137.3
Module of Ropture	C1050	5000 psi	COMPLY WITH ANSI A137.3

\* Average values referred to our production and related to the matt finish of the product.

\*\* As far as values relating to the matt finish of the product and to tests carried out by certified external laboratories whose results are available upon request at Headoffice, we are willing to check the lot you are interested in purchasing.

- Be sure to use pavers belonging to the same caliber.

- Test results are available on request.

- The information provided can be subject to change. Please refer to one of our websites (lucasa.com or outdoor.landmarkceramics.com) for the latest, most accurate and up-to-date information.

### WARNINGS.

- Outdoor pavings installed unglued above the ground level are subject to the action of the wind, with the risk, in some cases, of becoming airborne. The manufacturer recommends to require the assistance of a qualified professional in order to check the suitability of the installation system above the ground adopted, in accordance with the local laws and regulations and the conditions of use. Failure to do so could result in serious injury or property damage.
- If the application of the 20 mm slabs requires the ceramic product used in structural installations, the project engineer and/or customer must carefully assess the project requirements with regard to the technical specifications of the slabs. To prevent the risk of damage or injury, the manufacturer recommends: with regard to a raised floor installation a ceramic slab may fracture on impact if a heavy object falls on it from any significant height. therefore the manufacturer recommends to check the specific intended use before starting the installation and to follow table for raised installation provided below. in certain conditions, reinforcing must be applied on the back of the slabs (double fiberglass mesh) supplied and applied by the manufacturer; with reference to any dry installation system of flooring above the ground level, the manufacturer recommends to comply with local regulations and conditions of use with regard to wind-load, loadbearing, seismic events, etc. Failure to comply with these recommendations may lead to improper use of the product and could cause serious damage or injury. Failure to adhere to the manufacturer's instructions for installation of slabs on raised pedestal systems may result in serious injury.
- For further information and recommendations concerning the installation systems please refer to outdoor.landmarkceramics.com website.





**Landmark Ceramics - UST, Inc.**

1427 N. Main Street  
Mount Pleasant, TN 38474

---

Tel. 931.325.5700

[lcusa.com](http://lcusa.com)

LEARN MORE ABOUT

