























IN&OUT Solutions


















2025
EDITION

 **LANDMARK**
CERAMICS



INDEX

BLUESTONE LOOK	BLUESTONE		Blue Select	page 2
			Thermal Blue Select	page 4
			Full Color	page 6
LIMESTONE LOOK	FRAME		International White	page 8
			Minimalist Greige	page 10
SLATE LOOK	ESSENCE		Montauk White	page 12
			Montauk Grey	page 14
			Montauk Black	page 16
			California Gold	page 18
			Rustic Gold	page 20
			Mariposa Slate	page 22
TRAVERTINE LOOK			Cross Cut Pearl	page 24
			Cross Cut Beige	page 26
			Vein Cut Grey	page 28
			Vein Cut Beige	page 30
			Cross Cut Scabas	page 32
			Cross Cut Philadelphia	page 34
			Cross Cut Country Classic	page 36
TERRAZZO LOOK	ELITE		Diamond White	page 38
			Fashion Grey	page 40

CONCRETE LOOK	MADE IN		Freedom White	page 42
			Passion Silver	page 44
	ATTITUDE		Simply Grey	page 46
QUARTZ LOOK	EXPLORE		Arctic White	page 48
			African Beige	page 50
			Star Grey	page 52
STONE LOOK	MASTERPLAN		White Avenue	page 54
			Cosmopolitan Ash	page 56
			Artistic Beige	page 58
			Fashion Black	page 60
			Natural Ivory	page 62
	JOURNEY		Modern Grey	page 64
MARBLE LOOK	INFINITY		Sky	page 66
			Desert	page 68
			Absolute	page 70
			Cosmos	page 72
	CHARME EVO		Michelangelo Extra White	page 74

Bluestone

BLUESTONE LOOK



PROJECT
INDOOR FLOOR DESIGN
Bluestone Blue Select - 24"x48"
Bluestone Blue Select Mosaic D - 12"x10"
WALL DESIGN
Bluestone Blue Select Mosaic D - 12"x10"
FIREPLACE DESIGN
Charme Charme Evo Cote Azure Deluxe - 24"x24"
Bluestone Blue Select - 12"x24"

COLORED BODY PORCELAIN TILES, MOSAICS & VENEERS - Rectified Monocaliber

BLUE SELECT



Available sizes



24"x48"
MATT
± 0.35" / 9 mm



12"x24"
MATT
± 0.35"



12"x12"
MATT
MOSAIC A
± 0.35"



12"x10"
MATT
MOSAIC D
± 0.35"



6"x24"
VENEER
PRO LEDGESTONE
± 0.35"

Color shading



FRONTIER20

COORDINATED PORCELAIN PAVERS

AMERICANSTONE ★

BLUESTONE BLUE SELECT



Available sizes



24"x48"
± 0.8" / 20 mm



12"x48"
± 0.8"



24"x36" ♦
± 0.8"



24"x24"
± 0.8"



12"x24"
± 0.8"



12"x12"
± 0.8"

♦ NOTE: 24"x36" is sold as mix (24"x36" + 12"x24") along with 12"x24".
The two sizes are palletized on the same pallet and sold together.

Color shading



The color of tiles printed in this catalog may differ from actual tiles. Tile color reproductions in this catalog are representative only. Slight tone and shade variations are inherent in porcelain tiles. Before selecting a color, we recommend that you contact your local representative, who will provide you with a sample piece of the requested tile.

This porcelain tile product is manufactured with a V2 shade variation. Remember that the amount of color as well as the texture of each piece may vary from tile to tile. Inspect the product immediately upon delivery and select tiles from many boxes during installation to minimize and blend any possible color difference.

Bluestone

BLUESTONE LOOK



PROJECT
INDOOR FLOOR DESIGN
Bluestone Thermal Blue Select - 24"x48"
Bluestone Thermal Blue Select Mosaic D - 12"x10"
WALL DESIGN
Veneer World Pro Ledgestone Ridge Black - 6"x24"
OUTDOOR FLOOR DESIGN
Frontier20 Thermal Bluestone Full Color - 12"x24"
Frontier20 Thermal Bluestone Full Color - 24"x24"

COLORED BODY PORCELAIN TILES, MOSAICS & VENEERS - Rectified Monocaliber

THERMAL BLUE SELECT



Available sizes



24"x48"
MATT
± 0.35" / 9 mm



12"x24"
MATT
± 0.35"



12"x12"
MATT
MOSAIC A
± 0.35"



12"x10"
MATT
MOSAIC D
± 0.35"

Color shading




FRONTIER20

COORDINATED PORCELAIN PAVERS

AMERICANSTONE ★

THERMAL BLUESTONE BLUE SELECT



Available sizes



24"x36" ♦
± 0.8" / 20 mm



24"x24"
± 0.8"



12"x24"
± 0.8"



12"x12"
± 0.8"

♦ NOTE: 24"x36" is sold as mix (24"x36" + 12"x24") along with 12"x24".
The two sizes are palletized on the same pallet and sold together.

Color shading



The color of tiles printed in this catalog may differ from actual tiles. Tile color reproductions in this catalog are representative only. Slight tone and shade variations are inherent in porcelain tiles. Before selecting a color, we recommend that you contact your local representative, who will provide you with a sample piece of the requested tile.

This porcelain tile product is manufactured with a V2 shade variation. Remember that the amount of color as well as the texture of each piece may vary from tile to tile. Inspect the product immediately upon delivery and select tiles from many boxes during installation to minimize and blend any possible color difference.

Bluestone

BLUESTONE LOOK



PROJECT
INDOOR FLOOR DESIGN
Bluestone Full Color - 12"x24"
Bluestone Full Color Mosaic A - 12"x12"
WALL DESIGN
Veneer World Pro Ledgestone Bluestone Full Color - 6"x24"

COLORED BODY PORCELAIN TILES, MOSAICS & VENEERS - Rectified Monocaliber

FULL COLOR



Available sizes



12"x24"
MATT
± 0.35" / 9 mm



12"x12"
MATT
MOSAIC A
± 0.35"



12"x10"
MATT
MOSAIC D
± 0.35"



6"x24"
VENEER
PRO LEDGESTONE
± 0.35"

Color shading



V3

FRONTIER20

COORDINATED PORCELAIN PAVERS

BLUESTONE FULL COLOR

AMERICANSTONE ★




Available sizes



24"x48"
± 0.8" / 20 mm



12"x48"
± 0.8"



24"x36" ♦
± 0.8"



24"x24"
± 0.8"



12"x24"
± 0.8"



12"x12"
± 0.8"

♦ NOTE: 24"x36" is sold as mix (24"x36" + 12"x24") along with 12"x24".
The two sizes are palletized on the same pallet and sold together.

Color shading



V4

The color of tiles printed in this catalog may differ from actual tiles. Tile color reproductions in this catalog are representative only. Slight tone and shade variations are inherent in porcelain tiles. Before selecting a color, we recommend that you contact your local representative, who will provide you with a sample piece of the requested tile.

This porcelain tile product is manufactured with a V3/V4 shade variation. Remember that the amount of color as well as the texture of each piece may vary from tile to tile. Inspect the product immediately upon delivery and select tiles from many boxes during installation to minimize and blend any possible color difference.



PROJECT
OUTDOOR FLOOR DESIGN
Frontier20 International White - 24"x24"
INDOOR FLOOR DESIGN
Frame International White - 24"x48"
WALL DESIGN
Frame International White - 24"x48"
Frame Hexagon Multicolor Light Mosaic D - 12"x10"
Veneer World Urban Ledgestone Explore Volcanic Black - 6"x24"

COLORED BODY PORCELAIN TILES, MOSAICS & VENEERS - Rectified Monocaliber

INTERNATIONAL WHITE



Available sizes



24" x 48"
MATT
± 0.35" / 9 mm



12" x 24"
MATT
± 0.35"



12" x 12"
MATT
MOSAIC A
± 0.35"

Color shading




V2

FRONTIER20

COORDINATED PORCELAIN PAVERS

INTERNATIONAL WHITE



Available size



24" x 24"
± 0.8" / 20 mm

Color shading



V2

The color of tiles printed in this catalog may differ from actual tiles. Tile color reproductions in this catalog are representative only. Slight tone and shade variations are inherent in porcelain tiles. Before selecting a color, we recommend that you contact your local representative, who will provide you with a sample piece of the requested tile.

This porcelain tile product is manufactured with a V2 shade variation. Remember that the amount of color as well as the texture of each piece may vary from tile to tile. Inspect the product immediately upon delivery and select tiles from many boxes during installation to minimize and blend any possible color difference.



PROJECT
OUTDOOR FLOOR DESIGN
Frontier20 Minimalist Greige - 24"x24"
INDOOR FLOOR DESIGN
Frame Minimalist Greige - 24"x48"
Frame Hexagon Multicolor Light Mosaic D - 12"x10"
WALL DESIGN
Frame Minimalist Greige - 24"x48"
Frame Rationalist Dark - 12"x24"

COLORED BODY PORCELAIN TILES, MOSAICS & VENEERS - Rectified Monocaliber

MINIMALIST GREIGE



Available sizes



24"x48"
MATT
± 0.35" / 9 mm



12"x24"
MATT
± 0.35"



12"x12"
MATT
MOSAIC A
± 0.35"

Color shading




V2

FRONTIER20

COORDINATED PORCELAIN PAVERS

MINIMALIST GREIGE



Available size



24"x24"
± 0.8" / 20 mm

Color shading



V2

The color of tiles printed in this catalog may differ from actual tiles. Tile color reproductions in this catalog are representative only. Slight tone and shade variations are inherent in porcelain tiles. Before selecting a color, we recommend that you contact your local representative, who will provide you with a sample piece of the requested tile.

This porcelain tile product is manufactured with a V2 shade variation. Remember that the amount of color as well as the texture of each piece may vary from tile to tile. Inspect the product immediately upon delivery and select tiles from many boxes during installation to minimize and blend any possible color difference.



PROJECT
INDOOR FLOOR DESIGN
Essence Refined Montauk White - 12"x24" - 24"x48"
OUTDOOR FLOOR DESIGN
Essence Refined Montauk White Grip - 12"x24"
WALL DESIGN
Veneer World Pro Ledgestone Ridge Beige - 6"x24"
Veneer World Atelier Combed Montauk White - 12"x24"

COLORED BODY PORCELAIN TILES, MOSAICS & VENEERS - Rectified Monocaliber

MONTAUK WHITE



Available sizes

24"x48"
MATT
± 0.35" / 9 mm

12"x24"
MATT
± 0.35"

12"x24"
GRIP
± 0.35"

3"x12"
MATT
± 0.35"

12"x12"
MATT
MOSAIC A
± 0.35"

12"x10"
MATT
MOSAIC D
± 0.35"

8"x10"
MATT + COMBED
MOSAIC CHEVRON 3D
± 0.35"

12"x24"
VENEER
ATELIER COMBED
± 0.35"

Color shading

V2

FRONTIER20

COORDINATED PORCELAIN PAVERS

MONTAUK WHITE



Available sizes

24"x48"
± 0.8" / 20 mm

12"x48"
± 0.8"

24"x36" ♦
± 0.8"

24"x24"
± 0.8"

12"x24"
± 0.8"

12"x12"
± 0.8"

24"x48"
± 0.8" / 20 mm

12"x48"
± 0.8"

24"x36" ♦
± 0.8"

24"x24"
± 0.8"

12"x24"
± 0.8"

12"x12"
± 0.8"

Color shading

V2

♦ NOTE: 24"x36" is sold as mix (24"x36" + 12"x24") along with 12"x24".
The two sizes are palletized on the same pallet and sold together.

The color of tiles printed in this catalog may differ from actual tiles. Tile color reproductions in this catalog are representative only. Slight tone and shade variations are inherent in porcelain tiles. Before selecting a color, we recommend that you contact your local representative, who will provide you with a sample piece of the requested tile.

This porcelain tile product is manufactured with a V2 shade variation. Remember that the amount of color as well as the texture of each piece may vary from tile to tile. Inspect the product immediately upon delivery and select tiles from many boxes during installation to minimize and blend any possible color difference.



PROJECT
OUTDOOR FLOOR DESIGN
Frontier20 Montauk White - 24"x48"
Frontier20 Montauk White Trim Pieces
FLOWER BEDS DESIGN
Veneer World Pro Ledgestone Ridge White - 6"x24"

COLORED BODY PORCELAIN TILES, MOSAICS & VENEERS - Rectified Monocaliber

MONTAUK GREY



Available sizes

24"x48"
MATT
± 0.35" / 9 mm

12"x24"
MATT
± 0.35"

3"x12"
MATT
± 0.35"

12"x24"
VENEER
ATELIER COMBED
± 0.35"

24"x48"
GRIP
± 0.35"

12"x12"
MATT
MOSAIC A
± 0.35"

12"x10"
MATT
MOSAIC D
± 0.35"

8"x10"
MATT + COMBED
MOSAIC CHEVRON 3D
± 0.35"

Color shading

V2

FRONTIER20

COORDINATED PORCELAIN PAVERS

MONTAUK GREY



Available sizes

24"x48"
± 0.8" / 20 mm

12"x48"
± 0.8"

24"x36" ♦
± 0.8"

24"x24"
± 0.8"

12"x24"
± 0.8"

12"x12"
± 0.8"

♦ NOTE: 24"x36" is sold as mix (24"x36" + 12"x24") along with 12"x24".
The two sizes are palletized on the same pallet and sold together.

AMERICANSTONE ★

Color shading

V2

The color of tiles printed in this catalog may differ from actual tiles. Tile color reproductions in this catalog are representative only. Slight tone and shade variations are inherent in porcelain tiles. Before selecting a color, we recommend that you contact your local representative, who will provide you with a sample piece of the requested tile.

This porcelain tile product is manufactured with a V2 shade variation. Remember that the amount of color as well as the texture of each piece may vary from tile to tile. Inspect the product immediately upon delivery and select tiles from many boxes during installation to minimize and blend any possible color difference.





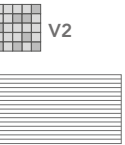






PROJECT
OUTDOOR FLOOR DESIGN
Frontier20 Montauk Grey - 12"x12" - 24"x48"
Frontier20 Montauk Black - 24"x48" - 12"x48" - 12"x24" - 12"x12"
Frontier20 Montauk Grey Trim Pieces
WALL DESIGN
Veneer World Atelier Combed Essence Montauk Grey - 12"x24"
Veneer World Atelier Combed Essence Montauk Black - 12"x24"
Veneer World Pro Ledgestone Ridge Grey - 6"x24"
FIREPIT DESIGN
Veneer World Pro Ledgestone Ridge Grey - 6"x24"

COLORED BODY PORCELAIN TILES, MOSAICS & VENEERS - Rectified Monocaliber

MONTAUK BLACK







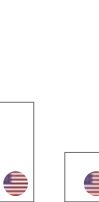


Available sizes				Color shading
				
24"x48" MATT ± 0.35" / 9 mm	12"x24" MATT ± 0.35"	12"x24" GRIP ± 0.35"	3"x12" MATT ± 0.35"	12"x24" VENEER ATELIER COMBED ± 0.35"
				
24"x48" GRIP ± 0.35"	12"x12" MATT MOAIC A ± 0.35"	12"x10" MATT MOAIC D ± 0.35"	8"x10" MATT + COMBED MOAIC CHEVRON 3D ± 0.35"	

FRONTIER20

COORDINATED PORCELAIN PAVERS

MONTAUK BLACK



Available sizes						Color shading
						
24"x48" ± 0.8" / 20 mm	12"x48" ± 0.8"	24"x36" ♦ ± 0.8"	24"x24" ± 0.8"	12"x24" ± 0.8"	12"x12" ± 0.8"	

♦ NOTE: 24"x36" is sold as mix (24"x36" + 12"x24") along with 12"x24".
The two sizes are palletized on the same pallet and sold together.

The color of tiles printed in this catalog may differ from actual tiles. Tile color reproductions in this catalog are representative only. Slight tone and shade variations are inherent in porcelain tiles. Before selecting a color, we recommend that you contact your local representative, who will provide you with a sample piece of the requested tile.

This porcelain tile product is manufactured with a V2 shade variation. Remember that the amount of color as well as the texture of each piece may vary from tile to tile. Inspect the product immediately upon delivery and select tiles from many boxes during installation to minimize and blend any possible color difference.



PROJECT
INDOOR FLOOR DESIGN
Essence Vibrant California Gold - 12"x24"
OUTDOOR FLOOR DESIGN
Frontier20 California Gold - 24"x24"
INDOOR WALL DESIGN
Essence Vibrant California Gold - 3"x12"
OUTDOOR WALL DESIGN
Veneer World Pro LedgeStone Canyon Summer - 6"x24"

COLORED BODY PORCELAIN TILES, MOSAICS & VENEERS - Rectified Monocaliber

CALIFORNIA GOLD



Available sizes



12"x24"
MATT
± 0.35" / 9 mm



3"x12"
MATT
± 0.35"



12"x12"
MATT
MOSAIC A
± 0.35"



12"x12"
MATT
MOSAIC H
± 0.35"

Color shading



V4

FRONTIER20

COORDINATED PORCELAIN PAVERS

CALIFORNIA GOLD



Available sizes



24"x24"
± 0.8" / 20 mm



12"x24"
± 0.8"



12"x12"
± 0.8"

AMERICANSTONE ★

Color shading



V4

The color of tiles printed in this catalog may differ from actual tiles. Tile color reproductions in this catalog are representative only. Slight tone and shade variations are inherent in porcelain tiles. Before selecting a color, we recommend that you contact your local representative, who will provide you with a sample piece of the requested tile.


This porcelain tile product is manufactured with a V4 shade variation. Remember that the amount of color as well as the texture of each piece may vary from tile to tile. Inspect the product immediately upon delivery and select tiles from many boxes during installation to minimize and blend any possible color difference.








PROJECT
INDOOR FLOOR DESIGN
Essence Vibrant Rustic Gold - 12"x24"
Essence Vibrant Rustic Gold Mosaic A - 12"x12"
OUTDOOR FLOOR DESIGN
Frontier20 Rustic Gold - 24"x24" - 12"x24" - 12"x12"

COLORED BODY PORCELAIN TILES, MOSAICS & VENEERS - Rectified Monocaliber

RUSTIC GOLD




Available sizes	
 12"x24" MATT ± 0.35" / 9 mm	 3"x12" MATT ± 0.35"
 12"x12" MATT MOSAIC A ± 0.35"	 12"x12" MATT MOSAIC H ± 0.35"




Color shading
 V4

FRONTIER20

COORDINATED PORCELAIN PAVERS

RUSTIC GOLD



Available sizes		
 24"x24" ± 0.8" / 20 mm	 12"x24" ± 0.8"	 12"x12" ± 0.8"

AMERICANSTONE ★
Color shading
 V4

The color of tiles printed in this catalog may differ from actual tiles. Tile color reproductions in this catalog are representative only. Slight tone and shade variations are inherent in porcelain tiles. Before selecting a color, we recommend that you contact your local representative, who will provide you with a sample piece of the requested tile.

This porcelain tile product is manufactured with a V4 shade variation. Remember that the amount of color as well as the texture of each piece may vary from tile to tile. Inspect the product immediately upon delivery and select tiles from many boxes during installation to minimize and blend any possible color difference.



PROJECT
FLOOR DESIGN
Essence Vibrant Mariposa Slate - 12"x24"
OUTDOOR FLOOR DESIGN
Frontier20 Mariposa Slate - 24"x24"
WALL DESIGN
Essence Vibrant Mariposa Slate Mosaic H - 12"x12"

COLORED BODY PORCELAIN TILES, MOSAICS & VENEERS - Rectified Monocaliber

MARIPOSA SLATE



Available sizes



12"x24"
MATT
± 0.35" / 9 mm



3"x12"
MATT
± 0.35"



12"x12"
MATT
MOSAIC A
± 0.35"



12"x12"
MATT
MOSAIC H
± 0.35"

Color shading




V4

FRONTIER20

COORDINATED PORCELAIN PAVERS

MARIPOSA SLATE



Available size



24"x24"
± 0.8" / 20 mm

AMERICANSTONE ★

Color shading



V4

The color of tiles printed in this catalog may differ from actual tiles. Tile color reproductions in this catalog are representative only. Slight tone and shade variations are inherent in porcelain tiles. Before selecting a color, we recommend that you contact your local representative, who will provide you with a sample piece of the requested tile.

This porcelain tile product is manufactured with a V4 shade variation. Remember that the amount of color as well as the texture of each piece may vary from tile to tile. Inspect the product immediately upon delivery and select tiles from many boxes during installation to minimize and blend any possible color difference.



PROJECT
INDOOR FLOOR DESIGN
Trail Cross Cut Pearl - 24"x48"
OUTDOOR FLOOR DESIGN
Frontier 20 Travertine Select Cross Cut Pearl - 24"x24"

COLORED BODY PORCELAIN TILES, MOSAICS & VENEERS - Rectified Monocaliber

CROSS CUT PEARL

NEW 2025

Available sizes

24" x 48"
MATT
± 0.35" / 9 mm

12" x 24"
MATT
± 0.35"

24" x 48"
GRIP
± 0.35"

2" x 3"

12" x 12"
MATT
MOSAIC B
± 0.35"

2.8" x 1.3"

12" x 12"
MATT
MOSAIC J
± 0.35"

Color shading

V2

FRONTIER20

COORDINATED PORCELAIN PAVERS

AMERICANSTONE ★

TRAVERTINE SELECT CROSS CUT PEARL

NEW 2025

Available size

24" x 24"
± 0.8" / 20 mm

Color shading

V2

The color of tiles printed in this catalog may differ from actual tiles. Tile color reproductions in this catalog are representative only. Slight tone and shade variations are inherent in porcelain tiles. Before selecting a color, we recommend that you contact your local representative, who will provide you with a sample piece of the requested tile.

This porcelain tile product is manufactured with a V2 shade variation. Remember that the amount of color as well as the texture of each piece may vary from tile to tile. Inspect the product immediately upon delivery and select tiles from many boxes during installation to minimize and blend any possible color difference.



PROJECT

OUTDOOR FLOOR DESIGN

Frontier 20 Travertine Select Cross Cut Beige - 24"x24"

Trail Cross Cut Beige Grip - 24"x48"

COLORED BODY PORCELAIN TILES, MOSAICS & VENEERS - Rectified Monocaliber

CROSS CUT BEIGE



Available sizes

24"x48"

MATT

± 0.35" / 9 mm

12"x24"

MATT

± 0.35"

24"x48"

GRIP

± 0.35"

12"x12"

MATT

MOSAIC B

± 0.35"

12"x12"

MATT

MOSAIC J

± 0.35"

Color shading

V2

FRONTIER20

COORDINATED PORCELAIN PAVERS

AMERICANSTONE ★

TRAVERTINE SELECT CROSS CUT BEIGE



Available size

24"x24"

± 0.8" / 20 mm

Color shading

V2

The color of tiles printed in this catalog may differ from actual tiles. Tile color reproductions in this catalog are representative only. Slight tone and shade variations are inherent in porcelain tiles. Before selecting a color, we recommend that you contact your local representative, who will provide you with a sample piece of the requested tile.

This porcelain tile product is manufactured with a V2 shade variation. Remember that the amount of color as well as the texture of each piece may vary from tile to tile. Inspect the product immediately upon delivery and select tiles from many boxes during installation to minimize and blend any possible color difference.



PROJECT
FLOOR DESIGN
Trail Vein Cut Grey - 24"x48"
Trail Vein Cut Grey Herringbone - 12"x10"
WALL DESIGN
Trail Cross Cut Grey - 24"x48"
Veneer World Atelier Bamboo Vein Cut Grey - 12"x24"
DESK DESIGN
Trail Vein Cut Grey - 24"x48"
PLANTER BOX - BENCHES
Trail Cross Cut Grey - 24"x48"

COLORED BODY PORCELAIN TILES, MOSAICS & VENEERS - Rectified Monocaliber

VEIN CUT GREY

NEW 2025

Available sizes

24"x48"
MATT
± 0.35" / 9 mm

12"x24"
MATT
± 0.35"

12"x24"
VENEER
ATELIER BAMBOO
± 0.35"

12"x12"
MATT
MOSAIC B
± 0.35"

12"x10"
MATT
HERRINGBONE
± 0.35"

Color shading

V2

FRONTIER20

COORDINATED PORCELAIN PAVERS

TRAVERTINE VEIN CUT GREY

NEW 2025

Available size

24"x48"
± 0.8" / 20 mm

Color shading

V2

The color of tiles printed in this catalog may differ from actual tiles. Tile color reproductions in this catalog are representative only. Slight tone and shade variations are inherent in porcelain tiles. Before selecting a color, we recommend that you contact your local representative, who will provide you with a sample piece of the requested tile.

This porcelain tile product is manufactured with a V2 shade variation. Remember that the amount of color as well as the texture of each piece may vary from tile to tile. Inspect the product immediately upon delivery and select tiles from many boxes during installation to minimize and blend any possible color difference.



PROJECT
OUTDOOR FLOOR DESIGN
Frontier 20 Travertine Vein Cut Beige - 24"x48"
OUTDOOR WALL DESIGN
Veneer World Pro LedgeStone Ridge Grey - 6"x24"
Trail Vein Cut Beige - 24"x48"
PLANTER BOX
Frontier 20 Travertine Vein Cut Beige - 24"x48"

COLORED BODY PORCELAIN TILES, MOSAICS & VENEERS - Rectified Monocaliber

VEIN CUT BEIGE

NEW 2025

Available sizes

24"x48"

MATT

± 0.35" / 9 mm

12"x24"

MATT

± 0.35"

12"x24"

GRIP

± 0.35"

12"x24"

VENEER

ATELIER BAMBOO

± 0.35"

12"x12"

MATT

MOSAIC B

± 0.35"

12"x10"

MATT

HERRINGBONE

± 0.35"

Color shading

V2

FRONTIER20

COORDINATED PORCELAIN PAVERS

TRAVERTINE VEIN CUT BEIGE

NEW 2025

Available size

24"x48"

± 0.8" / 20 mm

Color shading

V2

The color of tiles printed in this catalog may differ from actual tiles. Tile color reproductions in this catalog are representative only. Slight tone and shade variations are inherent in porcelain tiles. Before selecting a color, we recommend that you contact your local representative, who will provide you with a sample piece of the requested tile.

This porcelain tile product is manufactured with a V2 shade variation. Remember that the amount of color as well as the texture of each piece may vary from tile to tile. Inspect the product immediately upon delivery and select tiles from many boxes during installation to minimize and blend any possible color difference.



PROJECT
INDOOR FLOOR DESIGN
Trail Cross Cut Scabas - 12"x24"
OUTDOOR FLOOR DESIGN
Frontier 20 Travertine Cross Cut Scabas - 12"x12" - 12"x24" - 24"x24"
INDOOR WALL DESIGN
Trail Cross Cut Scabas Mosaic J - 12"x12"
OUTDOOR WALL DESIGN
Veneer World Pro LedgeStone Alpine Desert - 6"x24"

COLORED BODY PORCELAIN TILES, MOSAICS & VENEERS - Rectified Monocaliber

CROSS CUT SCABAS



Available sizes

12"x24"
MATT
± 0.35"

2"x3"

12"x12"
MATT
MOSAIC B
± 0.35"

2.8"x1.3"

12"x12"
MATT
MOSAIC J
± 0.35"

Color shading

V4

FRONTIER

20

COORDINATED PORCELAIN PAVERS

AMERICANSTONE ★

TRAVERTINE CROSS CUT SCABAS



Available sizes

24"x24"
± 0.8"

12"x24"
± 0.8"

12"x12"
± 0.8"

Color shading

V4

The color of tiles printed in this catalog may differ from actual tiles. Tile color reproductions in this catalog are representative only. Slight tone and shade variations are inherent in porcelain tiles. Before selecting a color, we recommend that you contact your local representative, who will provide you with a sample piece of the requested tile.

This porcelain tile product is manufactured with a V4 shade variation. Remember that the amount of color as well as the texture of each piece may vary from tile to tile. Inspect the product immediately upon delivery and select tiles from many boxes during installation to minimize and blend any possible color difference.



PROJECT
FLOOR DESIGN
Trail Cross Cut Philadelphia - 12"x24"
OUTDOOR FLOOR DESIGN
Frontier 20 Travertine Cross Cut Philadelphia - 12"x24"
WALL DESIGN
Trail Cross Cut Philadelphia Mosaic J - 12"x12"

COLORED BODY PORCELAIN TILES, MOSAICS & VENEERS - Rectified Monocaliber

CROSS CUT PHILADELPHIA



Available sizes

12"x24"
MATT
± 0.35"

2"x3"

12"x12"
MATT
MOSAIC B
± 0.35"

2.8"x1.3"

12"x12"
MATT
MOSAIC J
± 0.35"

Color shading

V4

FRONTIER20

COORDINATED PORCELAIN PAVERS

TRAVERTINE CROSS CUT PHILADELPHIA



Available sizes

24"x24"
± 0.8"

12"x24"
± 0.8"

12"x12"
± 0.8"

AMERICANSTONE ★

Color shading

V4

The color of tiles printed in this catalog may differ from actual tiles. Tile color reproductions in this catalog are representative only. Slight tone and shade variations are inherent in porcelain tiles. Before selecting a color, we recommend that you contact your local representative, who will provide you with a sample piece of the requested tile.

This porcelain tile product is manufactured with a V4 shade variation. Remember that the amount of color as well as the texture of each piece may vary from tile to tile. Inspect the product immediately upon delivery and select tiles from many boxes during installation to minimize and blend any possible color difference.



PROJECT
OUTDOOR FLOOR DESIGN
Frontier 20 Travertine Cross Cut Country Classic - 12"x12" - 12"x24" - 24"x24"
OUTDOOR WALL DESIGN
Veneer World Pro LedgeStone Ridge Beige - 6"x24"
OUTDOOR POOL DESIGN
Frontier20 Travertine Cross Cut Country Classic Trim Pieces

COLORED BODY PORCELAIN TILES, MOSAICS & VENEERS - Rectified Monocaliber

CROSS CUT COUNTRY CLASSIC



Available sizes

12"x24"
MATT
± 0.35"

2"x3"

12"x12"
MATT
MOZAIC B
± 0.35"

2.8"x1.3"

12"x12"
MATT
MOZAIC J
± 0.35"

Color shading

V4

FRONTIER20

COORDINATED PORCELAIN PAVERS

AMERICANSTONE ★

TRAVERTINE CROSS CUT COUNTRY CLASSIC



Available sizes

24"x24"
± 0.8"

12"x24"
± 0.8"

12"x12"
± 0.8"

Color shading

V4

The color of tiles printed in this catalog may differ from actual tiles. Tile color reproductions in this catalog are representative only. Slight tone and shade variations are inherent in porcelain tiles. Before selecting a color, we recommend that you contact your local representative, who will provide you with a sample piece of the requested tile.

This porcelain tile product is manufactured with a V4 shade variation. Remember that the amount of color as well as the texture of each piece may vary from tile to tile. Inspect the product immediately upon delivery and select tiles from many boxes during installation to minimize and blend any possible color difference.




PROJECT
OUTDOOR FLOOR DESIGN
Frontier20 Diamond White - 24"x24"
Frontier20 Patchwork Ash - 24"x24"
WALL DESIGN
Veneer World Urban LedgeStone White Mix - 6"x24"

COLORED BODY PORCELAIN TILES, MOSAICS & VENEERS - Rectified Monocaliber

DIAMOND WHITE



Available sizes



24" x 24"
MATT
± 0.35" / 9 mm



12" x 24"
MATT
± 0.35"

Color shading



V2

FRONTIER²⁰

COORDINATED PORCELAIN PAVERS

DIAMOND WHITE



Available size



24" x 24"
± 0.8" / 20 mm

Color shading



V2

The color of tiles printed in this catalog may differ from actual tiles. Tile color reproductions in this catalog are representative only. Slight tone and shade variations are inherent in porcelain tiles. Before selecting a color, we recommend that you contact your local representative, who will provide you with a sample piece of the requested tile.


This porcelain tile product is manufactured with a V2 shade variation. Remember that the amount of color as well as the texture of each piece may vary from tile to tile. Inspect the product immediately upon delivery and select tiles from many boxes during installation to minimize and blend any possible color difference.



PROJECT
OUTDOOR FLOOR DESIGN
Frontier20 Fashion Grey - 24"x24"
Frontier20 Patchwork White - 24"x24"
OUTDOOR WALL DESIGN
Veneer World Urban LedgeStone Ash Mix - 6"x24"
COUNTER AND BENCHES
Frontier20 Diamond White - 24"x24"

COLORED BODY PORCELAIN TILES, MOSAICS & VENEERS - Rectified Monocaliber

FASHION GREY



Available sizes



24" x 24"
MATT
± 0.35" / 9 mm



12" x 24"
MATT
± 0.35"


Color shading



FRONTIER²⁰

COORDINATED PORCELAIN PAVERS

FASHION GREY



Available size



24" x 24"
± 0.8" / 20 mm

Color shading



The color of tiles printed in this catalog may differ from actual tiles. Tile color reproductions in this catalog are representative only. Slight tone and shade variations are inherent in porcelain tiles. Before selecting a color, we recommend that you contact your local representative, who will provide you with a sample piece of the requested tile.

This porcelain tile product is manufactured with a V2 shade variation. Remember that the amount of color as well as the texture of each piece may vary from tile to tile. Inspect the product immediately upon delivery and select tiles from many boxes during installation to minimize and blend any possible color difference.




PROJECT
FLOOR DESIGN
Made.In Freedom White - 24"x48"

COLORED BODY PORCELAIN TILES, MOSAICS & VENEERS - Rectified Monocaliber


FREEDOM WHITE



Available sizes




24" x 48"
MATT
± 0.35" / 9 mm



24" x 24"
MATT
± 0.35"



12" x 24"
MATT
± 0.35"



12" x 24"
GRIP
± 0.35"



12" x 12"
MATT
MOSAIC A
± 0.35"


Color shading



FRONTIER20

COORDINATED PORCELAIN PAVERS

FREEDOM WHITE



Available size



24" x 24"
± 0.8" / 20 mm

Color shading



The color of tiles printed in this catalog may differ from actual tiles. Tile color reproductions in this catalog are representative only. Slight tone and shade variations are inherent in porcelain tiles. Before selecting a color, we recommend that you contact your local representative, who will provide you with a sample piece of the requested tile.

This porcelain tile product is manufactured with a V2 shade variation. Remember that the amount of color as well as the texture of each piece may vary from tile to tile. Inspect the product immediately upon delivery and select tiles from many boxes during installation to minimize and blend any possible color difference.



PROJECT
OUTDOOR FLOOR DESIGN
Frontier20 Passion Silver - 24"x24"
Made.In Freedom White Grip - 12"x24"
INDOOR FLOOR DESIGN
Made.In Freedom White Grip - 12"x24"

COLORED BODY PORCELAIN TILES, MOSAICS & VENEERS - Rectified Monocaliber

PASSION SILVER



Available sizes

24"x48" MATT ± 0.35" / 9 mm	24"x24" MATT ± 0.35"	12"x24" MATT ± 0.35"

|| 12"x24" GRIP ± 0.35" | 12"x12" MATT MOSAIC A ± 0.35" |


Color shading

V2

FRONTIER20

COORDINATED PORCELAIN PAVERS

PASSION SILVER



Available size

24"x24" ± 0.8" / 20 mm

Color shading

V2

The color of tiles printed in this catalog may differ from actual tiles. Tile color reproductions in this catalog are representative only. Slight tone and shade variations are inherent in porcelain tiles. Before selecting a color, we recommend that you contact your local representative, who will provide you with a sample piece of the requested tile.

This porcelain tile product is manufactured with a V2 shade variation. Remember that the amount of color as well as the texture of each piece may vary from tile to tile. Inspect the product immediately upon delivery and select tiles from many boxes during installation to minimize and blend any possible color difference.



PROJECT
INDOOR FLOOR
Attitude Simply Grey - 24"x24"

COLORED BODY PORCELAIN TILES, MOSAICS & VENEERS - Rectified Monocaliber

SIMPLY GREY



Available sizes



24" x 24"
MATT
± 0.35" / 9 mm



12" x 24"
MATT
± 0.35"



8.5" x 10"
± 0.35"



12" x 12"
MATT
MOSAIC A
± 0.35"

Color shading



FRONTIER20

COORDINATED PORCELAIN PAVERS

SIMPLY GREY



Available size



24" x 24"
± 0.8" / 20 mm

Color shading



The color of tiles printed in this catalog may differ from actual tiles. Tile color reproductions in this catalog are representative only. Slight tone and shade variations are inherent in porcelain tiles. Before selecting a color, we recommend that you contact your local representative, who will provide you with a sample piece of the requested tile.

This porcelain tile product is manufactured with a V2 shade variation. Remember that the amount of color as well as the texture of each piece may vary from tile to tile. Inspect the product immediately upon delivery and select tiles from many boxes during installation to minimize and blend any possible color difference.



PROJECT
FLOOR DESIGN
Explore Arctic White - 24"x48" - 24"x24" - 12"x24"
FLOWERBED
Explore Everest Dark - 24"x24" - 12"x24"

COLORED BODY PORCELAIN TILES, MOSAICS & VENEERS - Rectified Monocaliber

ARCTIC WHITE



Available sizes

24"x48"
MATT
± 0.35" / 9 mm

12"x24"
MATT
± 0.35"

12"x24"
GRIP
± 0.35"

2"x2"
12"x12"
MATT
MOSAIC A
± 0.35"

3.15"x2.8"
12"x10"
MATT
MOSAIC D
± 0.35"

6"x24"
VENEER
URBAN LEDGESTONE
± 0.35"

Color shading

V2

FRONTIER20

COORDINATED PORCELAIN PAVERS

ARCTIC WHITE



Available sizes

24"x48"
± 0.8" / 20 mm

12"x48"
± 0.8"

24"x36" ♦
± 0.8"

24"x24"
± 0.8"

12"x24"
± 0.8"

12"x12"
± 0.8"

Color shading

V2

♦ NOTE: 24"x36" is sold as mix (24"x36" + 12"x24") along with 12"x24".
The two sizes are palletized on the same pallet and sold together.

The color of tiles printed in this catalog may differ from actual tiles. Tile color reproductions in this catalog are representative only. Slight tone and shade variations are inherent in porcelain tiles. Before selecting a color, we recommend that you contact your local representative, who will provide you with a sample piece of the requested tile.

This porcelain tile product is manufactured with a V2 shade variation. Remember that the amount of color as well as the texture of each piece may vary from tile to tile. Inspect the product immediately upon delivery and select tiles from many boxes during installation to minimize and blend any possible color difference.




PROJECT
FLOOR DESIGN
Explore African Beige - 24"x48" - 24"x24" - 12"x24"
Explore African Beige Mosaic D - 12"x10"
WALL DESIGN
Veneer World Urban Ledgestone Explore African Beige - 6"x24"

COLORED BODY PORCELAIN TILES, MOSAICS & VENEERS - Rectified Monocaliber


AFRICAN BEIGE




Available sizes




24"x48"
MATT
± 0.35" / 9 mm




12"x24"
MATT
± 0.35"




12"x24"
GRIP
± 0.35"




24"x48"
GRIP
± 0.35"



12"x12"
MATT
MOSAIC A
± 0.35"




12"x10"
MATT
MOSAIC D
± 0.35"



6"x24"
VENEER
URBAN LEDGESTONE
± 0.35"

Color shading



V2


FRONTIER20

COORDINATED PORCELAIN PAVERS


AFRICAN BEIGE




Available sizes




24"x48"
± 0.8" / 20 mm




12"x48"
± 0.8"




24"x36" ♦
± 0.8"



24"x24"
± 0.8"




12"x24"
± 0.8"



12"x12"
± 0.8"

Color shading



V2

♦ NOTE: 24"x36" is sold as mix (24"x36" + 12"x24") along with 12"x24".
The two sizes are palletized on the same pallet and sold together.

The color of tiles printed in this catalog may differ from actual tiles. Tile color reproductions in this catalog are representative only. Slight tone and shade variations are inherent in porcelain tiles. Before selecting a color, we recommend that you contact your local representative, who will provide you with a sample piece of the requested tile.

This porcelain tile product is manufactured with a V2 shade variation. Remember that the amount of color as well as the texture of each piece may vary from tile to tile. Inspect the product immediately upon delivery and select tiles from many boxes during installation to minimize and blend any possible color difference.



PROJECT
OUTDOOR FLOOR DESIGN
Frontier20 Star Grey - 24"x48"
Frontier20 Star Grey - 12"x48"
Frontier20 Star Grey - 24"x24"
Frontier20 Star Grey - 12"x24"
Frontier20 Star Grey - 12"x12"
WALL DESIGN
Veneer World Urban LedgeStone Explore Arctic White - 6"x24"

COLORED BODY PORCELAIN TILES, MOSAICS & VENEERS - Rectified Monocaliber

STAR GREY

Available sizes

24"x48"

MATT

± 0.35" / 9 mm

12"x24"

MATT

± 0.35"

12"x24"

GRIP

± 0.35"

24"x48"

GRIP

± 0.35"

12"x12"

MATT MOSAIC A

± 0.35"

12"x10"

MATT MOSAIC D

± 0.35"

6"x24"

VENEER URBAN LEDGESTONE

± 0.35"

Color shading

V2

FRONTIER20

COORDINATED PORCELAIN PAVERS

STAR GREY

Available sizes

24"x48"

± 0.8" / 20 mm

12"x48"

± 0.8"

24"x36" ♦

± 0.8"

24"x24"

± 0.8"

12"x24"

± 0.8"

12"x12"

± 0.8"

Color shading

V2

♦ NOTE: 24"x36" is sold as mix (24"x36" + 12"x24") along with 12"x24".
The two sizes are palletized on the same pallet and sold together.

The color of tiles printed in this catalog may differ from actual tiles. Tile color reproductions in this catalog are representative only. Slight tone and shade variations are inherent in porcelain tiles. Before selecting a color, we recommend that you contact your local representative, who will provide you with a sample piece of the requested tile.

This porcelain tile product is manufactured with a V2 shade variation. Remember that the amount of color as well as the texture of each piece may vary from tile to tile. Inspect the product immediately upon delivery and select tiles from many boxes during installation to minimize and blend any possible color difference.







PROJECT
FLOOR DESIGN
Masterplan White Avenue - 24"x48"
OUTDOOR FLOOR DESIGN
Frontier20 White Avenue - 24"x48"

COLORED BODY PORCELAIN TILES, MOSAICS & VENEERS - Rectified Monocaliber

WHITE AVENUE



Available sizes		
		
24" x 48" MATT ± 0.35" / 9 mm	12" x 24" MATT ± 0.35"	12" x 24" GRIP ± 0.35"



Color shading
 V2


FRONTIER²⁰

COORDINATED PORCELAIN PAVERS

WHITE AVENUE



Available sizes	
	
24" x 48" ± 0.8" / 20 mm	24" x 24" ± 0.8"

Color shading
 V2

The color of tiles printed in this catalog may differ from actual tiles. Tile color reproductions in this catalog are representative only. Slight tone and shade variations are inherent in porcelain tiles. Before selecting a color, we recommend that you contact your local representative, who will provide you with a sample piece of the requested tile.

This porcelain tile product is manufactured with a V2 shade variation. Remember that the amount of color as well as the texture of each piece may vary from tile to tile. Inspect the product immediately upon delivery and select tiles from many boxes during installation to minimize and blend any possible color difference.



PROJECT
OUTDOOR FLOOR DESIGN
Frontier20 Comsopolitan Ash - 24"x24" / 24"x48"
Frontier20 Comsopolitan Ash Coping Bullnose - 12"x24"
OUTDOOR WALL DESIGN
Veneer World Urban LedgeStone Ash Mix - 6"x24"
BENCHES AND PLANTER BOX
Frontier20 Fashion Black - 24"x24"

COLORED BODY PORCELAIN TILES, MOSAICS & VENEERS - Rectified Monocaliber

COSMOPOLITAN ASH



Available sizes

24"x48"
MATT
± 0.35" / 9 mm

12"x24"
MATT
± 0.35"

12"x24"
GRIP
± 0.35"

Color shading

V2

FRONTIER²⁰

COORDINATED PORCELAIN PAVERS

COSMOPOLITAN ASH



Available sizes

24"x48"
± 0.8" / 20 mm

24"x24"
± 0.8"

Color shading

V2

The color of tiles printed in this catalog may differ from actual tiles. Tile color reproductions in this catalog are representative only. Slight tone and shade variations are inherent in porcelain tiles. Before selecting a color, we recommend that you contact your local representative, who will provide you with a sample piece of the requested tile.

This porcelain tile product is manufactured with a V2 shade variation. Remember that the amount of color as well as the texture of each piece may vary from tile to tile. Inspect the product immediately upon delivery and select tiles from many boxes during installation to minimize and blend any possible color difference.



PROJECT
FLOOR DESIGN
Masterplan Precious Ivory - 24"x48"
Masterplan Artistic Beige - 12"x24"
Feeling Honey - 8"x40"
WALL DESIGN
Veneer World Urban Ledgestone Beige Mix - 6"x24"
Vision Color Lava Red - 3"x12"
PLANTER BOX
Elite Oyster Beige - 24"x24"

COLORED BODY PORCELAIN TILES, MOSAICS & VENEERS - Rectified Monocaliber

ARTISTIC BEIGE


UP TO 10% DISCOUNT ON SELECTED MATERIALS



Available size


12"x24"
MATT
± 0.35" / 9 mm


Color shading
 V2

FRONTIER²⁰

COORDINATED PORCELAIN PAVERS

ARTISTIC BEIGE

Available size

24"x24"
± 0.8" / 20 mm

Color shading
 V2

The color of tiles printed in this catalog may differ from actual tiles. Tile color reproductions in this catalog are representative only. Slight tone and shade variations are inherent in porcelain tiles. Before selecting a color, we recommend that you contact your local representative, who will provide you with a sample piece of the requested tile.

This porcelain tile product is manufactured with a V2 shade variation. Remember that the amount of color as well as the texture of each piece may vary from tile to tile. Inspect the product immediately upon delivery and select tiles from many boxes during installation to minimize and blend any possible color difference.



PROJECT
OUTDOOR FLOOR DESIGN
Frontier20 Fashion Black - 12"x48" / 24"x48"
Frontier20 White Avenue - 24"x48"
OUTDOOR WALL DESIGN
Elite Precious Black - 24"x48"
PLATFORM
Elite Diamond White - 24"x24"
FURNITURE
Veener World Urban Ledgestone Ash Mix - 6"x24"

COLORED BODY PORCELAIN TILES, MOSAICS & VENEERS - Rectified Monocaliber

FASHION BLACK





10%
WASTE REDUCTION
PRECISION MONOCALIBER

Available size



12"x24"
MATT
± 0.35"

Color shading

V2

FRONTIER20

COORDINATED PORCELAIN PAVERS

FASHION BLACK



Available sizes



24"x48"
± 0.8" / 20 mm



24"x24"
± 0.8"

Color shading

V2

The color of tiles printed in this catalog may differ from actual tiles. Tile color reproductions in this catalog are representative only. Slight tone and shade variations are inherent in porcelain tiles. Before selecting a color, we recommend that you contact your local representative, who will provide you with a sample piece of the requested tile.

This porcelain tile product is manufactured with a V2 shade variation. Remember that the amount of color as well as the texture of each piece may vary from tile to tile. Inspect the product immediately upon delivery and select tiles from many boxes during installation to minimize and blend any possible color difference.

61



PROJECT
FLOOR DESIGN
Journey Natural Ivory - 24"x48"
WALL DESIGN
Journey Natural Ivory - 12"x24"

COLORED BODY PORCELAIN TILES, MOSAICS & VENEERS - Rectified Monocaliber

NATURAL IVORY



Available sizes



24" x 48"
MATT
± 0.35" / 9 mm



12" x 24"
MATT
± 0.35"



12" x 24"
GRIP
± 0.35"



12" x 12"
MATT
MOSAIC A
± 0.35"



12" x 10"
MATT
MOSAIC D
± 0.35"

Color shading



V2

FRONTIER20

COORDINATED PORCELAIN PAVERS

NATURAL IVORY



Available size



24" x 24"
± 0.8" / 20 mm

Color shading



V2

The color of tiles printed in this catalog may differ from actual tiles. Tile color reproductions in this catalog are representative only. Slight tone and shade variations are inherent in porcelain tiles. Before selecting a color, we recommend that you contact your local representative, who will provide you with a sample piece of the requested tile.

This porcelain tile product is manufactured with a V2 shade variation. Remember that the amount of color as well as the texture of each piece may vary from tile to tile. Inspect the product immediately upon delivery and select tiles from many boxes during installation to minimize and blend any possible color difference.



PROJECT
FLOOR DESIGN
Frontier20 Modern Grey - 24"x24"

COLORED BODY PORCELAIN TILES, MOSAICS & VENEERS - Rectified Monocaliber

MODERN GREY




Available sizes



24" x 48"
MATT
± 0.35" / 9 mm



12" x 24"
MATT
± 0.35"



12" x 24"
GRIP
± 0.35"



12" x 12"
MATT
MOSAIC A
± 0.35"



12" x 10"
MATT
MOSAIC D
± 0.35"

Color shading



V2

FRONTIER20

COORDINATED PORCELAIN PAVERS

MODERN GREY



Available size



24" x 24"
± 0.8" / 20 mm

Color shading



V2

The color of tiles printed in this catalog may differ from actual tiles. Tile color reproductions in this catalog are representative only. Slight tone and shade variations are inherent in porcelain tiles. Before selecting a color, we recommend that you contact your local representative, who will provide you with a sample piece of the requested tile.

This porcelain tile product is manufactured with a V2 shade variation. Remember that the amount of color as well as the texture of each piece may vary from tile to tile. Inspect the product immediately upon delivery and select tiles from many boxes during installation to minimize and blend any possible color difference.



PROJECT
FLOOR DESIGN
Infinity Desert - 12"x24"
Infinity Sky - 12"x24"
Frontier20 Sky - 24"x24"

COLORED BODY PORCELAIN TILES, MOSAICS & VENEERS - Rectified Monocaliber

SKY



Available sizes

24" x 48"

MATT

± 0.35" / 9 mm

24" x 24"

MATT

± 0.35"

12" x 24"

MATT

± 0.35"

2" x 2"

12" x 12"

MATT

MOSAIC A

± 0.35"

12" x 24"

MATT

WALL B

± 0.35"

12" x 24"

VENEER

ATELIER WAVE

± 0.35"

Color shading

V2

FRONTIER20

COORDINATED PORCELAIN PAVERS

SKY



Available size

24" x 24"

± 0.8" / 20 mm

Color shading

V2

The color of tiles printed in this catalog may differ from actual tiles. Tile color reproductions in this catalog are representative only. Slight tone and shade variations are inherent in porcelain tiles. Before selecting a color, we recommend that you contact your local representative, who will provide you with a sample piece of the requested tile.

This porcelain tile product is manufactured with a V2 shade variation. Remember that the amount of color as well as the texture of each piece may vary from tile to tile. Inspect the product immediately upon delivery and select tiles from many boxes during installation to minimize and blend any possible color difference.



PROJECT
FLOOR DESIGN
Infinity Desert - 24"x24"
Infinity Desert - 12"x24"
WALL DESIGN
Infinity Desert - 12"x24"
Infinity Desert Wall B - 12"x24"

COLORED BODY PORCELAIN TILES, MOSAICS & VENEERS - Rectified Monocaliber

DESERT



Available sizes

24" x 48"

MATT

± 0.35" / 9 mm

24" x 24"

MATT

± 0.35"

12" x 24"

MATT

± 0.35"

2" x 2"

12" x 12"

MATT MOSAIC A

± 0.35"

12" x 24"

MATT WALL B

± 0.35"

12" x 24"

VENEER ATELIER WAVE

± 0.35"

Color shading

V2

FRONTIER20

COORDINATED PORCELAIN PAVERS

DESERT



Available size

24" x 24"

± 0.8" / 20 mm

Color shading

V2

The color of tiles printed in this catalog may differ from actual tiles. Tile color reproductions in this catalog are representative only. Slight tone and shade variations are inherent in porcelain tiles. Before selecting a color, we recommend that you contact your local representative, who will provide you with a sample piece of the requested tile.

This porcelain tile product is manufactured with a V2 shade variation. Remember that the amount of color as well as the texture of each piece may vary from tile to tile. Inspect the product immediately upon delivery and select tiles from many boxes during installation to minimize and blend any possible color difference.



PROJECT
INDOOR FLOOR DESIGN
Frontier20 Absolute - 24"x24"
Frontier20 Absolute Coping & Stair Tread - 13"x24"
Frontier20 Absolute Pool Grid - 6"x24"
OUTDOOR FLOOR DESIGN
Frontier20 Absolute - 24"x24"
WALL DESIGN
Infinity Cosmos - 12"x24"
Infinity Cosmos Wall B - 12"x24"
Infinity Cosmos Mosaic A - 12"x12"
Spirit Elegant Oak - 8"x40"

COLORED BODY PORCELAIN TILES, MOSAICS & VENEERS - Rectified Monocaliber

ABSOLUTE





Available sizes



24"x48"
MATT
± 0.35" / 9 mm



24"x24"
MATT
± 0.35"



12"x24"
MATT
± 0.35"



12"x24"
GRIP
± 0.35"



12"x12"
MATT
MOSAIC A
± 0.35"



12"x24"
MATT
WALL B
± 0.35"



12"x24"
VENEER
ATELIER WAVE
± 0.35"

Color shading




V2


FRONTIER20

COORDINATED PORCELAIN PAVERS

ABSOLUTE




Available size



24"x24"
± 0.8" / 20 mm

Color shading



V2

The color of tiles printed in this catalog may differ from actual tiles. Tile color reproductions in this catalog are representative only. Slight tone and shade variations are inherent in porcelain tiles. Before selecting a color, we recommend that you contact your local representative, who will provide you with a sample piece of the requested tile.

This porcelain tile product is manufactured with a V2 shade variation. Remember that the amount of color as well as the texture of each piece may vary from tile to tile. Inspect the product immediately upon delivery and select tiles from many boxes during installation to minimize and blend any possible color difference.



PROJECT
INDOOR FLOOR DESIGN
Infinity Cosmos - 24"x24"
WALL DESIGN
Veneer Atelier Infinity Absolute Wave - 12"x24"
Infinity Absolute - 12"x24"

COLORED BODY PORCELAIN TILES, MOSAICS & VENEERS - Rectified Monocaliber

COSMOS




Available sizes



24" x 24"
MATT
± 0.35" / 9 mm



12" x 24"
MATT
± 0.35"



12" x 24"
GRIP
± 0.35"



12" x 12"
MATT
MOSAIC A
± 0.35"



12" x 24"
MATT
WALL B
± 0.35"

Color shading



FRONTIER²⁰

COORDINATED PORCELAIN PAVERS

COSMOS



Available size



24" x 24"
± 0.8" / 20 mm

Color shading



The color of tiles printed in this catalog may differ from actual tiles. Tile color reproductions in this catalog are representative only. Slight tone and shade variations are inherent in porcelain tiles. Before selecting a color, we recommend that you contact your local representative, who will provide you with a sample piece of the requested tile.

This porcelain tile product is manufactured with a V2 shade variation. Remember that the amount of color as well as the texture of each piece may vary from tile to tile. Inspect the product immediately upon delivery and select tiles from many boxes during installation to minimize and blend any possible color difference.



PROJECT
FLOOR DESIGN
Frontier20 Michelangelo Extra White - 24"x48"
Frontier20 Michelangelo Extra White - 12"x48"
Frontier20 Michelangelo Extra White - 24"x24"
Frontier20 Michelangelo Extra White - 12"x24"
Frontier20 Michelangelo Extra White Stair Tread - 12"x24"
Frontier20 Michelangelo Extra White Riser - 8"x24"
WALL DESIGN
Veneer World Alpine Alaska - 6"x24"

COLORED BODY PORCELAIN TILES, MOSAICS & VENEERS - Rectified Monocaliber

MICHELANGELO EXTRA WHITE



Available sizes

24" x 48"
MATT
± 0.35" / 9 mm

24" x 24"
MATT
± 0.35"

12" x 24"
MATT
± 0.35"

3.15" x 2.8"

12" x 10"
MATT
MOSAIC D
± 0.35"

1.3" x 3.8"

12" x 10"
MATT
HERRINGBONE
± 0.35"

Color shading

V2

FRONTIER20

COORDINATED PORCELAIN PAVERS

MICHELANGELO EXTRA WHITE



Available sizes

24" x 48"
± 0.8" / 20 mm

12" x 48"
± 0.8"

24" x 36" ♦
± 0.8"

24" x 24"
± 0.8"

12" x 24"
± 0.8"

12" x 12"
± 0.8"

Color shading















































V2

♦ NOTE: 24"x36" is sold as mix (24"x36" + 12"x24") along with 12"x24".
The two sizes are palletized on the same pallet and sold together.












































The color of tiles printed in this catalog may differ from actual tiles. Tile color reproductions in this catalog are representative only. Slight tone and shade variations are inherent in porcelain tiles. Before selecting a color, we recommend that you contact your local representative, who will provide you with a sample piece of the requested tile.

This porcelain tile product is manufactured with a V2 shade variation. Remember that the amount of color as well as the texture of each piece may vary from tile to tile. Inspect the product immediately upon delivery and select tiles from many boxes during installation to minimize and blend any possible color difference.












PORCELAIN TILES & PAVERS MATCHING CHART

				 24"x48" MATT ± 0.35" / 9 mm	 24"x48" GRIP ± 0.35"	 24"x24" MATT ± 0.35"	 12"x24" MATT ± 0.35"	 12"x24" GRIP ± 0.35"	 3"x12" MATT ± 0.35"	 8.5"x10" MATT ± 0.35"	 24"x48" FRONTIER 20 ± 0.8" / 20 mm	 24"x24" FRONTIER 20 ± 0.8"	 24"x36" FRONTIER 20 ± 0.8"	 12"x24" FRONTIER 20 ± 0.8"	 12"x48" FRONTIER 20 ± 0.8"	 12"x12" FRONTIER 20 ± 0.8"	 MOSAIC A 12"x12" ± 0.35" / 9 mm	 MOSAIC B 12"x12" ± 0.35"	 MOSAIC D 12"x10" ± 0.35"	 MOSAIC H 12"x12" ± 0.35"	 MOSAIC J 12"x12" ± 0.35"	 HERRINGBONE 10"x12" ± 0.35"	 WALL B 12"x24" ± 0.35"	 CHEVRON 3D 8"x10" ± 0.35"	 PRO LEDGESTONE 6"x24" ± 0.35"	 URBAN LEDGESTONE 6"x24" ± 0.35"	 ATELIER WAVE 12"x24" ± 0.35"	 ATELIER COMBED 12"x24" ± 0.35"	 ATELIER BAMBOO 12"x24" ± 0.35"
				PORCELAIN TILES						PORCELAIN PAVERS						PORCELAIN MOSAICS						VENEER WORLD							
BLUESTONE LOOK	BLUESTONE		Blue Select	•			•				•	•	•	•	•	•	•		•						•				
			Thermal Blue Select	•			•						•	•	•		•	•											
			Full Color				•					•	•	•	•	•	•	•		•					•				
LIMESTONE LOOK	FRAME		International White	•			•					•					•												
			Minimalist Greige	•			•						•					•											
SLATE LOOK	ESSENCE		Montauk White	•			•	•	•		•	•	•	•	•	•	•		•					•			•		
			Montauk Grey	•	•		•		•		•	•	•	•	•	•	•		•					•			•		
			Montauk Black	•	•		•	•	•		•	•	•	•	•	•	•		•					•			•		
			California Gold				•		•				•		•	•				•									
			Rustic Gold				•		•				•		•	•				•									
			Mariposa Slate				•		•				•				•			•									
TRAVERTINE LOOK			Cross Cut Pearl	•	•		•					•						•		•									
			Cross Cut Beige	•	•		•						•						•		•								
			Vein Cut Grey	•			•				•								•			•						•	
			Vein Cut Beige	•			•	•			•								•			•						•	
			Cross Cut Scabas				•						•		•				•		•								
			Cross Cut Philadelphia				•						•		•				•		•								
			Cross Cut Country Classic				•						•		•				•		•								
TERRAZZO LOOK	ELITE		Diamond White			•	•					•																	
			Fashion Grey			•	•						•																

PORCELAIN TILES & PAVERS MATCHING CHART

																													
			PORCELAIN TILES				PORCELAIN PAVERS				PORCELAIN MOSAICS										VENEER WORLD								
CONCRETE LOOK	MADE IN	 Freedom White	•		•	•	•				•					•													
		 Passion Silver	•		•	•	•				•						•												
QUARTZ LOOK	ATTITUDE	 Simply Grey			•	•			•		•						•												
		 Arctic White	•			•	•			•	•	•	•	•	•	•	•		•							•			
		 African Beige	•	•		•	•			•	•	•	•	•	•	•	•		•							•			
		 Star Grey	•	•		•	•			•	•	•	•	•	•	•		•							•				
STONE LOOK	MASTERPLAN	 White Avenue	•			•	•			•	•	•	•																
		 Cosmopolitan Ash	•			•	•			•	•																		
		 Artistic Beige				•					•																		
		 Fashion Black				•				•	•																		
	JOURNEY	 Natural Ivory	•			•	•				•						•		•										
		 Modern Grey	•			•	•				•						•		•										
	INFINITY	 Sky	•		•	•					•						•						•				•		
		 Desert	•		•	•					•						•						•				•		
		 Absolute	•		•	•	•				•						•						•				•		
		 Cosmos			•	•	•				•						•						•						
MARBLE LOOK	CHARME EVO	 Michelangelo Extra White	•		•	•				•	•	•	•	•	•			•			•								

PORCELAIN TILE PERFORMANCE DATA

PHYSICAL PROPERTIES	TEST ASTM	NORTH AMERICAN STANDARD A137.1*		RESULTS
		rectified	non rectified	
 Water absorption *	C373	≤ 0.5%	≤ 0.5%	COMPLY WITH ANSI A137.1
 DCOF Average dynamic coefficient of friction **	ANSI A.326.3	As reported	As reported	IW - Interior, Wet
 Resistance to freeze/thaw cycling *	C1026	As reported	As reported	RESISTANT
 Resistance to thermal shock	C484	As reported	As reported	RESISTANT
 Warpage (edge)	C485	Warpage ± 0.4% or ± 0.05 in	Warpage ± 0.75% or ± 0.09 in	COMPLY WITH ANSI A137.1
 Warpage (diagonal)	C485	Warpage ± 0.4% or ± 0.07 in	Warpage ± 0.5% or ± 0.08 in	COMPLY WITH ANSI A137.1
 Wedging	C502	± 0.25% or ± 0.03 in	± 0.5% or ± 0.08 in	COMPLY WITH ANSI A137.1
 Chemical resistance	C650	As reported	As reported	UNAFFECTED
 Resistance to stain	C1378	As reported	As reported	UNAFFECTED
 Breaking strength	C648	250 lbf or greater	250 lbf or greater	COMPLY WITH ANSI A137.1
 Thickness	C499	Range: 0.04 in	Range: 0.04 in	COMPLY WITH ANSI A137.1














- * Average values referred to our production and related to the matt finish of the product.
- ** As far as values relating to the matt finish of the product and to tests carried out by certified external laboratories whose results are avaiable upon request at Headoffice, we are willing to check the lot you are interested in purchasing.
- Be sure to use tiles belonging to the same caliber.

- Test results are available upon request. Those results are based on tests performed in the Landmark laboratory, or by other accredited third parties laboratories over the past months and represent by no means performance guarantee.

- Landmark tiles can be slippery when wet. We recommend to make sure that the surface is always dry.

- The information provided can be subject to change. Please refer to one of our websites (**lcusa.com** or **outdoor.landmarkceramics.com**) for the latest, most accurate and up-to-date information.

PORCELAIN PAVER PERFORMANCE DATA (20 mm)

PHYSICAL PROPERTIES	TEST ASTM	NORTH AMERICAN STANDARD A137.3*	RESULTS
 Water absorption *	C373	≤ 0.5%	COMPLY WITH ANSI A137.3
 DCOF Average dynamic coefficient of friction **	ANSI A.326.3	As reported	EW - Exterior, Wet
 Skid Resistance	EN 16165 (EX DIN 51097)	-	A+B+C
	EN 16165 (EX DIN 51130)		R11
 Resistance to freeze/thaw cycling *	C1026	As reported	RESISTANT
 Resistance to thermal shock	C484	As reported	RESISTANT
 Warpage (edge)	C485	Warpage ± 0.4% or ± 0.05 in	COMPLY WITH ANSI A137.3
 Warpage (diagonal)	C485	Warpage ± 0.4% or ± 0.07 in	COMPLY WITH ANSI A137.3
 Wedging	C502	± 0.25% or ± 0.03 in	COMPLY WITH ANSI A137.3
 Chemical resistance	C650	As reported	UNAFFECTED
 Resistance to stain	C1378	As reported	UNAFFECTED
 Thickness	C499	Range: 0.04 in	COMPLY WITH ANSI A137.3
 Breaking strength	C1050	2000 lbf	COMPLY WITH ANSI A137.3
 Module of Ropture	C1050	5000 psi	COMPLY WITH ANSI A137.3

- * Average values referred to our production and related to the matt finish of the product.
- ** As far as values relating to the matt finish of the product and to tests carried out by certified external laboratories whose results are available upon request at Headoffice, we are willing to check the lot you are interested in purchasing.
- Be sure to use pavers belonging to the same caliber.

- Test results are available on request.

- The information provided can be subject to change. Please refer to one of our websites (**lcusa.com** or **outdoor.landmarkceramics.com**) for the latest, most accurate and up-to-date information.

WARNINGS.









- Outdoor pavings installed unglued above the ground level are subject to the action of the wind, with the risk, in some cases, of becoming airborne.The manufacturer recommends to require the assistance of a qualified professional in order to check the suitability of the installation system above the ground adopted, in accordance with the local laws and regulations and the conditions of use. Failure to do so could result in serious injury or property damage.

• If the application of the 20 mm slabs requires the ceramic product used in structural installations, the project engineer and/or customer must carefully assess the project requirements with regard to the technical specifications of the slabs. to prevent the risk of damage or injury, the manufacturer recommends: with regard to a raised floor installation a ceramic slab may fracture on impact if a heavy object falls on it from any significant height. therefore the manufacturer recommends to check the specific intended use before starting the installation and to follow table for raised installation provided below. in certain conditions, reinforcing must be applied on the back of the slabs (double fiberglass mesh) supplied and applied by the manufacturer; with reference to any dry installation system of flooring above the ground level, the manufacturer recommends to comply with local regulations and conditions of use with regard to wind-load, loadbearing, seismic events, etc. Failure to comply with these recommendations may lead to improper use of the product and could cause serious damage or injury. Failure to adhere to the manufacturer's instructions for installation of slabs on raised pedestal systems may result in serious injury.

• For further information and recommendations concerning the installation systems please refer to outdoor.landmarkceramics.com website.














PORCELAIN VENEER PERFORMANCE DATA

PHYSICAL PROPERTIES	TEST ASTM	STANDARD A137.1*	RESULTS
 Water absorption *	C373	≤ 0.5%	COMPLY WITH ANSI A137.1
 DCOF Average dynamic coefficient of friction **	ANSI A.326.3	As reported	NOT APPLICABLE
 Skid Resistance	DIN 51097	NOT APPLICABLE	NOT APPLICABLE
	DIN 51130		
 Resistance to freeze/thaw cycling *	C1026	As reported	RESISTANT
 Resistance to thermal shock	C484	As reported	RESISTANT
 Warpage (edge)	C485	Warpage ± 0.4% or ± 0.05 in	COMPLY WITH ANSI A137.1
 Warpage (diagonal)	C485	Warpage ± 0.4% or ± 0.07 in	COMPLY WITH ANSI A137.1
 Wedging	C502	± 0.25% or ± 0.03 in	COMPLY WITH ANSI A137.1
 Chemical resistance	C650	As reported	UNAFFECTED
 Resistance to stain	C1378	As reported	UNAFFECTED
 Thickness	C499	Range: 0.04 in	COMPLY WITH ANSI A137.1
 Breaking strength	C648	250 lbf or greater	COMPLY WITH ANSI A137.1

* Average values referred to our production and related to the matt finish of the product.
- Be sure to use tiles belonging to the same caliber.
- Test results are available on request.
- The information provided can be subject to change. Please refer to **outdoor.landmarkceramics.com** for the latest, most accurate and up-to-date information.

PORCELAIN MOSAIC PERFORMANCE DATA

PHYSICAL PROPERTIES	TEST ASTM	NORTH AMERICAN STANDARD A137.1*	RESULTS
 Water absorption *	C373	≤ 0.5%	COMPLY WITH ANSI A137.1
 DCOF Average dynamic coefficient of friction **	ANSI A.326.3	As reported	IW - Interior, Wet
 Resistance to freeze/thaw cycling *	C1026	As reported	RESISTANT
 Resistance to thermal shock	C484	As reported	RESISTANT
 Warpage (edge)	C485	Warpage ± 0.4% or ± 0.05 in	COMPLY WITH ANSI A137.1
 Warpage (diagonal)	C485	Warpage ± 0.4% or ± 0.07 in	COMPLY WITH ANSI A137.1
 Wedging	C502	± 0.25% or ± 0.03 in	COMPLY WITH ANSI A137.1
 Chemical resistance	C650	As reported	UNAFFECTED
 Resistance to stain	C1378	As reported	UNAFFECTED
 Breaking strength	C648	250 lbf or greater	COMPLY WITH ANSI A137.1
 Thickness	C499	Range: 0.01 in	COMPLY WITH ANSI A137.1

* Average values referred to our production and related to the matt finish of the product.
** As far as values relating to the matt finish of the product and to tests carried out by certified external laboratories whose results are available upon request at Headoffice, we are willing to check the lot you are interested in purchasing.
- Be sure to use Mosaic Tiles belonging to the same caliber.
- Test results are available upon request. Those results are based on tests performed in the Landmark laboratory, or by other accredited third parties laboratories over the past months and represent by no means performance guarantee.
- Landmark Mosaic Tiles can be slippery when wet. We recommend to make sure that the surface is always dry.
- The information provided can be subject to change. Please refer to **outdoor.landmarkceramics.com** or to **lcusa.com** for the latest, most accurate and up-to-date information.



Landmark Ceramics - UST, Inc.
1427 N. Main Street
Mount Pleasant, TN 38474

Tel. 931.325.5700

lcusa.com

LEARN MORE ABOUT

