





















IN&OUT Solutions























2026
EDITION

 **LANDMARK**
CERAMICS



INDEX

BLUESTONE LOOK	BLUESTONE		Blue Select	page 2
			Thermal Blue Select	page 4
			Full Color	page 6
LIMESTONE LOOK	MOOD EARTH		Limestone	page 8
			Dune	page 10
			Sand	page 12
	MOOD STONE		Frost	page 14
			Ash	page 16
			Charcoal	page 18
	MOOD URBAN		Ivory	page 20
			Pearl	page 22
			Smoke	page 24
SLATE LOOK	ESSENCE REFINED		Montauk White	page 26
			Montauk Grey	page 28
			Montauk Black	page 30
	ESSENCE VIBRANT		California Gold	page 32
			Rustic Gold	page 34
			Mariposa Slate	page 36

TRAVERTINE LOOK	TRAIL REFINED		Cross Cut Pearl	page 38
			Cross Cut Beige	page 40
			Vein Cut Grey	page 42
			Vein Cut Beige	page 44
	TRAIL VIBRANT		Cross Cut Scabas	page 46
			Cross Cut Philadelphia	page 48
TERRAZZO LOOK	ELITE		Cross Cut Country Classic	page 50
			Diamond White	page 52
			Fashion Grey	page 54
CONCRETE LOOK	MADE IN		Freedom White	page 56
			Passion Silver	page 58
	ATTITUDE		Simply Grey	page 60
QUARTZ LOOK	EXPLORE		Arctic White	page 62
			African Beige	page 64
			Star Grey	page 66
STONE LOOK	JOURNEY		Natural Ivory	page 68
			Modern Grey	page 70
	INFINITY		Sky	page 72
			Desert	page 74
			Absolute	page 76
			Cosmos	page 78
	CHARME EVO		Michelangelo Extra White	page 80

Bluestone

BLUESTONE LOOK



PROJECT
INDOOR FLOOR DESIGN
Bluestone Blue Select - 24"x48"
Bluestone Blue Select Mosaic D - 12"x10"
WALL DESIGN
Bluestone Blue Select Mosaic D - 12"x10"
FIREPLACE DESIGN
Charme Charme Evo Cote Azure Deluxe - 24"x24"
Bluestone Blue Select - 12"x24"

COLORED BODY PORCELAIN TILES & MOSAICS - Rectified Monocaliber

MATT - GRIP

BLUE SELECT

26%
RECYCLED MATERIAL



Available sizes



24"x48"
MATT
± 0.35" / 9 mm



12"x24"
MATT
± 0.35"



12"x12"
MATT
MOSAIC A
± 0.35"



12"x10"
MATT
MOSAIC D
± 0.35"

Color shading



FRONTIER20

COORDINATED PORCELAIN PAVERS

BLUESTONE BLUE SELECT

36%
RECYCLED MATERIAL



Available sizes



24"x48"
± 0.8" / 20 mm



12"x48"
± 0.8"



24"x36" ♦
± 0.8"



24"x24"
± 0.8"



12"x24"
± 0.8"



12"x12"
± 0.8"

Color shading



♦ NOTE: 24"x36" is sold as mix (24"x36" + 12"x24") along with 12"x24".
The two sizes are palletized on the same pallet and sold together.

The color of tiles printed in this catalog may differ from actual tiles. Tile color reproductions in this catalog are representative only. Slight tone and shade variations are inherent in porcelain tiles. Before selecting a color, we recommend that you contact your local representative, who will provide you with a sample piece of the requested tile.

This porcelain tile product is manufactured with a V2 shade variation. Remember that the amount of color as well as the texture of each piece may vary from tile to tile. Inspect the product immediately upon delivery and select tiles from many boxes during installation to minimize and blend any possible color difference.

Bluestone

BLUESTONE LOOK



PROJECT
INDOOR FLOOR DESIGN
Bluestone Thermal Blue Select - 24"x48"
Bluestone Thermal Blue Select Mosaic D - 12"x10"
WALL DESIGN
Veneer World Pro Ledgestone Ridge Black - 6"x24"
OUTDOOR FLOOR DESIGN
Frontier20 Thermal Bluestone Full Color - 12"x24"
Frontier20 Thermal Bluestone Full Color - 24"x24"

COLORED BODY PORCELAIN TILES & MOSAICS - Rectified Monocaliber

MATT - GRIP

THERMAL BLUE SELECT

26%
RECYCLED MATERIAL



Available sizes



24"x48"
MATT
± 0.35" / 9 mm



12"x24"
MATT
± 0.35"



12"x12"
MATT
MOSAIC A
± 0.35"



12"x10"
MATT
MOSAIC D
± 0.35"

Color shading




V2

FRONTIER20

COORDINATED PORCELAIN PAVERS

THERMAL BLUESTONE BLUE SELECT

36%
RECYCLED MATERIAL



Available sizes



24"x36" ♦
± 0.8" / 20 mm



24"x24"
± 0.8"



12"x24"
± 0.8"



12"x12"
± 0.8"

Color shading



V2

AMERICANSTONE ★

The color of tiles printed in this catalog may differ from actual tiles. Tile color reproductions in this catalog are representative only. Slight tone and shade variations are inherent in porcelain tiles. Before selecting a color, we recommend that you contact your local representative, who will provide you with a sample piece of the requested tile.

This porcelain tile product is manufactured with a V2 shade variation. Remember that the amount of color as well as the texture of each piece may vary from tile to tile. Inspect the product immediately upon delivery and select tiles from many boxes during installation to minimize and blend any possible color difference.

Bluestone

BLUESTONE LOOK



PROJECT
INDOOR FLOOR DESIGN
Bluestone Full Color - 12"x24"
Bluestone Full Color Mosaic A - 12"x12"
WALL DESIGN
Veneer World Pro LedgeStone Bluestone Full Color - 6"x24"

COLORED BODY PORCELAIN TILES & MOSAICS - Rectified Monocaliber

MATT - GRIP

FULL COLOR

26%
RECYCLED MATERIAL



Available sizes



12"x24"
MATT
± 0.35" / 9 mm



12"x12"
MATT
MOSAIC A
± 0.35"



12"x10"
MATT
MOSAIC D
± 0.35"

Color shading



V3

FRONTIER20

COORDINATED PORCELAIN PAVERS

BLUESTONE FULL COLOR

36%
RECYCLED MATERIAL



Available sizes



24"x48"
± 0.8" / 20 mm



12"x48"
± 0.8"




24"x36" ♦
± 0.8"



24"x24"
± 0.8"



12"x24"
± 0.8"



12"x12"
± 0.8"

♦ NOTE: 24"x36" is sold as mix (24"x36" + 12"x24") along with 12"x24".
The two sizes are palletized on the same pallet and sold together.

Color shading



V4

The color of tiles printed in this catalog may differ from actual tiles. Tile color reproductions in this catalog are representative only. Slight tone and shade variations are inherent in porcelain tiles. Before selecting a color, we recommend that you contact your local representative, who will provide you with a sample piece of the requested tile.

This porcelain tile product is manufactured with a V3/V4 shade variation. Remember that the amount of color as well as the texture of each piece may vary from tile to tile. Inspect the product immediately upon delivery and select tiles from many boxes during installation to minimize and blend any possible color difference.



PROJECT
OUTDOOR FLOOR DESIGN
Mood Earth Limestone Grip - 24"x48"
OUTDOOR WALL DESIGN
Mood Earth Limestone - 12"x24"
Mood Earth Greige - 12"x24"
Veneer World Atelier Combed Limestone - 12"x24"
Mood Earth Greige Mosaic J - 12"x12"

COLORED BODY PORCELAIN TILES & MOSAICS - Rectified Monocaliber

MATT - GRIP

LIMESTONE

27%
RECYCLED MATERIAL



Available sizes

24"x48" MATT ± 0.35" / 9 mm	12"x24" MATT ± 0.35"	12"x24" GRIP ± 0.35"	12"x24" VENEER ATELIER COMBED ± 0.35"
24"x48" GRIP ± 0.35"	12"x12" MATT MOSAIC J ± 0.35"	8"x10" MATT + COMBED MOSAIC CHEVRON 3D ± 0.35"	

Color shading

V2

FRONTIER20

COORDINATED PORCELAIN PAVERS

LIMESTONE

36%
RECYCLED MATERIAL



Available sizes

24"x48" ± 0.8" / 20 mm	12"x48" ± 0.8"	24"x36" ♦ ± 0.8"	24"x24" ± 0.8"	12"x24" ± 0.8"	12"x12" ± 0.8"
---------------------------	-------------------	---------------------	-------------------	-------------------	-------------------

Color shading

V2

♦ NOTE: 24"x36" is sold as mix (24"x36" + 12"x24") along with 12"x24".
The two sizes are palletized on the same pallet and sold together.

The color of tiles printed in this catalog may differ from actual tiles. Tile color reproductions in this catalog are representative only. Slight tone and shade variations are inherent in porcelain tiles. Before selecting a color, we recommend that you contact your local representative, who will provide you with a sample piece of the requested tile.

This porcelain tile product is manufactured with a V2 shade variation. Remember that the amount of color as well as the texture of each piece may vary from tile to tile. Inspect the product immediately upon delivery and select tiles from many boxes during installation to minimize and blend any possible color difference.



PROJECT
OUTDOOR FLOOR DESIGN
Mood Earth Dune Grip - 12"x24"
Mood Earth Dune - 24"x48"
OUTDOOR WALL DESIGN
Veneer World Atelier Combed Dune - 12"x24"
Mood Earth Dune - 12"x24"
Mood Urban Pearl - 12"x24"

COLORED BODY PORCELAIN TILES & MOSAICS - Rectified Monocaliber

MATT - GRIP

DUNE

27%
RECYCLED MATERIAL



Available sizes

Color shading

V2

24"x48"
MATT
± 0.35" / 9 mm

12"x24"
MATT
± 0.35"

12"x24"
GRIP
± 0.35"

12"x24"
VENEER
ATELIER COMBED
± 0.35"

24"x48"
GRIP
± 0.35"

12"x12"
MATT
MOSAIC J
± 0.35"

8"x10"
MATT + COMBED
MOSAIC CHEVRON 3D
± 0.35"

FRONTIER20

COORDINATED PORCELAIN PAVERS

DUNE

36%
RECYCLED MATERIAL



Available sizes

Color shading

V2

24"x48"
± 0.8" / 20 mm

12"x48"
± 0.8"

24"x36" ♦
± 0.8"

24"x24"
± 0.8"

12"x24"
± 0.8"

12"x12"
± 0.8"

♦ NOTE: 24"x36" is sold as mix (24"x36" + 12"x24") along with 12"x24".
The two sizes are palletized on the same pallet and sold together.

The color of tiles printed in this catalog may differ from actual tiles. Tile color reproductions in this catalog are representative only. Slight tone and shade variations are inherent in porcelain tiles. Before selecting a color, we recommend that you contact your local representative, who will provide you with a sample piece of the requested tile.

This porcelain tile product is manufactured with a V2 shade variation. Remember that the amount of color as well as the texture of each piece may vary from tile to tile. Inspect the product immediately upon delivery and select tiles from many boxes during installation to minimize and blend any possible color difference.



PROJECT
INDOOR FLOOR DESIGN
Mood Earth Sand - 24"x48"
OUTDOOR FLOOR DESIGN
Frontier20 Sand - 24"x48"
INDOOR WALL DESIGN
Veneer World Atelier Combed Sand - 12"x24"
OUTDOOR WALL DESIGN
Mood Earth Biscuit Mosaic J - 12"x12"

COLORED BODY PORCELAIN TILES & MOSAICS - Rectified Monocaliber

MATT - GRIP

SAND

27%
RECYCLED MATERIAL




Available sizes



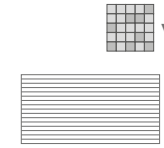
24" x 48"
MATT
± 0.35" / 9 mm




12" x 24"
MATT
± 0.35"



12" x 24"
GRIP
± 0.35"



12" x 24"
VENEER
ATELIER COMBED
± 0.35"



24" x 48"
GRIP
± 0.35"



12" x 12"
MATT
MOSAIC J
± 0.35"



8" x 10"
MATT + COMBED
MOSAIC CHEVRON 3D
± 0.35"

Color shading



V2

FRONTIER20


COORDINATED PORCELAIN PAVERS

SAND

36%
RECYCLED MATERIAL



Available sizes



24" x 48"
± 0.8" / 20 mm



12" x 48"
± 0.8"



24" x 36" ♦
± 0.8"



24" x 24"
± 0.8"



12" x 24"
± 0.8"



12" x 12"
± 0.8"

Color shading



V2

♦ NOTE: 24"x36" is sold as mix (24"x36" + 12"x24") along with 12"x24".
The two sizes are palletized on the same pallet and sold together.

The color of tiles printed in this catalog may differ from actual tiles. Tile color reproductions in this catalog are representative only. Slight tone and shade variations are inherent in porcelain tiles. Before selecting a color, we recommend that you contact your local representative, who will provide you with a sample piece of the requested tile.

This porcelain tile product is manufactured with a V2 shade variation. Remember that the amount of color as well as the texture of each piece may vary from tile to tile. Inspect the product immediately upon delivery and select tiles from many boxes during installation to minimize and blend any possible color difference.



PROJECT
INDOOR FLOOR DESIGN
Mood Stone Frost - 24"x48"
OUTDOOR FLOOR DESIGN
Frontier20 Ivory - 24"x24"
INDOOR WALL DESIGN
Mood Stone Frost Mosaic A - 12"x12"

COLORED BODY PORCELAIN TILES & MOSAICS - Rectified Monocaliber

MATT - GRIP

FROST

27%
RECYCLED MATERIAL




Available sizes




24" x 48"
MATT
± 0.35" / 9 mm



12" x 24"
MATT
± 0.35"



12" x 24"
GRIP
± 0.35"



24" x 48"
GRIP
± 0.35"



12" x 12"
MATT
MOSAIC A
± 0.35"

Color shading



FRONTIER20

COORDINATED PORCELAIN PAVERS

FROST

36%
RECYCLED MATERIAL



Available size



24" x 24"
± 0.8" / 20 mm

Color shading



The color of tiles printed in this catalog may differ from actual tiles. Tile color reproductions in this catalog are representative only. Slight tone and shade variations are inherent in porcelain tiles. Before selecting a color, we recommend that you contact your local representative, who will provide you with a sample piece of the requested tile.

This porcelain tile product is manufactured with a V2 shade variation. Remember that the amount of color as well as the texture of each piece may vary from tile to tile. Inspect the product immediately upon delivery and select tiles from many boxes during installation to minimize and blend any possible color difference.



PROJECT
FLOOR DESIGN
Mood Stone Ash Grip - 24"x48"
WALL DESIGN
Mood Stone Ash - 24"x48"
Mood Urban Ivory - 12"x24"
Mood Stone Ash Mosaic A - 12"x12"

COLORED BODY PORCELAIN TILES & MOSAICS - Rectified Monocaliber

MATT - GRIP

ASH

27%
RECYCLED MATERIAL




Available sizes



24" x 48"
MATT
± 0.35" / 9 mm

12" x 24"
MATT
± 0.35"

12" x 24"
GRIP
± 0.35"



24" x 48"
GRIP
± 0.35"



12" x 12"
MATT
MOSAIC A
± 0.35"

Color shading



FRONTIER20

COORDINATED PORCELAIN PAVERS

ASH

36%
RECYCLED MATERIAL



Available size



24" x 24"
± 0.8" / 20 mm

Color shading



The color of tiles printed in this catalog may differ from actual tiles. Tile color reproductions in this catalog are representative only. Slight tone and shade variations are inherent in porcelain tiles. Before selecting a color, we recommend that you contact your local representative, who will provide you with a sample piece of the requested tile.

This porcelain tile product is manufactured with a V2 shade variation. Remember that the amount of color as well as the texture of each piece may vary from tile to tile. Inspect the product immediately upon delivery and select tiles from many boxes during installation to minimize and blend any possible color difference.




PROJECT
FLOOR DESIGN
Mood Stone Ash Grip - 24"x48"
WALL DESIGN
Mood Stone Ash - 24"x48"
Mood Urban Ivory - 12"x24"
Mood Stone Ash Mosaic A - 12"x12"

COLORED BODY PORCELAIN TILES & MOSAICS - Rectified Monocaliber

MATT - GRIP

CHARCOAL

NEW 2026
26%
RECYCLED MATERIAL




Available sizes




24" x 48"
MATT
± 0.35" / 9 mm



12" x 24"
MATT
± 0.35"



12" x 24"
GRIP
± 0.35"



24" x 48"
GRIP
± 0.35"



12" x 12"
MATT
MOSAIC A
± 0.35"

Color shading



FRONTIER20

COORDINATED PORCELAIN PAVERS

CHARCOAL

NEW 2026
36%
RECYCLED MATERIAL



Available size



24" x 24"
± 0.8" / 20 mm

Color shading



The color of tiles printed in this catalog may differ from actual tiles. Tile color reproductions in this catalog are representative only. Slight tone and shade variations are inherent in porcelain tiles. Before selecting a color, we recommend that you contact your local representative, who will provide you with a sample piece of the requested tile.

This porcelain tile product is manufactured with a V2 shade variation. Remember that the amount of color as well as the texture of each piece may vary from tile to tile. Inspect the product immediately upon delivery and select tiles from many boxes during installation to minimize and blend any possible color difference.



PROJECT
OUTDOOR FLOOR DESIGN
Frontier20 Ivory - 24"x24"
INDOOR FLOOR DESIGN
Mood Stone Frost - 24"x48"

COLORED BODY PORCELAIN TILES - Rectified Monocaliber

MATT - GRIP

IVORY

27%
RECYCLED MATERIAL



Available sizes



12"x24"
MATT
± 0.35"

Color shading



V3

FRONTIER20

COORDINATED PORCELAIN PAVERS

IVORY

36%
RECYCLED MATERIAL



Available size



24"x24"
± 0.8" / 20 mm

Color shading



V3

The color of tiles printed in this catalog may differ from actual tiles. Tile color reproductions in this catalog are representative only. Slight tone and shade variations are inherent in porcelain tiles. Before selecting a color, we recommend that you contact your local representative, who will provide you with a sample piece of the requested tile.

This porcelain tile product is manufactured with a V2 shade variation. Remember that the amount of color as well as the texture of each piece may vary from tile to tile. Inspect the product immediately upon delivery and select tiles from many boxes during installation to minimize and blend any possible color difference.



PROJECT


INDOOR FLOOR DESIGN
Mood Urban Pearl - 12"x24"
OUTDOOR FLOOR DESIGN
Frontier20 Pearl - 12"x24"
INDOOR WALL DESIGN
Mood Urban Pearl - 12"x24"
OUTDOOR WALL DESIGN
Mood Urban Pearl - 12"x24"

COLORED BODY PORCELAIN TILES - Rectified Monocaliber

MATT - GRIP

PEARL

27%
RECYCLED MATERIAL



Available sizes



12"x24"
MATT
± 0.35"

Color shading



V3

FRONTIER20

COORDINATED PORCELAIN PAVERS

PEARL

36%
RECYCLED MATERIAL



Available size



24"x24"
± 0.8" / 20 mm

Color shading



V3

The color of tiles printed in this catalog may differ from actual tiles. Tile color reproductions in this catalog are representative only. Slight tone and shade variations are inherent in porcelain tiles. Before selecting a color, we recommend that you contact your local representative, who will provide you with a sample piece of the requested tile.

This porcelain tile product is manufactured with a V2 shade variation. Remember that the amount of color as well as the texture of each piece may vary from tile to tile. Inspect the product immediately upon delivery and select tiles from many boxes during installation to minimize and blend any possible color difference.




PROJECT
FLOOR DESIGN
Mood Urban Smoke - 12"x24"
WALL DESIGN
Mood Urban Smoke - 12"x24"
Veneer World Atelier Combed Limestone - 12"x24"

COLORED BODY PORCELAIN TILES - Rectified Monocaliber

MATT - GRIP

SMOKE

26%
RECYCLED MATERIAL



Available sizes



12"x24"
MATT
± 0.35"

Color shading




V3

FRONTIER20

COORDINATED PORCELAIN PAVERS

SMOKE

36%
RECYCLED MATERIAL



Available size



24"x24"
± 0.8" / 20 mm

Color shading



V3

The color of tiles printed in this catalog may differ from actual tiles. Tile color reproductions in this catalog are representative only. Slight tone and shade variations are inherent in porcelain tiles. Before selecting a color, we recommend that you contact your local representative, who will provide you with a sample piece of the requested tile.

This porcelain tile product is manufactured with a V2 shade variation. Remember that the amount of color as well as the texture of each piece may vary from tile to tile. Inspect the product immediately upon delivery and select tiles from many boxes during installation to minimize and blend any possible color difference.



PROJECT
INDOOR FLOOR DESIGN
Essence Refined Montauk White - 12"x24" - 24"x48"
OUTDOOR FLOOR DESIGN
Essence Refined Montauk White Grip - 12"x24"
WALL DESIGN
Veneer World Pro Ledgestone Ridge Beige - 6"x24"
Veneer World Atelier Combed Montauk White - 12"x24"

COLORED BODY PORCELAIN TILES, MOSAICS & VENEERS - Rectified Monocaliber

MATT - GRIP

MONTAUK WHITE



Available sizes

24"x48"
MATT
± 0.35" / 9 mm

12"x24"
MATT
± 0.35"

12"x24"
GRIP
± 0.35"

3"x12"
MATT
± 0.35"

12"x12"
MATT MOSAIC A
± 0.35"

12"x10"
MATT MOSAIC D
± 0.35"

8"x10"
MATT + COMBED MOSAIC CHEVRON 3D
± 0.35"

12"x24"
VENEER ATELIER COMBED
± 0.35"

Color shading

V2

FRONTIER20

COORDINATED PORCELAIN PAVERS

MONTAUK WHITE



Available sizes

24"x48"
± 0.8" / 20 mm

12"x48"
± 0.8"

24"x36" ♦
± 0.8"

24"x24"
± 0.8"

12"x24"
± 0.8"

12"x12"
± 0.8"

♦ NOTE: 24"x36" is sold as mix (24"x36" + 12"x24") along with 12"x24".
The two sizes are palletized on the same pallet and sold together.

AMERICANSTONE ★

Color shading

V2

The color of tiles printed in this catalog may differ from actual tiles. Tile color reproductions in this catalog are representative only. Slight tone and shade variations are inherent in porcelain tiles. Before selecting a color, we recommend that you contact your local representative, who will provide you with a sample piece of the requested tile.

This porcelain tile product is manufactured with a V2 shade variation. Remember that the amount of color as well as the texture of each piece may vary from tile to tile. Inspect the product immediately upon delivery and select tiles from many boxes during installation to minimize and blend any possible color difference.



PROJECT
OUTDOOR FLOOR DESIGN
Frontier20 Montauk White - 24"x48"
Frontier20 Montauk White Trim Pieces
FLOWER BEDS DESIGN
Veneer World Pro Ledgestone Ridge White - 6"x24"

COLORED BODY PORCELAIN TILES, MOSAICS & VENEERS - Rectified Monocaliber

MATT - GRIP

MONTAUK GREY



Available sizes

24"x48"
MATT
± 0.35" / 9 mm

12"x24"
MATT
± 0.35"

12"x24"
GRIP
± 0.35"

3"x12"
MATT
± 0.35"

12"x24"
VENEER
ATELIER COMBED
± 0.35"

24"x48"
GRIP
± 0.35"

12"x12"
MATT
MOSAIC A
± 0.35"

12"x10"
MATT
MOSAIC D
± 0.35"

8"x10"
MATT + COMBED
MOSAIC CHEVRON 3D
± 0.35"

Color shading

V2

FRONTIER20

COORDINATED PORCELAIN PAVERS

MONTAUK GREY



Available sizes

24"x48"
± 0.8" / 20 mm

12"x48"
± 0.8"

24"x36" ♦
± 0.8"

24"x24"
± 0.8"

12"x24"
± 0.8"

12"x12"
± 0.8"

Color shading

V2

♦ NOTE: 24"x36" is sold as mix (24"x36" + 12"x24") along with 12"x24".
The two sizes are palletized on the same pallet and sold together.

The color of tiles printed in this catalog may differ from actual tiles. Tile color reproductions in this catalog are representative only. Slight tone and shade variations are inherent in porcelain tiles. Before selecting a color, we recommend that you contact your local representative, who will provide you with a sample piece of the requested tile.

This porcelain tile product is manufactured with a V2 shade variation. Remember that the amount of color as well as the texture of each piece may vary from tile to tile. Inspect the product immediately upon delivery and select tiles from many boxes during installation to minimize and blend any possible color difference.




PROJECT
OUTDOOR FLOOR DESIGN
Frontier20 Montauk Grey - 12"x12" - 24"x48"
Frontier20 Montauk Black - 24"x48" - 12"x48" - 12"x24" - 12"x12"
Frontier20 Montauk Grey Trim Pieces
WALL DESIGN
Veneer World Atelier Combed Essence Montauk Grey - 12"x24"
Veneer World Atelier Combed Essence Montauk Black - 12"x24"
Veneer World Pro Ledgestone Ridge Grey - 6"x24"
FIREPIT DESIGN
Veneer World Pro Ledgestone Ridge Grey - 6"x24"





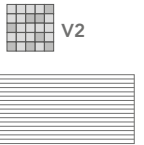




COLORED BODY PORCELAIN TILES, MOSAICS & VENEERS - Rectified Monocaliber

MATT - GRIP

MONTAUK BLACK

26%
RECYCLED MATERIAL



Available sizes				Color shading
				 V2
24"x48" MATT ± 0.35" / 9 mm	12"x24" MATT ± 0.35"	12"x24" GRIP ± 0.35"	3"x12" MATT ± 0.35"	12"x24" VENEER ATELIER COMBED ± 0.35"
				
24"x48" GRIP ± 0.35"	12"x12" MATT MOSAIC A ± 0.35"	12"x10" MATT MOSAIC D ± 0.35"	8"x10" MATT + COMBED MOSAIC CHEVRON 3D ± 0.35"	








FRONTIER20

COORDINATED PORCELAIN PAVERS

MONTAUK BLACK

36%
RECYCLED MATERIAL



Available sizes						Color shading
						 V2
24"x48" ± 0.8" / 20 mm	12"x48" ± 0.8"	24"x36" ♦ ± 0.8"	24"x24" ± 0.8"	12"x24" ± 0.8"	12"x12" ± 0.8"	

♦ NOTE: 24"x36" is sold as mix (24"x36" + 12"x24") along with 12"x24".
The two sizes are palletized on the same pallet and sold together.

The color of tiles printed in this catalog may differ from actual tiles. Tile color reproductions in this catalog are representative only. Slight tone and shade variations are inherent in porcelain tiles. Before selecting a color, we recommend that you contact your local representative, who will provide you with a sample piece of the requested tile.

This porcelain tile product is manufactured with a V2 shade variation. Remember that the amount of color as well as the texture of each piece may vary from tile to tile. Inspect the product immediately upon delivery and select tiles from many boxes during installation to minimize and blend any possible color difference.



PROJECT
INDOOR FLOOR DESIGN
Essence Vibrant California Gold - 12"x24"
OUTDOOR FLOOR DESIGN
Frontier20 California Gold - 24"x24"
INDOOR WALL DESIGN
Essence Vibrant California Gold - 3"x12"
OUTDOOR WALL DESIGN
Veneer World Pro LedgeStone Canyon Summer - 6"x24"

COLORED BODY PORCELAIN TILES & MOSAICS - Rectified Monocaliber

MATT - GRIP

CALIFORNIA GOLD

26%
RECYCLED MATERIAL



Available sizes



12"x24"
MATT
± 0.35" / 9 mm



3"x12"
MATT
± 0.35"



12"x12"
MATT
MOSAIC A
± 0.35"



12"x12"
MATT
MOSAIC H
± 0.35"

Color shading



V4

FRONTIER20

COORDINATED PORCELAIN PAVERS

CALIFORNIA GOLD

36%
RECYCLED MATERIAL



Available sizes



24"x24"
± 0.8" / 20 mm



12"x24"
± 0.8"



12"x12"
± 0.8"

AMERICANSTONE ★


Color shading



V4

The color of tiles printed in this catalog may differ from actual tiles. Tile color reproductions in this catalog are representative only. Slight tone and shade variations are inherent in porcelain tiles. Before selecting a color, we recommend that you contact your local representative, who will provide you with a sample piece of the requested tile.

This porcelain tile product is manufactured with a V4 shade variation. Remember that the amount of color as well as the texture of each piece may vary from tile to tile. Inspect the product immediately upon delivery and select tiles from many boxes during installation to minimize and blend any possible color difference.




PROJECT
INDOOR FLOOR DESIGN
Essence Vibrant Rustic Gold - 12"x24"
Essence Vibrant Rustic Gold Mosaic A - 12"x12"
OUTDOOR FLOOR DESIGN
Frontier20 Rustic Gold - 24"x24" - 12"x24" - 12"x12"

COLORED BODY PORCELAIN TILES & MOSAICS - Rectified Monocaliber

MATT - GRIP

RUSTIC GOLD



Available sizes

12"x24"
MATT
± 0.35" / 9 mm

3"x12"
MATT
± 0.35"

2"x2"

12"x12"
MATT
MOSAIC A
± 0.35"

2.83"x0.9"

12"x12"
MATT
MOSAIC H
± 0.35"

Color shading

V4

FRONTIER20

COORDINATED PORCELAIN PAVERS

RUSTIC GOLD



Available sizes

24"x24"
± 0.8" / 20 mm

12"x24"
± 0.8"

12"x12"
± 0.8"

AMERICANSTONE ★

Color shading

V4

The color of tiles printed in this catalog may differ from actual tiles. Tile color reproductions in this catalog are representative only. Slight tone and shade variations are inherent in porcelain tiles. Before selecting a color, we recommend that you contact your local representative, who will provide you with a sample piece of the requested tile.

This porcelain tile product is manufactured with a V4 shade variation. Remember that the amount of color as well as the texture of each piece may vary from tile to tile. Inspect the product immediately upon delivery and select tiles from many boxes during installation to minimize and blend any possible color difference.




PROJECT
FLOOR DESIGN
Essence Vibrant Mariposa Slate - 12"x24"
OUTDOOR FLOOR DESIGN
Frontier20 Mariposa Slate - 24"x24"
WALL DESIGN
Essence Vibrant Mariposa Slate Mosaic H - 12"x12"

COLORED BODY PORCELAIN TILES & MOSAICS - Rectified Monocaliber

MATT - GRIP

MARIPOSA SLATE

26%
RECYCLED MATERIAL



Available sizes



12"x24"
MATT
± 0.35" / 9 mm



3"x12"
MATT
± 0.35"



12"x12"
MATT
MOSAIC A
± 0.35"



12"x12"
MATT
MOSAIC H
± 0.35"

Color shading



V4

FRONTIER20

COORDINATED PORCELAIN PAVERS

MARIPOSA SLATE

36%
RECYCLED MATERIAL



Available size



24"x24"
± 0.8" / 20 mm

AMERICANSTONE ★

Color shading



V4

The color of tiles printed in this catalog may differ from actual tiles. Tile color reproductions in this catalog are representative only. Slight tone and shade variations are inherent in porcelain tiles. Before selecting a color, we recommend that you contact your local representative, who will provide you with a sample piece of the requested tile.

This porcelain tile product is manufactured with a V4 shade variation. Remember that the amount of color as well as the texture of each piece may vary from tile to tile. Inspect the product immediately upon delivery and select tiles from many boxes during installation to minimize and blend any possible color difference.



PROJECT
INDOOR FLOOR DESIGN
Trail Cross Cut Pearl - 24"x48"
OUTDOOR FLOOR DESIGN
Frontier 20 Travertine Select Cross Cut Pearl - 24"x24"

COLORED BODY PORCELAIN TILES & MOSAICS - Rectified Monocaliber

MATT - GRIP

CROSS CUT PEARL

27%
RECYCLED MATERIAL




Available sizes



24" x 48"
MATT
± 0.35" / 9 mm



12" x 24"
MATT
± 0.35"



24" x 48"
GRIP
± 0.35"



12" x 12"
MATT
MOSAIC B
± 0.35"



12" x 12"
MATT
MOSAIC J
± 0.35"

Color shading



FRONTIER20

TRAVERTINE SELECT
CROSS CUT PEARL

36%
RECYCLED MATERIAL



Available size



24" x 24"
± 0.8" / 20 mm

COORDINATED PORCELAIN PAVERS

AMERICANSTONE ★

Color shading



The color of tiles printed in this catalog may differ from actual tiles. Tile color reproductions in this catalog are representative only. Slight tone and shade variations are inherent in porcelain tiles. Before selecting a color, we recommend that you contact your local representative, who will provide you with a sample piece of the requested tile.

This porcelain tile product is manufactured with a V2 shade variation. Remember that the amount of color as well as the texture of each piece may vary from tile to tile. Inspect the product immediately upon delivery and select tiles from many boxes during installation to minimize and blend any possible color difference.




PROJECT
OUTDOOR FLOOR DESIGN
Frontier 20 Travertine Select Cross Cut Beige - 24"x24"
Trail Cross Cut Beige Grip - 24"x48"

COLORED BODY PORCELAIN TILES & MOSAICS - Rectified Monocaliber

MATT - GRIP

CROSS CUT BEIGE

27%
RECYCLED MATERIAL




Available sizes



24"x48"
MATT
± 0.35" / 9 mm



12"x24"
MATT
± 0.35"



24"x48"
GRIP
± 0.35"



12"x12"
MATT
MOSAIC B
± 0.35"



12"x12"
MATT
MOSAIC J
± 0.35"

Color shading



FRONTIER20

TRAVERTINE SELECT
CROSS CUT BEIGE

36%
RECYCLED MATERIAL



Available size



24"x24"
± 0.8" / 20 mm

COORDINATED PORCELAIN PAVERS

AMERICANSTONE ★

Color shading



The color of tiles printed in this catalog may differ from actual tiles. Tile color reproductions in this catalog are representative only. Slight tone and shade variations are inherent in porcelain tiles. Before selecting a color, we recommend that you contact your local representative, who will provide you with a sample piece of the requested tile.

This porcelain tile product is manufactured with a V2 shade variation. Remember that the amount of color as well as the texture of each piece may vary from tile to tile. Inspect the product immediately upon delivery and select tiles from many boxes during installation to minimize and blend any possible color difference.



PROJECT
FLOOR DESIGN
Trail Vein Cut Grey - 24"x48"
Trail Vein Cut Grey Herringbone - 12"x10"
WALL DESIGN
Trail Cross Cut Grey - 24"x48"
Veneer World Atelier Bamboo Vein Cut Grey - 12"x24"
DESK DESIGN
Trail Vein Cut Grey - 24"x48"
PLANTER BOX - BENCHES
Trail Cross Cut Grey - 24"x48"

COLORED BODY PORCELAIN TILES, MOSAICS & VENEERS - Rectified Monocaliber

MATT - GRIP

VEIN CUT GREY

Available sizes

24"x48"
MATT
± 0.35" / 9 mm

12"x24"
MATT
± 0.35"

12"x24"
GRIP
± 0.35"

12"x24"
VENEER
ATELIER BAMBOO
± 0.35"

12"x12"
MATT
MOSAIC B
± 0.35"

12"x10"
MATT
HERRINGBONE
± 0.35"

Color shading

FRONTIER20

COORDINATED PORCELAIN PAVERS

TRAVERTINE VEIN CUT GREY

Available size

24"x48"
± 0.8" / 20 mm

Color shading

The color of tiles printed in this catalog may differ from actual tiles. Tile color reproductions in this catalog are representative only. Slight tone and shade variations are inherent in porcelain tiles. Before selecting a color, we recommend that you contact your local representative, who will provide you with a sample piece of the requested tile.

This porcelain tile product is manufactured with a V2 shade variation. Remember that the amount of color as well as the texture of each piece may vary from tile to tile. Inspect the product immediately upon delivery and select tiles from many boxes during installation to minimize and blend any possible color difference.




PROJECT
OUTDOOR FLOOR DESIGN
Frontier 20 Travertine Vein Cut Beige - 24"x48"
OUTDOOR WALL DESIGN
Veneer World Pro LedgeStone Ridge Grey - 6"x24"
Trail Vein Cut Beige - 24"x48"
PLANTER BOX
Frontier 20 Travertine Vein Cut Beige - 24"x48"

COLORED BODY PORCELAIN TILES, MOSAICS & VENEERS - Rectified Monocaliber

MATT - GRIP

VEIN CUT BEIGE





Available sizes

24"x48"

MATT

± 0.35" / 9 mm

12"x24"

MATT

± 0.35"

12"x24"

GRIP

± 0.35"

12"x24"

VENEER

ATELIER BAMBOO

± 0.35"

12"x12"

MATT

MOSAIC B

± 0.35"

12"x10"

MATT

HERRINGBONE

± 0.35"

Color shading

 V2

FRONTIER20

COORDINATED PORCELAIN PAVERS

TRAVERTINE VEIN CUT BEIGE





Available size

24"x48"

± 0.8" / 20 mm

Color shading

 V2

The color of tiles printed in this catalog may differ from actual tiles. Tile color reproductions in this catalog are representative only. Slight tone and shade variations are inherent in porcelain tiles. Before selecting a color, we recommend that you contact your local representative, who will provide you with a sample piece of the requested tile.

This porcelain tile product is manufactured with a V2 shade variation. Remember that the amount of color as well as the texture of each piece may vary from tile to tile. Inspect the product immediately upon delivery and select tiles from many boxes during installation to minimize and blend any possible color difference.



PROJECT

INDOOR FLOOR DESIGN
Trail Cross Cut Scabas - 12"x24"

OUTDOOR FLOOR DESIGN
Frontier 20 Travertine Cross Cut Scabas - 12"x12" - 12"x24" - 24"x24"

INDOOR WALL DESIGN
Trail Cross Cut Scabas Mosaic J - 12"x12"

OUTDOOR WALL DESIGN
Veneer World Pro LedgeStone Alpine Desert - 6"x24"

COLORED BODY PORCELAIN TILES & MOSAICS - Rectified Monocaliber

MATT - GRIP

CROSS CUT SCABAS

27%
RECYCLED MATERIAL



Available sizes



12"x24"
MATT
± 0.35"



12"x12"
MATT
MOSAIC B
± 0.35"



12"x12"
MATT
MOSAIC J
± 0.35"

Color shading



FRONTIER20

COORDINATED PORCELAIN PAVERS

TRAVERTINE
CROSS CUT SCABAS

36%
RECYCLED MATERIAL



Available sizes



24"x24"
± 0.8"



12"x24"
± 0.8"



12"x12"
± 0.8"

AMERICANSTONE ★

Color shading



The color of tiles printed in this catalog may differ from actual tiles. Tile color reproductions in this catalog are representative only. Slight tone and shade variations are inherent in porcelain tiles. Before selecting a color, we recommend that you contact your local representative, who will provide you with a sample piece of the requested tile.

This porcelain tile product is manufactured with a V4 shade variation. Remember that the amount of color as well as the texture of each piece may vary from tile to tile. Inspect the product immediately upon delivery and select tiles from many boxes during installation to minimize and blend any possible color difference.



PROJECT

FLOOR DESIGN

Trail Cross Cut Philadelphia - 12"x24"

OUTDOOR FLOOR DESIGN

Frontier 20 Travertine Cross Cut Philadelphia - 12"x24"

WALL DESIGN

Trail Cross Cut Philadelphia Mosaic J - 12"x12"

COLORED BODY PORCELAIN TILES & MOSAICS - Rectified Monocaliber

MATT - GRIP

CROSS CUT PHILADELPHIA

Available sizes

12"x24"
MATT
± 0.35"

12"x12"
MATT
MOSAIC B
± 0.35"

12"x12"
MATT
MOSAIC J
± 0.35"

Color shading

V4

FRONTIER20

TRAVERTINE
CROSS CUT PHILADELPHIA

Available sizes

24"x24"
± 0.8"

12"x24"
± 0.8"

12"x12"
± 0.8"

COORDINATED PORCELAIN PAVERS

AMERICANSTONE ★

Color shading

V4

The color of tiles printed in this catalog may differ from actual tiles. Tile color reproductions in this catalog are representative only. Slight tone and shade variations are inherent in porcelain tiles. Before selecting a color, we recommend that you contact your local representative, who will provide you with a sample piece of the requested tile.

This porcelain tile product is manufactured with a V4 shade variation. Remember that the amount of color as well as the texture of each piece may vary from tile to tile. Inspect the product immediately upon delivery and select tiles from many boxes during installation to minimize and blend any possible color difference.



PROJECT
OUTDOOR FLOOR DESIGN
Frontier 20 Travertine Cross Cut Country Classic - 12"x12" - 12"x24" - 24"x24"
OUTDOOR WALL DESIGN
Veneer World Pro LedgeStone Ridge Beige - 6"x24"
OUTDOOR POOL DESIGN
Frontier20 Travertine Cross Cut Country Classic Trim Pieces

COLORED BODY PORCELAIN TILES & MOSAICS - Rectified Monocaliber

MATT - GRIP

CROSS CUT COUNTRY CLASSIC

Available sizes

12"x24"
MATT
± 0.35"

12"x12"
MATT
MOSAIC B
± 0.35"

12"x12"
MATT
MOSAIC J
± 0.35"

Color shading

V4

FRONTIER20

COORDINATED PORCELAIN PAVERS

TRAVERTINE
CROSS CUT COUNTRY CLASSIC

Available sizes

24"x24"
± 0.8"

12"x24"
± 0.8"

12"x12"
± 0.8"

Color shading

V4

The color of tiles printed in this catalog may differ from actual tiles. Tile color reproductions in this catalog are representative only. Slight tone and shade variations are inherent in porcelain tiles. Before selecting a color, we recommend that you contact your local representative, who will provide you with a sample piece of the requested tile.

This porcelain tile product is manufactured with a V4 shade variation. Remember that the amount of color as well as the texture of each piece may vary from tile to tile. Inspect the product immediately upon delivery and select tiles from many boxes during installation to minimize and blend any possible color difference.



PROJECT
OUTDOOR FLOOR DESIGN
Frontier20 Diamond White - 24"x24"
Frontier20 Patchwork Ash - 24"x24"
WALL DESIGN
Veneer World Urban LedgeStone White Mix - 6"x24"

COLORED BODY PORCELAIN TILES - Rectified Monocaliber

MATT - GRIP

DIAMOND WHITE

27%
RECYCLED MATERIAL



Available sizes



24" x 24"
MATT
± 0.35" / 9 mm



12" x 24"
MATT
± 0.35"

Color shading




V2

FRONTIER²⁰

COORDINATED PORCELAIN PAVERS

DIAMOND WHITE

36%
RECYCLED MATERIAL



Available size



24" x 24"
± 0.8" / 20 mm

Color shading



V2

The color of tiles printed in this catalog may differ from actual tiles. Tile color reproductions in this catalog are representative only. Slight tone and shade variations are inherent in porcelain tiles. Before selecting a color, we recommend that you contact your local representative, who will provide you with a sample piece of the requested tile.

This porcelain tile product is manufactured with a V2 shade variation. Remember that the amount of color as well as the texture of each piece may vary from tile to tile. Inspect the product immediately upon delivery and select tiles from many boxes during installation to minimize and blend any possible color difference.



PROJECT
OUTDOOR FLOOR DESIGN
Frontier20 Fashion Grey - 24"x24"
Frontier20 Patchwork White - 24"x24"
OUTDOOR WALL DESIGN
Veneer World Urban LedgeStone Ash Mix - 6"x24"
COUNTER AND BENCHES
Frontier20 Diamond White - 24"x24"

COLORED BODY PORCELAIN TILES - Rectified Monocaliber

MATT - GRIP

FASHION GREY

26%
RECYCLED MATERIAL



Available sizes



24" x 24"
MATT
± 0.35" / 9 mm



12" x 24"
MATT
± 0.35"

Color shading




V2

FRONTIER20

COORDINATED PORCELAIN PAVERS

FASHION GREY

36%
RECYCLED MATERIAL



Available size



24" x 24"
± 0.8" / 20 mm

Color shading



V2

The color of tiles printed in this catalog may differ from actual tiles. Tile color reproductions in this catalog are representative only. Slight tone and shade variations are inherent in porcelain tiles. Before selecting a color, we recommend that you contact your local representative, who will provide you with a sample piece of the requested tile.

This porcelain tile product is manufactured with a V2 shade variation. Remember that the amount of color as well as the texture of each piece may vary from tile to tile. Inspect the product immediately upon delivery and select tiles from many boxes during installation to minimize and blend any possible color difference.

MADE.IN

CONCRETE LOOK



PROJECT
FLOOR DESIGN
Made.In Freedom White - 24"x48"

COLORED BODY PORCELAIN TILES & MOSAICS - Rectified Monocaliber


MATT - GRIP

FREEDOM WHITE


27%
RECYCLED MATERIAL



Available sizes



24" x 48"
MATT
± 0.35" / 9 mm




24" x 24"
MATT
± 0.35"



12" x 24"
MATT
± 0.35"

Color shading



12" x 24"
GRIP
± 0.35"




12" x 12"
MATT
MOSAIC A
± 0.35"

FRONTIER20

COORDINATED PORCELAIN PAVERS

FREEDOM WHITE

36%
RECYCLED MATERIAL



Available size



24" x 24"
± 0.8" / 20 mm

Color shading



The color of tiles printed in this catalog may differ from actual tiles. Tile color reproductions in this catalog are representative only. Slight tone and shade variations are inherent in porcelain tiles. Before selecting a color, we recommend that you contact your local representative, who will provide you with a sample piece of the requested tile.

This porcelain tile product is manufactured with a V2 shade variation. Remember that the amount of color as well as the texture of each piece may vary from tile to tile. Inspect the product immediately upon delivery and select tiles from many boxes during installation to minimize and blend any possible color difference.



PROJECT
OUTDOOR FLOOR DESIGN
Frontier20 Passion Silver - 24"x24"
Made.In Freedom White Grip - 12"x24"
INDOOR FLOOR DESIGN
Made.In Freedom White Grip - 12"x24"

COLORED BODY PORCELAIN TILES & MOSAICS - Rectified Monocaliber

MATT - GRIP

PASSION SILVER

26%
RECYCLED MATERIAL



Available sizes



24"x48"
MATT
± 0.35" / 9 mm




24"x24"
MATT
± 0.35"



12"x24"
MATT
± 0.35"

Color shading



12"x24"
GRIP
± 0.35"




12"x12"
MATT
MOAIC A
± 0.35"

FRONTIER20

COORDINATED PORCELAIN PAVERS

PASSION SILVER

36%
RECYCLED MATERIAL



Available size



24"x24"
± 0.8" / 20 mm

Color shading



The color of tiles printed in this catalog may differ from actual tiles. Tile color reproductions in this catalog are representative only. Slight tone and shade variations are inherent in porcelain tiles. Before selecting a color, we recommend that you contact your local representative, who will provide you with a sample piece of the requested tile.

This porcelain tile product is manufactured with a V2 shade variation. Remember that the amount of color as well as the texture of each piece may vary from tile to tile. Inspect the product immediately upon delivery and select tiles from many boxes during installation to minimize and blend any possible color difference.



PROJECT
INDOOR FLOOR
Attitude Simply Grey - 24"x24"

COLORED BODY PORCELAIN TILES & MOSAICS - Rectified Monocaliber

MATT - GRIP

SIMPLY GREY

26%
RECYCLED MATERIAL



Available sizes



24"x24"
MATT
± 0.35" / 9 mm



12"x24"
MATT
± 0.35"



8.5"x10"
± 0.35"



12"x12"
MATT
MOSAIC A
± 0.35"

Color shading



V1

FRONTIER20

COORDINATED PORCELAIN PAVERS

SIMPLY GREY

36%
RECYCLED MATERIAL



Available size



24"x24"
± 0.8" / 20 mm

Color shading



V1

The color of tiles printed in this catalog may differ from actual tiles. Tile color reproductions in this catalog are representative only. Slight tone and shade variations are inherent in porcelain tiles. Before selecting a color, we recommend that you contact your local representative, who will provide you with a sample piece of the requested tile.

This porcelain tile product is manufactured with a V2 shade variation. Remember that the amount of color as well as the texture of each piece may vary from tile to tile. Inspect the product immediately upon delivery and select tiles from many boxes during installation to minimize and blend any possible color difference.



PROJECT
FLOOR DESIGN
Explore Arctic White - 24"x48" - 24"x24" - 12"x24"
FLOWERBED
Explore Everest Dark - 24"x24" - 12"x24"

COLORED BODY PORCELAIN TILES, MOSAICS & VENEERS - Rectified Monocaliber

MATT - GRIP

ARCTIC WHITE



Available sizes

24"x48"
MATT
± 0.35" / 9 mm

12"x24"
MATT
± 0.35"

12"x24"
GRIP
± 0.35"

2"x2"
12"x12"
MATT
MOSAIC A
± 0.35"

3.15"x2.8"
12"x10"
MATT
MOSAIC D
± 0.35"

6"x24"
VENEER
URBAN LEDGESTONE
± 0.35"

Color shading

V2

FRONTIER20

COORDINATED PORCELAIN PAVERS

ARCTIC WHITE



Available sizes

24"x48"
± 0.8" / 20 mm

12"x48"
± 0.8"

24"x36" ♦
± 0.8"

24"x24"
± 0.8"

12"x24"
± 0.8"

12"x12"
± 0.8"

Color shading

V2

♦ NOTE: 24"x36" is sold as mix (24"x36" + 12"x24") along with 12"x24".
The two sizes are palletized on the same pallet and sold together.

The color of tiles printed in this catalog may differ from actual tiles. Tile color reproductions in this catalog are representative only. Slight tone and shade variations are inherent in porcelain tiles. Before selecting a color, we recommend that you contact your local representative, who will provide you with a sample piece of the requested tile.

This porcelain tile product is manufactured with a V2 shade variation. Remember that the amount of color as well as the texture of each piece may vary from tile to tile. Inspect the product immediately upon delivery and select tiles from many boxes during installation to minimize and blend any possible color difference.



PROJECT
FLOOR DESIGN
Explore African Beige - 24"x48" - 24"x24" - 12"x24"
Explore African Beige Mosaic D - 12"x10"
WALL DESIGN
Veneer World Urban LedgeStone Explore African Beige - 6"x24"

COLORED BODY PORCELAIN TILES, MOSAICS & VENEERS - Rectified Monocaliber

MATT - GRIP

AFRICAN BEIGE



Available sizes

24"x48"
MATT
± 0.35" / 9 mm

12"x24"
MATT
± 0.35"

12"x24"
GRIP
± 0.35"

24"x48"
GRIP
± 0.35"

12"x12"
MATT
MOSAIC A
± 0.35"

12"x10"
MATT
MOSAIC D
± 0.35"

6"x24"
VENEER
URBAN LEDGESTONE
± 0.35"

Color shading

V2

FRONTIER20

COORDINATED PORCELAIN PAVERS

AFRICAN BEIGE



Available sizes

24"x48"
± 0.8" / 20 mm

12"x48"
± 0.8"

24"x36" ♦
± 0.8"

24"x24"
± 0.8"

12"x24"
± 0.8"

12"x12"
± 0.8"

Color shading

V2

♦ NOTE: 24"x36" is sold as mix (24"x36" + 12"x24") along with 12"x24".
The two sizes are palletized on the same pallet and sold together.

The color of tiles printed in this catalog may differ from actual tiles. Tile color reproductions in this catalog are representative only. Slight tone and shade variations are inherent in porcelain tiles. Before selecting a color, we recommend that you contact your local representative, who will provide you with a sample piece of the requested tile.

This porcelain tile product is manufactured with a V2 shade variation. Remember that the amount of color as well as the texture of each piece may vary from tile to tile. Inspect the product immediately upon delivery and select tiles from many boxes during installation to minimize and blend any possible color difference.



PROJECT
OUTDOOR FLOOR DESIGN
Frontier20 Star Grey - 24"x48"
Frontier20 Star Grey - 12"x48"
Frontier20 Star Grey - 24"x24"
Frontier20 Star Grey - 12"x24"
Frontier20 Star Grey - 12"x12"
WALL DESIGN
Veneer World Urban LedgeStone Explore Arctic White - 6"x24"

COLORED BODY PORCELAIN TILES, MOSAICS & VENEERS - Rectified Monocaliber

MATT - GRIP

STAR GREY

26%
RECYCLED MATERIAL



Available sizes

24"x48"
MATT
± 0.35" / 9 mm

12"x24"
MATT
± 0.35"

12"x24"
GRIP
± 0.35"

24"x48"
GRIP
± 0.35"

12"x12"
MATT
MOSAIC A
± 0.35"

12"x10"
MATT
MOSAIC D
± 0.35"

6"x24"
VENEER
URBAN LEDGESTONE
± 0.35"

Color shading

V2

FRONTIER20

COORDINATED PORCELAIN PAVERS

STAR GREY

36%
RECYCLED MATERIAL



Available sizes

24"x48"
± 0.8" / 20 mm

12"x48"
± 0.8"

24"x36" ♦
± 0.8"

24"x24"
± 0.8"

12"x24"
± 0.8"

12"x12"
± 0.8"

♦ NOTE: 24"x36" is sold as mix (24"x36" + 12"x24") along with 12"x24".
The two sizes are palletized on the same pallet and sold together.

Color shading

V2

The color of tiles printed in this catalog may differ from actual tiles. Tile color reproductions in this catalog are representative only. Slight tone and shade variations are inherent in porcelain tiles. Before selecting a color, we recommend that you contact your local representative, who will provide you with a sample piece of the requested tile.

This porcelain tile product is manufactured with a V2 shade variation. Remember that the amount of color as well as the texture of each piece may vary from tile to tile. Inspect the product immediately upon delivery and select tiles from many boxes during installation to minimize and blend any possible color difference.




PROJECT
FLOOR DESIGN
Journey Natural Ivory - 24"x48"
WALL DESIGN
Journey Natural Ivory - 12"x24"

COLORED BODY PORCELAIN TILES & MOSAICS - Rectified Monocaliber


MATT - GRIP

NATURAL IVORY

27%
RECYCLED MATERIAL




Available sizes



24"x48"
MATT
± 0.35" / 9 mm



12"x24"
MATT
± 0.35"



12"x24"
GRIP
± 0.35"



12"x12"
MATT
MOSAIC A
± 0.35"



12"x10"
MATT
MOSAIC D
± 0.35"

Color shading




V2

FRONTIER20

COORDINATED PORCELAIN PAVERS

NATURAL IVORY

36%
RECYCLED MATERIAL



Available size



24"x24"
± 0.8" / 20 mm

Color shading



V2

The color of tiles printed in this catalog may differ from actual tiles. Tile color reproductions in this catalog are representative only. Slight tone and shade variations are inherent in porcelain tiles. Before selecting a color, we recommend that you contact your local representative, who will provide you with a sample piece of the requested tile.

This porcelain tile product is manufactured with a V2 shade variation. Remember that the amount of color as well as the texture of each piece may vary from tile to tile. Inspect the product immediately upon delivery and select tiles from many boxes during installation to minimize and blend any possible color difference.



PROJECT
FLOOR DESIGN
Frontier20 Modern Grey - 24"x24"

COLORED BODY PORCELAIN TILES & MOSAICS - Rectified Monocaliber


MATT - GRIP

MODERN GREY

26%
RECYCLED MATERIAL




Available sizes



24" x 48"
MATT
± 0.35" / 9 mm



12" x 24"
MATT
± 0.35"



12" x 24"
GRIP
± 0.35"



12" x 12"
MATT
MOSAIC A
± 0.35"



12" x 10"
MATT
MOSAIC D
± 0.35"

Color shading



FRONTIER20

COORDINATED PORCELAIN PAVERS

MODERN GREY

36%
RECYCLED MATERIAL



Available size



24" x 24"
± 0.8" / 20 mm

Color shading



The color of tiles printed in this catalog may differ from actual tiles. Tile color reproductions in this catalog are representative only. Slight tone and shade variations are inherent in porcelain tiles. Before selecting a color, we recommend that you contact your local representative, who will provide you with a sample piece of the requested tile.

This porcelain tile product is manufactured with a V2 shade variation. Remember that the amount of color as well as the texture of each piece may vary from tile to tile. Inspect the product immediately upon delivery and select tiles from many boxes during installation to minimize and blend any possible color difference.



PROJECT
FLOOR DESIGN
Infinity Desert - 12"x24"
Infinity Sky - 12"x24"
Frontier20 Sky - 24"x24"

COLORED BODY PORCELAIN TILES, MOSAICS & VENEERS - Rectified Monocaliber

MATT - GRIP

SKY

27%
RECYCLED MATERIAL



Available sizes



24" x 48"
MATT
± 0.35" / 9 mm



24" x 24"
MATT
± 0.35"



12" x 24"
MATT
± 0.35"

Color shading



12" x 12"
MATT
MOSAIC A
± 0.35"



12" x 24"
MATT
WALL B
± 0.35"



12" x 24"
VENEER
ATELIER WAVE
± 0.35"

FRONTIER20

COORDINATED PORCELAIN PAVERS

SKY

36%
RECYCLED MATERIAL



Available size



24" x 24"
± 0.8" / 20 mm

Color shading



The color of tiles printed in this catalog may differ from actual tiles. Tile color reproductions in this catalog are representative only. Slight tone and shade variations are inherent in porcelain tiles. Before selecting a color, we recommend that you contact your local representative, who will provide you with a sample piece of the requested tile.

This porcelain tile product is manufactured with a V2 shade variation. Remember that the amount of color as well as the texture of each piece may vary from tile to tile. Inspect the product immediately upon delivery and select tiles from many boxes during installation to minimize and blend any possible color difference.



PROJECT
FLOOR DESIGN
Infinity Desert - 24"x24"
Infinity Desert - 12"x24"
WALL DESIGN
Infinity Desert - 12"x24"
Infinity Desert Wall B - 12"x24"

COLORED BODY PORCELAIN TILES, MOSAICS & VENEERS - Rectified Monocaliber

MATT - GRIP

DESERT

27%
RECYCLED MATERIAL

Available sizes

24"x48"
MATT
± 0.35" / 9 mm

24"x24"
MATT
± 0.35"

12"x24"
MATT
± 0.35"

12"x12"
MATT
MOSAIC A
± 0.35"

12"x24"
MATT
WALL B
± 0.35"

12"x24"
VENEER
ATELIER WAVE
± 0.35"

Color shading

V2

FRONTIER20

COORDINATED PORCELAIN PAVERS

DESERT

36%
RECYCLED MATERIAL

Available size

24"x24"
± 0.8" / 20 mm

Color shading

V2

The color of tiles printed in this catalog may differ from actual tiles. Tile color reproductions in this catalog are representative only. Slight tone and shade variations are inherent in porcelain tiles. Before selecting a color, we recommend that you contact your local representative, who will provide you with a sample piece of the requested tile.

This porcelain tile product is manufactured with a V2 shade variation. Remember that the amount of color as well as the texture of each piece may vary from tile to tile. Inspect the product immediately upon delivery and select tiles from many boxes during installation to minimize and blend any possible color difference.



PROJECT
INDOOR FLOOR DESIGN
Frontier20 Absolute - 24"x24"
Frontier20 Absolute Coping & Stair Tread - 13"x24"
Frontier20 Absolute Pool Grid - 6"x24"
OUTDOOR FLOOR DESIGN
Frontier20 Absolute - 24"x24"
WALL DESIGN
Infinity Cosmos - 12"x24"
Infinity Cosmos Wall B - 12"x24"
Infinity Cosmos Mosaic A - 12"x12"
Spirit Elegant Oak - 8"x40"

COLORED BODY PORCELAIN TILES, MOSAICS & VENEERS - Rectified Monocaliber

MATT - GRIP

ABSOLUTE

Available sizes

24"x48"
MATT
± 0.35" / 9 mm

24"x24"
MATT
± 0.35"

12"x24"
MATT
± 0.35"

12"x24"
GRIP
± 0.35"

12"x12"
MATT
MOSAIC A
± 0.35"

12"x24"
MATT
WALL B
± 0.35"

12"x24"
VENEER
ATELIER WAVE
± 0.35"

Color shading

V2

FRONTIER20

COORDINATED PORCELAIN PAVERS

ABSOLUTE

Available size

24"x24"
± 0.8" / 20 mm

Color shading

V2

The color of tiles printed in this catalog may differ from actual tiles. Tile color reproductions in this catalog are representative only. Slight tone and shade variations are inherent in porcelain tiles. Before selecting a color, we recommend that you contact your local representative, who will provide you with a sample piece of the requested tile.

This porcelain tile product is manufactured with a V2 shade variation. Remember that the amount of color as well as the texture of each piece may vary from tile to tile. Inspect the product immediately upon delivery and select tiles from many boxes during installation to minimize and blend any possible color difference.

77



PROJECT
INDOOR FLOOR DESIGN
Infinity Cosmos - 24"x24"
WALL DESIGN
Veneer Atelier Infinity Absolute Wave - 12"x24"
Infinity Absolute - 12"x24"

COLORED BODY PORCELAIN TILES & MOSAICS - Rectified Monocaliber

MATT - GRIP

COSMOS

26%
RECYCLED MATERIAL




Available sizes



24"x24"
MATT
± 0.35" / 9 mm



12"x24"
MATT
± 0.35"



12"x24"
GRIP
± 0.35"



12"x12"
MATT
MOSAIC A
± 0.35"



12"x24"
MATT
WALL B
± 0.35"

Color shading



FRONTIER20

COORDINATED PORCELAIN PAVERS

COSMOS

36%
RECYCLED MATERIAL



Available size



24"x24"
± 0.8" / 20 mm

Color shading



The color of tiles printed in this catalog may differ from actual tiles. Tile color reproductions in this catalog are representative only. Slight tone and shade variations are inherent in porcelain tiles. Before selecting a color, we recommend that you contact your local representative, who will provide you with a sample piece of the requested tile.

This porcelain tile product is manufactured with a V2 shade variation. Remember that the amount of color as well as the texture of each piece may vary from tile to tile. Inspect the product immediately upon delivery and select tiles from many boxes during installation to minimize and blend any possible color difference.



PROJECT
FLOOR DESIGN
Frontier20 Michelangelo Extra White - 24"x48"
Frontier20 Michelangelo Extra White - 12"x48"
Frontier20 Michelangelo Extra White - 24"x24"
Frontier20 Michelangelo Extra White - 12"x24"
Frontier20 Michelangelo Extra White Stair Tread - 12"x24"
Frontier20 Michelangelo Extra White Riser - 8"x24"
WALL DESIGN
Veneer World Alpine Alaska - 6"x24"

COLORED BODY PORCELAIN TILES & MOSAICS - Rectified Monocaliber


MATT - GRIP

MICHELANGELO EXTRA WHITE


27% RECYCLED MATERIAL



Available sizes



24"x48"
MATT
± 0.35" / 9 mm



24"x24"
MATT
± 0.35"



12"x24"
MATT
± 0.35"

Color shading



12"x10"
MATT
MOSAIC D
± 0.35"



12"x10"
MATT
HERRINGBONE
± 0.35"

FRONTIER20

COORDINATED PORCELAIN PAVERS

MICHELANGELO EXTRA WHITE

36% RECYCLED MATERIAL



Available sizes



24"x48"
± 0.8" / 20 mm



12"x48"
± 0.8"



24"x36" ♦
± 0.8"



24"x24"
± 0.8"



12"x24"
± 0.8"



12"x12"
± 0.8"

Color shading















































♦ NOTE: 24"x36" is sold as mix (24"x36" + 12"x24") along with 12"x24".
The two sizes are palletized on the same pallet and sold together.


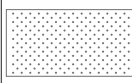




































The color of tiles printed in this catalog may differ from actual tiles. Tile color reproductions in this catalog are representative only. Slight tone and shade variations are inherent in porcelain tiles. Before selecting a color, we recommend that you contact your local representative, who will provide you with a sample piece of the requested tile.

This porcelain tile product is manufactured with a V2 shade variation. Remember that the amount of color as well as the texture of each piece may vary from tile to tile. Inspect the product immediately upon delivery and select tiles from many boxes during installation to minimize and blend any possible color difference.


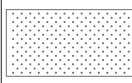


































PORCELAIN TILES
& PAVERS MATCHING CHART

																														
				PORCELAIN TILES						PORCELAIN PAVERS						PORCELAIN MOSAICS						VENEER WORLD								
BLUESTONE LOOK	BLUESTONE		Blue Select	•			•				•	•	•	•	•	•	•		•											
			Thermal Blue Select	•			•						•	•		•	•		•											
			Full Color				•					•	•	•	•	•	•		•											
LIMESTONE LOOK	MOOD EARTH		Limestone	•	•		•	•			•	•	•	•	•	•					•	•							•	
			Dune	•	•		•	•			•	•	•	•	•	•					•	•							•	
			Sand	•	•		•	•			•	•	•	•	•	•					•	•							•	
	MOOD STONE		Frost	•	•		•	•				•					•													
			Ash	•	•		•	•				•					•													
			Charcoal	•	•		•	•				•					•													
	MOOD URBAN		Ivory				•					•																		
			Pearl				•					•																		
			Smoke				•					•																		
SLATE LOOK	ESSENCE		Montauk White	•			•	•	•		•	•	•	•	•	•		•						•				•		
			Montauk Grey	•	•		•	•	•		•	•	•	•	•	•	•		•					•				•		
			Montauk Black	•	•		•	•	•		•	•	•	•	•	•	•		•					•				•		
			California Gold				•		•			•			•	•				•										
			Rustic Gold				•		•			•			•	•				•										
			Mariposa Slate				•		•			•					•			•										

PORCELAIN TILES
& PAVERS MATCHING CHART

																														
			PORCELAIN TILES					PORCELAIN PAVERS					PORCELAIN MOSAICS										VENEER WORLD							
TRAVERTINE LOOK			Cross Cut Pearl	•	•		•				•						•			•										
			Cross Cut Beige	•	•		•					•						•			•									
			Vein Cut Grey	•			•	•				•						•				•								•
			Vein Cut Beige	•			•	•				•						•				•								•
			Cross Cut Scabas				•					•		•		•					•									
			Cross Cut Philadelphia				•					•		•		•		•			•									
			Cross Cut Country Classic				•					•		•		•		•			•									
TERRAZZO LOOK	ELITE		Diamond White			•	•				•																			
			Fashion Grey			•	•					•																		
CONCRETE LOOK	MADE IN		Freedom White	•		•	•	•			•					•														
			Passion Silver	•		•	•	•				•					•													
	ATTITUDE		Simply Grey			•	•		•			•					•													

PORCELAIN TILES & PAVERS MATCHING CHART

																														
			24"x48" MATT ± 0.35" / 9 mm	24"x48" GRIP ± 0.35"	24"x24" MATT ± 0.35"	12"x24" MATT ± 0.35"	12"x24" GRIP ± 0.35"	3"x12" MATT ± 0.35"	8.5"x10" MATT ± 0.35"	24"x48" FRONTIER 20 ± 0.8" / 20 mm	24"x24" FRONTIER 20 ± 0.8"	24"x36" FRONTIER 20 ± 0.8"	12"x24" FRONTIER 20 ± 0.8"	12"x48" FRONTIER 20 ± 0.8"	12"x12" FRONTIER 20 ± 0.8"	MOSAIC A 12"x12" ± 0.35" / 9 mm	MOSAIC B 12"x12" ± 0.35"	MOSAIC D 12"x10" ± 0.35"	MOSAIC H 12"x12" ± 0.35"	MOSAIC J 12"x12" ± 0.35"	HERRINGBONE 10"x12" ± 0.35"	WALL B 12"x24" ± 0.35"	CHEVRON 3D 8"x10" ± 0.35"	PRO LEDGESTONE 6"x24" ± 0.35"	URBAN LEDGESTONE 6"x24" ± 0.35"	ATELIER WAVE 12"x24" ± 0.35"	ATELIER COMBED 12"x24" ± 0.35"	ATELIER BAMBOO 12"x24" ± 0.35"		
			PORCELAIN TILES					PORCELAIN PAVERS					PORCELAIN MOSAICS										VENEER WORLD							
QUARTZ LOOK	EXPLORE		Arctic White	•			•	•			•	•	•	•	•	•		•								•				
			African Beige	•	•		•	•			•	•	•	•	•	•	•		•							•				
			Star Grey	•	•		•	•			•	•	•	•	•	•	•		•							•				
STONE LOOK	JOURNEY		Natural Ivory	•			•	•				•					•		•											
			Modern Grey	•			•	•				•						•		•										
	INFINITY		Sky	•		•	•					•					•						•				•			
			Desert	•		•	•					•						•						•				•		
			Absolute	•		•	•	•				•						•						•				•		
MARBLE LOOK	CHARME EVO		Cosmos			•	•	•				•					•						•							
			Michelangelo Extra White	•		•	•					•	•	•	•	•			•			•								

LANDMARK SURFACES












MATT

A refined matte surface with a contemporary appearance that enhances the natural character of porcelain.

GRIP

The ultimate anti-slip solution able to combine a DCOF ≥ 0.70 and DIN R11 C classification with a low sheen, easy to clean and pleasant to the touch surface. Ideal for outdoor areas and indoor wet spaces such as pools, patios, and SPAs.

PORCELAIN TILE PERFORMANCE DATA

PHYSICAL PROPERTIES	TEST ASTM	NORTH AMERICAN STANDARD A137.1*		RESULTS
		rectified	non rectified	
 Water absorption *	C373	≤ 0.5%	≤ 0.5%	COMPLY WITH ANSI A137.1
 DCOF Average dynamic coefficient of friction **	ANSI A.326.3	As reported	As reported	IW - Interior, Wet
 Resistance to freeze/thaw cycling *	C1026	As reported	As reported	RESISTANT
 Resistance to thermal shock	C484	As reported	As reported	RESISTANT
 Warpage (edge)	C485	Warpage ± 0.4% or ± 0.05 in	Warpage ± 0.75% or ± 0.09 in	COMPLY WITH ANSI A137.1
 Warpage (diagonal)	C485	Warpage ± 0.4% or ± 0.07 in	Warpage ± 0.5% or ± 0.08 in	COMPLY WITH ANSI A137.1
 Wedging	C502	± 0.25% or ± 0.03 in	± 0.5% or ± 0.08 in	COMPLY WITH ANSI A137.1
 Chemical resistance	C650	As reported	As reported	UNAFFECTED
 Resistance to stain	C1378	As reported	As reported	UNAFFECTED
 Breaking strength	C648	250 lbf or greater	250 lbf or greater	COMPLY WITH ANSI A137.1
 Thickness	C499	Range: 0.04 in	Range: 0.04 in	COMPLY WITH ANSI A137.1

- * Average values referred to our production and related to the matt finish of the product.
- ** As far as values relating to the matt finish of the product and to tests carried out by certified external laboratories whose results are avaiable upon request at Headoffice, we are willing to check the lot you are interested in purchasing.
- Be sure to use tiles belonging to the same caliber.














- Test results are available upon request. Those results are based on tests performed in the Landmark laboratory, or by other accredited third parties laboratories over the past months and represent by no means performance guarantee.

- Landmark tiles can be slippery when wet. We recommend to make sure that the surface is always dry.

- The information provided can be subject to change. Please refer to one of our websites (**lcusa.com** or **outdoor.landmarkceramics.com**) for the latest, most accurate and up-to-date information.



PORCELAIN PAVER PERFORMANCE DATA (20 mm)

PHYSICAL PROPERTIES	TEST ASTM	NORTH AMERICAN STANDARD A137.3*	RESULTS
 Water absorption *	C373	≤ 0.5%	COMPLY WITH ANSI A137.3
 DCOF Average dynamic coefficient of friction **	ANSI A.326.3	As reported	EW - Exterior, Wet
 Skid Resistance	EN 16165 (EX DIN 51097)	-	A+B+C
	EN 16165 (EX DIN 51130)		R11
 Resistance to freeze/thaw cycling *	C1026	As reported	RESISTANT
 Resistance to thermal shock	C484	As reported	RESISTANT
 Warpage (edge)	C485	Warpage ± 0.4% or ± 0.05 in	COMPLY WITH ANSI A137.3
 Warpage (diagonal)	C485	Warpage ± 0.4% or ± 0.07 in	COMPLY WITH ANSI A137.3
 Wedging	C502	± 0.25% or ± 0.03 in	COMPLY WITH ANSI A137.3
 Chemical resistance	C650	As reported	UNAFFECTED
 Resistance to stain	C1378	As reported	UNAFFECTED
 Thickness	C499	Range: 0.04 in	COMPLY WITH ANSI A137.3
 Breaking strength	C1050	2000 lbf	COMPLY WITH ANSI A137.3
 Module of Rapture	C1050	5000 psi	COMPLY WITH ANSI A137.3

- * Average values referred to our production and related to the matt finish of the product.
- ** As far as values relating to the matt finish of the product and to tests carried out by certified external laboratories whose results are available upon request at Headoffice, we are willing to check the lot you are interested in purchasing.
- Be sure to use pavers belonging to the same caliber.

- Test results are available on request.

- The information provided can be subject to change. Please refer to one of our websites (**lcusa.com** or **outdoor.landmarkceramics.com**) for the latest, most accurate and up-to-date information.

WARNINGS.


- Outdoor pavings installed unglued above the ground level are subject to the action of the wind, with the risk, in some cases, of becoming airborne.The manufacturer recommends to require the assistance of a qualified professional in order to check the suitability of the installation system above the ground adopted, in accordance with the local laws and regulations and the conditions of use. Failure to do so could result in serious injury or property damage.

If the application of the 20 mm slabs requires the ceramic product used in structural installations, the project engineer and/or customer must carefully assess the project requirements with regard to the technical specifications of the slabs. to prevent the risk of damage or injury, the manufacturer recommends: with regard to a raised floor installation a ceramic slab may fracture on impact if a heavy object falls on it from any significant height. therefore the manufacturer recommends to check the specific intended use before starting the installation and to follow table for raised installation provided below. in certain conditions, reinforcing must be applied on the back of the slabs (double fiberglass mesh) supplied and applied by the manufacturer; with reference to any dry installation system of flooring above the ground level, the manufacturer recommends to comply with local regulations and conditions of use with regard to wind-load, loadbearing, seismic events, etc. Failure to comply with these recommendations may lead to improper use of the product and could cause serious damage or injury. Failure to adhere to the manufacturer's instructions for installation of slabs on raised pedestal systems may result in serious injury.

For further information and recommendations concerning the installation systems please refer to outdoor.landmarkceramics.com website.














PORCELAIN VENEER PERFORMANCE DATA

PHYSICAL PROPERTIES	TEST ASTM	STANDARD A137.1*	RESULTS
 Water absorption *	C373	≤ 0.5%	COMPLY WITH ANSI A137.1
 DCOF Average dynamic coefficient of friction **	ANSI A.326.3	As reported	NOT APPLICABLE
 Skid Resistance	DIN 51097	NOT APPLICABLE	NOT APPLICABLE
	DIN 51130		
 Resistance to freeze/thaw cycling *	C1026	As reported	RESISTANT
 Resistance to thermal shock	C484	As reported	RESISTANT
 Warpage (edge)	C485	Warpage ± 0.4% or ± 0.05 in	COMPLY WITH ANSI A137.1
 Warpage (diagonal)	C485	Warpage ± 0.4% or ± 0.07 in	COMPLY WITH ANSI A137.1
 Wedging	C502	± 0.25% or ± 0.03 in	COMPLY WITH ANSI A137.1
 Chemical resistance	C650	As reported	UNAFFECTED
 Resistance to stain	C1378	As reported	UNAFFECTED
 Thickness	C499	Range: 0.04 in	COMPLY WITH ANSI A137.1
 Breaking strength	C648	250 lbf or greater	COMPLY WITH ANSI A137.1

* Average values referred to our production and related to the matt finish of the product.
- Be sure to use tiles belonging to the same caliber.
- Test results are available on request.
- The information provided can be subject to change. Please refer to **outdoor.landmarkceramics.com** for the latest, most accurate and up-to-date information.

PORCELAIN MOSAIC PERFORMANCE DATA

PHYSICAL PROPERTIES	TEST ASTM	NORTH AMERICAN STANDARD A137.1*	RESULTS
 Water absorption *	C373	≤ 0.5%	COMPLY WITH ANSI A137.1
 DCOF Average dynamic coefficient of friction **	ANSI A.326.3	As reported	IW - Interior, Wet
 Resistance to freeze/thaw cycling *	C1026	As reported	RESISTANT
 Resistance to thermal shock	C484	As reported	RESISTANT
 Warpage (edge)	C485	Warpage ± 0.4% or ± 0.05 in	COMPLY WITH ANSI A137.1
 Warpage (diagonal)	C485	Warpage ± 0.4% or ± 0.07 in	COMPLY WITH ANSI A137.1
 Wedging	C502	± 0.25% or ± 0.03 in	COMPLY WITH ANSI A137.1
 Chemical resistance	C650	As reported	UNAFFECTED
 Resistance to stain	C1378	As reported	UNAFFECTED
 Breaking strength	C648	250 lbf or greater	COMPLY WITH ANSI A137.1
 Thickness	C499	Range: 0.01 in	COMPLY WITH ANSI A137.1

* Average values referred to our production and related to the matt finish of the product.
** As far as values relating to the matt finish of the product and to tests carried out by certified external laboratories whose results are available upon request at Headoffice, we are willing to check the lot you are interested in purchasing.
- Be sure to use Mosaic Tiles belonging to the same caliber.
- Test results are available upon request. Those results are based on tests performed in the Landmark laboratory, or by other accredited third parties laboratories over the past months and represent by no means performance guarantee.
- Landmark Mosaic Tiles can be slippery when wet. We recommend to make sure that the surface is always dry.
- The information provided can be subject to change. Please refer to **outdoor.landmarkceramics.com** or to **lcusa.com** for the latest, most accurate and up-to-date information.



Landmark Ceramics - UST, Inc.

1427 N. Main Street

Mount Pleasant, TN 38474

Tel. 931.325.5700

lcusa.com

LEARN MORE ABOUT

