

WallPlay 3D

The new facade language
for contemporary architecture

LANDMARK
CERAMICS

LANDMARK CERAMICS

A new landmark in the ceramic industry

Landmark ceramics is an American company, based in Tennessee that has set out to research, manufacture and sell top quality porcelain ceramics in North America. Technological innovation, market presence, attention to detail, the welfare of people and the environment, efficient service and a thorough product range make Landmark a new benchmark in the North American market for those who are looking for a reliable partner for any building and architecture project using US made top quality porcelain tiles.

WallPlay3D

Advantages

A — Versatile & polyhedral 04
B — Modular & creative 06
C — Highest performances in every condition 10
D — Innovative look, traditional installation 14
E — Limitless expression 16

Project

F — Structures & Colors 22
G — Module Family 24
H — Patterns 32
I — Grouts 33
J — How it works 34
K — Project directory 36

WallPlay3D

Advantages

A — Versatile & polyhedral

B — Modular & creative

C — Highest performances in every condition

D — Innovative look, traditional installation

E — Limitless expression

OUTDOOR WALL DESIGN
MODULE CODE: CR-11
COLOR: Atelier Groove S Indiana Grey Select
Atelier Groove L Indiana Grey Select

Versatile & polyhedral

WallPlay 3D is a versatile and polyhedral project that offers **infinite creative design solutions for outdoor facades**, both in urban architectures as well as in more traditional contests.
Enjoy the **freedom to choose** one or more Module, textures and colors and to combine them in one of the countless modular patterns, to create stunning building facade designs, full of character and personality.

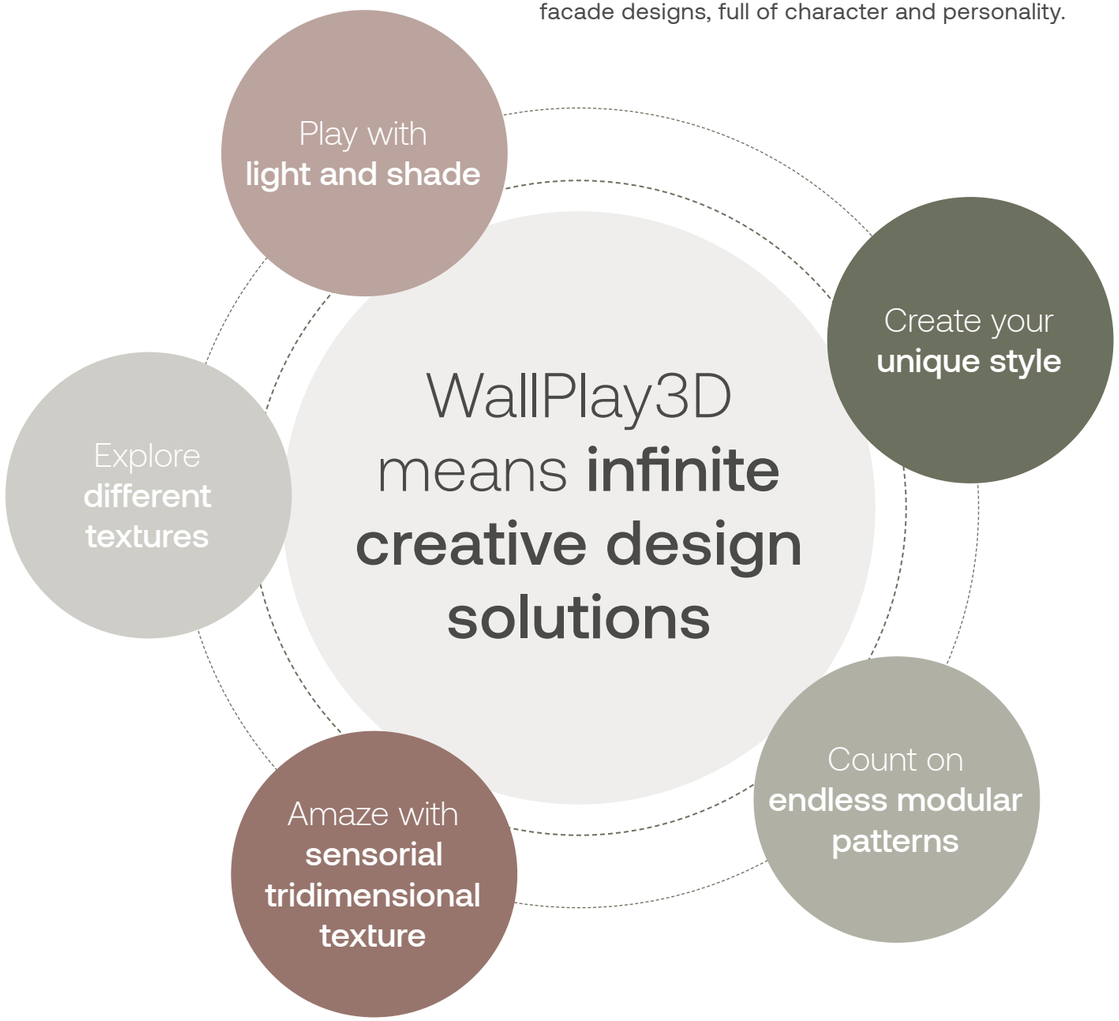



OUTDOOR WALL DESIGN
MODULE CODE: **CR-11**
COLOR: **Atelier Groove S Indiana Grey Select**
Atelier Groove L Indiana Grey Select

Modular & creative

With WallPlay 3D, multiple 3D textures, each one available in **multiple modular sizes,** support architects and designers, enhancing their creativity through the possibility of **combining them to create a broad range of modules**, without any issue or surprise during installation, in order to design infinite patterns and easily characterize any type of facade.



OUTDOOR WALL DESIGN
MODULE CODE: **6-01**
COLOR: **Atelier Groove S Indiana Buff Select**
MODULE CODE: **6-02**
COLOR: **Atelier Groove L Indiana Buff Select**



OUTDOOR WALL DESIGN
MODULE CODE: **12-03**
COLOR: **Atelier Dynamic Indiana Buff Select**



Highest performances in every condition

All WallPlay 3D products are strong and durable, frost, fire, scratch, acid and chemical proof; they are UV resistant, do not fade and are stain resistant, **easy to clean and maintain**.
Last but not least, they are eco-friendly, plastic, formaldehyde, PVC and VOC free, energy efficient and healthy, since they do not develop smoke even if exposed to fire and are inhospitable to bacteria, dust mites, fungi, mold and other irritants.
A unique and extraordinary material, able to match also the most demanding expectations and to keep its beauty over time.

Sustainability

- RECYCLABLE
- ECO-FRIENDLY AND SAFE
- ENERGY EFFICIENT
- FLOOR HEAT FRIENDLY
- VERY LONG SERVICE LIFE
- COST SAVING OVER TIME

Health

- PREVENT BACTERIA GROWTH
- ZERO ALLERGENES
- ZERO SMOKE DEVELOPMENT
- ZERO FORMALDEHYDE
- ZERO PVC ZERO VOC
- PLASTIC FREE

Safety & Durability

- NATURAL INGREDIENTS
- SCRATCH AND DENT RESISTANT
- FADE AND UV RESISTANT
- RESISTANT TO ACID
- WATER PROOF
- FIRE PROOF

Easy care

- DOESN'T BEND
- PET FRIENDLY
- RESISTANT TO FROST
- STAIN RESISTANCE
- EASY TO KEEP CLEAN

Versatility

- FLOOR AND WALL



OUTDOOR WALL DESIGN
MODULE CODE: **CR-10**
COLOR: **Atelier Groove S Indiana Buff Select**
Atelier Groove L Indiana Buff Select
MODULE CODE: **CR-12**
COLOR: **Atelier Groove S Indiana Buff Select**
Atelier Groove L Indiana Buff Select

Innovative look, traditional installation

While WallPlay 3D is an **innovative and revolutionary project** in terms of technical and aesthetical features, when it comes to the installation, it is very easy to manage. In fact, WallPlay 3D can be installed by easily following the best practices of the masonry ceramic industry, just paying attention to slightly adapt them to match the characteristics of porcelain material.

Concrete masonry unit

Metal building

Wood frame

Metal frame

Cement board

Peace of mind installation

But there is more: not only you can count on a **peace of mind installation**, but you will also be amazed at how easy it will be to install WallPlay 3D, thanks to the **precise calibration**, sharp edge and thickness uniformity among all different pieces.



Limitless expression

WallPlay 3D offers a wide product portfolio to ensure countless compositions hence endless solutions to personalize and give character to every facade application by **combining textures and sizes into multiple modules,** to be combined among themselves to create infinite patterns, with the peace of mind of the superior performances of the best porcelain and of a traditional and easy installation. **A real game changing tool**, that aims to become a point of reference for all professionals looking for new and innovative answers to their design needs for facade cladding.



OUTDOOR WALL DESIGN
MODULE CODE: **12-01**
COLOR: **Atelier Groove S Indiana Grey Select**
MODULE CODE: **12-03**
color: **Atelier Dynamic Indiana Grey Select**

WallPlay3D

Project

F — Color themes & palette

G — Sizes & patterns

H — Vibrations

I — Grouts

J — How it works

K — Project directory



OUTDOOR WALL DESIGN
MODULE CODE: CR-6
COLOR: Atelier Groove S Indiana Grey Select
Atelier Groove L Indiana Grey Select

OUTDOOR WALL DESIGN
MODULE CODE: 12-02
COLOR: Atelier Groove L Indiana Grey Select
MODULE CODE: 6-01
COLOR: Atelier Groove S Indiana Buff Select
MODULE CODE: 6-02
COLOR: Atelier Groove L Indiana Grey Select

Wallplay 3D color palette is offered in **two coloration combined with a set of three tridimensional** texture that can either work alone or blended to give unique appeal all over the façade.

Project

Structures & Colors

ATELIER GROOVE S

Scratched finish that blends the essence of natural stone with the highest technology to achieve an elegant decoration above the porcelain tile. **The brushed and hammered embossed texture** creates special plays of light and shadow, along with surface scratches.

ATELIER GROOVE L

Big size scratched finish translates natural inspiration through an innovative technology creating a simple and elegant decoration. **The embossed surface** features a fine brushed and hammered texture that achieve special shading effects along with scratches.

ATELIER DYNAMIC

Elaborated finish with multiple geometries on the surface. With this texture Landmark offers a contemporary solution that preserves the natural touch of the stone, characterized by micro lines running along the undulating dunes of the surface.

Indiana Buff Select

from Indiana Salem Design Project

Indiana Grey Select

from Indiana Salem Design Project



Module Family

Module - Creative

Module-creative is composed of 1 or 2 sizes, from same or from different textures, to create multiple shapes.

Module-12 (12”x24” based)

Module-12 is obtained by combining 1 or more sub-sizes, from same or different textures, to create a 12x24 sized module.

Module-6 (6”x24” based)

Module- 6 is obtained by combining 1 or more sub-sizes, from same or different textures, to create a 6x24 sized module.



OUTDOOR WALL DESIGN
MODULE CODE: CR-6
COLOR: Atelier Groove S Indiana Grey Select
Atelier Groove L Indiana Grey Select

Project

Module-12

12”x24” based



12-01

Atelier Groove S 12”x24”



12-02

Atelier Groove L 12”x24”



12-03

Atelier Dynamic 12”x24”

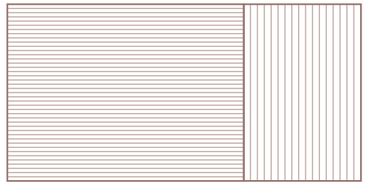

12-04

Atelier Groove S 16”x12”
Atelier Groove L 8”x12”

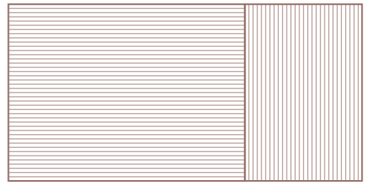

12-05

Atelier Groove S 16”x12” - 8”x12”



12-10

Atelier Groove S 8”x12”
Atelier Groove L 16”x12”



12-11

Atelier Groove L 8”x12” - 16”x12”



12-06

Atelier Groove S 16”x12”
Atelier Groove L 8”x12”

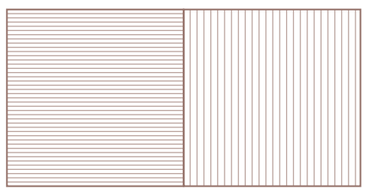

12-07

Atelier Groove S 12”x12”
Atelier Groove L 12”x12”



12-12

Atelier Groove S 8”x12”
Atelier Groove L 16”x12”



12-13

Atelier Groove S 12”x12”
Atelier Groove L 12”x12”

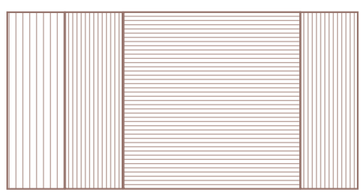

12-08

Atelier Groove S 4”x12” - 12”x12”
Atelier Groove L 4”x12”

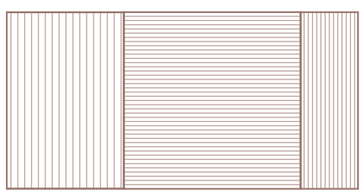

12-09

Atelier Groove S 4”x12” - 12”x12”
Atelier Groove L 8”x12”

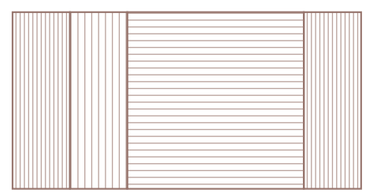

12-14

Atelier Groove S 4”x12”
Atelier Groove L 4”x12” - 12”x12”

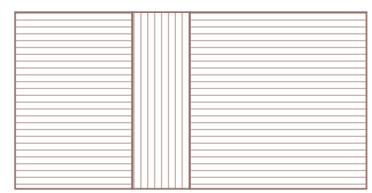

12-15

Atelier Groove L 4”x12” - 8”x12” - 12”x12”

Module-6

6”x24” based

6-01

Atelier Groove S 6”x24”

6-02

Atelier Groove L 6”x24”

6-03

Atelier Dynamic 6”x24”

6-04

Atelier Groove S 3”x24”
Atelier Groove L 3”x24”

6-05

Atelier Groove S 3”x12”
Atelier Groove L 3”x12” - 6”x12”

6-06

Atelier Groove S 6”x12”
Atelier Groove L 6”x12”

6-07

Atelier Groove S 2”x24”
Atelier Groove L 4”x24”



Project

Module-Creative

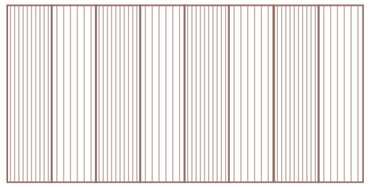

CR-01

Atelier Groove S 3”x12”
Atelier Groove L 3”x12”

CR-02

Atelier Groove S 6”x24”
Atelier Groove L 6”x24”



CR-03

Atelier Groove S 6”x12”
Atelier Groove L 6”x12”

CR-04

Atelier Groove S 2”x12” - 6”x12”
Atelier Groove L 6”x12”

CR-05

Atelier Groove S 2”x24” - 6”x24”

CR-06

Atelier Groove S 2”x24”
Atelier Groove L 6”x24”

CR-07

Atelier Groove S 4”x24”
Atelier Groove L 3”x24”

CR-08

Atelier Groove S 2”x24” - 4”x24”

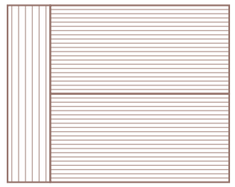

CR-09

Atelier Groove S 6”x12”
Atelier Groove L 3”x12”

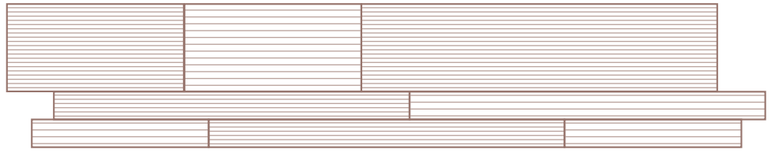

CR-10

Atelier Groove S 2”x24” - 4”x12” - 4”x24”
Atelier Groove L 2”x12” - 4”x12” - 2”x24”



CR-11

Atelier Groove S 3”x12”
Atelier Groove L 6”x12”

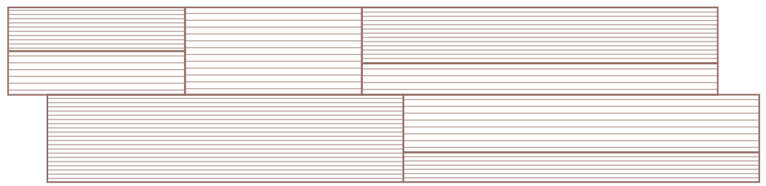

CR-12

Atelier Groove S 3”x12” - 2”x24” - 4”x24” - 6”x24”
Atelier Groove L 3”x12” - 6”x12” - 2”x24” - 4”x24”

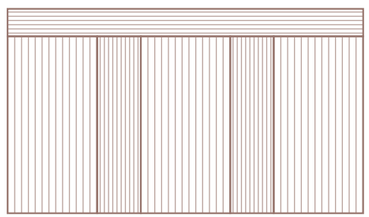

CR-13

Atelier Groove S 2”x24” - 3”x12”
Atelier Groove L 6”x12”

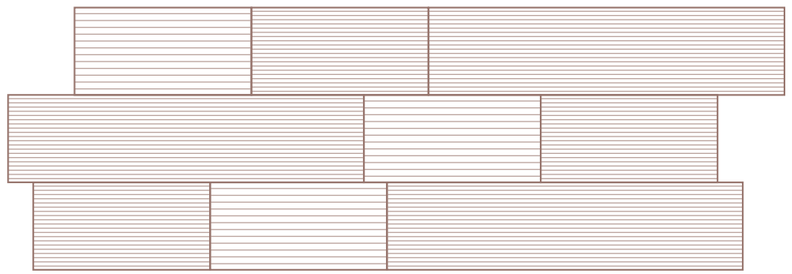

CR-14

Atelier Groove S 6”x12” - 6”x24”
Atelier Groove L 6”x12”

Patterns

Patterns are the combination of different modules, and are divided in two categories: mono and dual.
To avoid fuzzy mix of patterns.
We have already selected all the best possibilities for your convenience in the Project Directory at page 36.

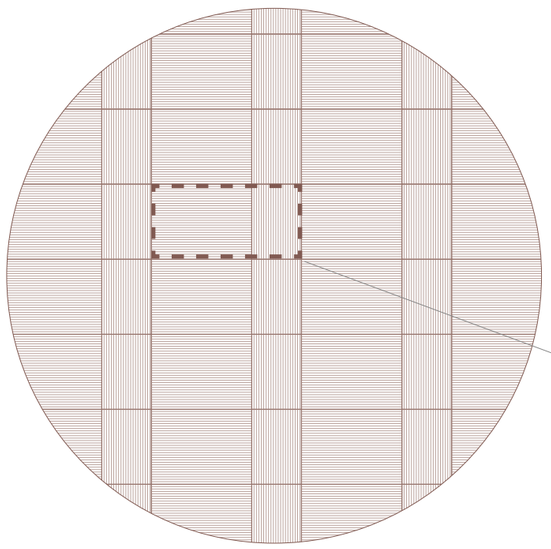

Mono



Select a module and repeat it on the whole facade, aligned or staggered.

Dual

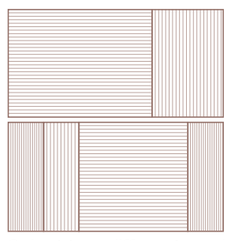

Module 01
+
Module 02

Select two different modules and install alternating them line over line, choosing even in this case either an aligned or staggered installation schema.

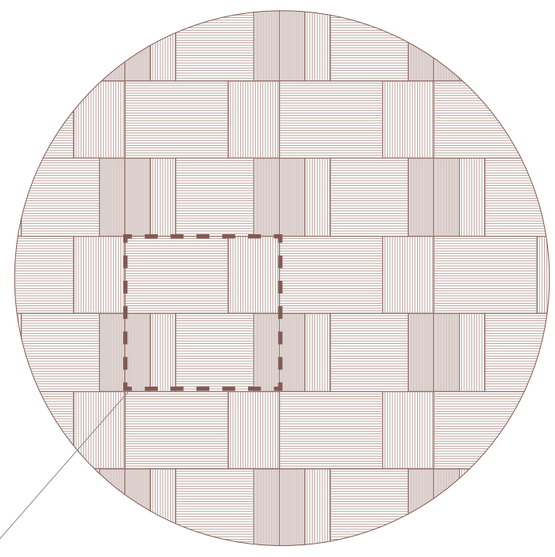

Grouts

Adding grout is essential. It makes the facade extremely original without sacrificing qualities such as strength and safety. Grout color can be chosen to crate same tone cromatic effect with the tiles.

		Mapei			Laticrete		
		01 Alabaster	105 Driftwood	27 Silver	90 Light Pewter	27 Hemp	78 Sterling Silver
Atlelier Groove S Indiana Buff Select		●	●		●	●	
Atlelier Groove L Indiana Buff Select		●	●		●	●	
Atlelier Dynamic Indiana Buff Select		●	●		●	●	
Atlelier Groove S Indiana Grey Select			●	●		●	●
Atlelier Groove L Indiana Grey Select			●	●		●	●
Atlelier Dynamic Indiana Grey Select			●	●		●	●

How it works

Explore all the possibilities available with WallPlay 3D. Finding the combination that best suits your design needs is so easy.
You can personalize the building's facade by choosing the desired colors, modules to create your patterns and grout.

Project

_1 Select a color

Indiana Buff Select

Atelier Groove S
Indiana Buff Select

Atelier Groove L
Indiana Buff Select

Atelier Dynamic
Indiana Buff Select

Indiana Grey Select

Atelier Groove S
Indiana Grey Select

Atelier Groove L
Indiana Grey Select

Atelier Dynamic
Indiana Grey Select

_2 Select a module family

Module-12
12"x24" based

Module-6
6"x24" based

Module-Creative

See point number _3 in this same page for full possibilities.

_3 Choose a module

Module-12
12"x24" based



12-01
Atelier Groove S

12-02
Atelier Groove L

12-03
Atelier Dynamic

12-04
Atelier Groove S +
Atelier Groove L

12-05
Atelier Groove S

12-06
Atelier Groove S +
Atelier Groove L

12-07
Atelier Groove S +
Atelier Groove L

12-08
Atelier Groove S +
Atelier Groove L

12-09
Atelier Groove S +
Atelier Groove L

12-10
Atelier Groove S +
Atelier Groove L

12-11
Atelier Groove L

12-12
Atelier Groove S +
Atelier Groove L

12-13
Atelier Groove S +
Atelier Groove L

12-14
Atelier Groove S +
Atelier Groove L

12-15
Atelier Groove S +
Atelier Groove L

Module-6
6"x24" based

6-01
Atelier Groove S

6-02
Atelier Groove L

6-03
Atelier Dynamic

6-04
Atelier Groove S +
Atelier Groove L

6-05
Atelier Groove S +
Atelier Groove L

6-06
Atelier Groove S +
Atelier Groove L

6-07
Atelier Groove S +
Atelier Groove L

Module-Creative

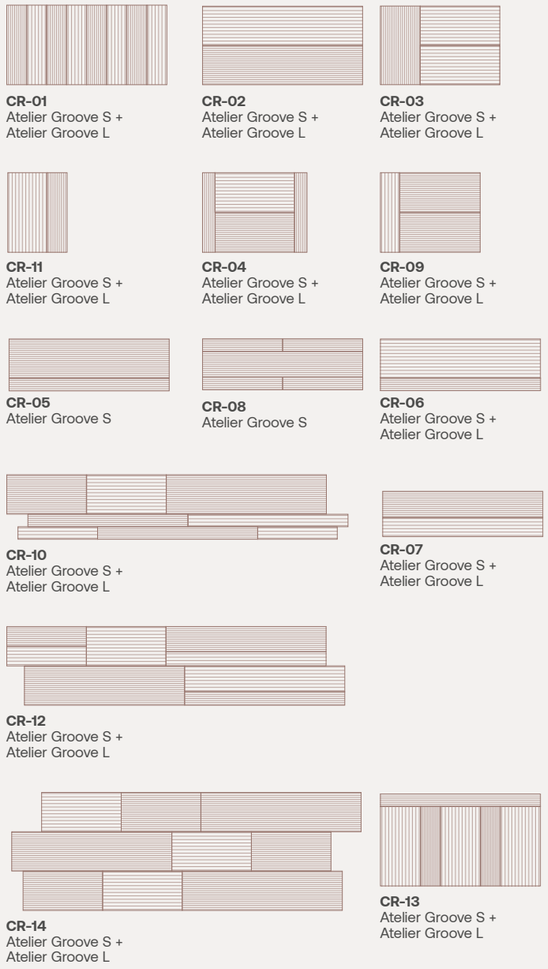

CR-01
Atelier Groove S +
Atelier Groove L

CR-02
Atelier Groove S +
Atelier Groove L

CR-03
Atelier Groove S +
Atelier Groove L

CR-11
Atelier Groove S +
Atelier Groove L

CR-04
Atelier Groove S +
Atelier Groove L

CR-09
Atelier Groove S +
Atelier Groove L

CR-05
Atelier Groove S

CR-08
Atelier Groove S

CR-06
Atelier Groove S +
Atelier Groove L

CR-10
Atelier Groove S +
Atelier Groove L

CR-07
Atelier Groove S +
Atelier Groove L

CR-12
Atelier Groove S +
Atelier Groove L

CR-14
Atelier Groove S +
Atelier Groove L

CR-13
Atelier Groove S +
Atelier Groove L

_4 Choose a pattern

Mono

Mono pattern is obtained by repeating the same module on the whole facade. It can be installed aligned or staggered. See in the forthcoming pages for full installation schemas.



Dual

for example
12-05 Atelier Groove S
+
12-04 Atelier Groove S +
Atelier Groove L

Dual pattern is achieved by selecting two different modules and applying them alternately line over line, choosing an aligned or staggered installation pattern.

_5 Add grout

Choose your grout color to create same tone chromatic effect.

- MAPEI: 01 Alabaster
  LATICRETE: 90 Light Pewter
- MAPEI: 105 Driftwood
  LATICRETE: 27 Hemp
- MAPEI: 27 Silver
  LATICRETE: 78 Sterling Silver

Module-12

12”x24” based

Project directory

Horizontal Installation
Vertical Installation

	12-01	12-04	12-05	12-06	12-07	12-08	12-09	12-02	12-10	12-11	12-12	12-13	12-14	12-15	12-03
12-01	page **42** page **52**	page **62** page **78**		page **62** page **78**	page **64** page **80**	page **64** page **80**	page **64** page **80**	page **62** page **78**			page **66** page **82**	page **68** page **84**	page **68** page **84**	page **68** page **84**	
12-04		page **44** page **54**	page **74** page **90**						page **70** page **86**	page **70** page **86**					
12-05			page **44** page **54**												
12-06				page **44** page **54**							page **70** page **86**				
12-07					page **46** page **56**							page **72** page **88**			
12-08						page **46** page **56**	page **74** page **90**						page **72** page **88**		
12-09							page **46** page **56**							page **72** page **88**	
12-02								page **42** page **52**	page **66** page **82**	page **66** page **82**					
12-10									page **48** page **58**	page **74** page **90**					
12-11										page **48** page **58**					
12-12											page **48** page **58**				
12-13												page **50** page **60**			
12-14													page **50** page **60**	page **76** page **92**	
12-15														page **50** page **60**	
12-03															page **42** page **52**

Module-6

6”x24” based

Project directory

Horizontal Installation
Vertical Installation

	6-01	6-04	6-06	6-02	6-05	6-07	6-03
6-01	page **94** page **100**	page **106** page **114**	page **108** page **116**	page **106** page **114**	page **108** page **116**	page **108** page **116**	
6-04		page **96** page **102**				page **110** page **118**	
6-06			page **96** page **102**		page **110** page **118**		
6-02		page **106** page **114**		page **94** page **100**		page **110** page **118**	
6-05					page **96** page **102**	page **112** page **120**	
6-07						page **98** page **104**	
6-03							page **94** page **100**

OUTDOOR WALL DESIGN
MODULE CODE: **6-02**
COLOR: **Atelier Groove L Indiana Grey Select**

Module-Creative

Project directory

Horizontal Installation
Vertical Installation

	CR-01	CR-02	CR-03	CR-04	CR-05	CR-06	CR-07	CR-08	CR-09	CR-10	CR-11	CR-12	CR-13	CR-14
CR-01	page 122 page 132													
CR-02		page 122 page 132												
CR-03			page 122 page 132											
CR-04				page 124 page 134										
CR-05		page 152 page 174			page 124 page 134									
CR-06		page 152 page 172			page 154 page 174	page 124 page 134	page 154 page 174							
CR-07		page 150 page 170					page 126 page 136							
CR-08								page 126 page 136						
CR-09									page 126 page 136					
CR-10										page 130 page 140		page 160 page 180		
CR-11											page 128 page 138			
CR-12												page 130 page 140		
CR-13													page 128 page 138	
CR-14														page 130 page 140
6-01					page 142 page 162	page 142 page 162	page 142 page 162			page 156 page 176		page 156 page 176		page 156 page 176
6-02					page 144 page 164	page 144 page 164	page 144 page 164			page 157 page 177		page 157 page 177		page 157 page 177
6-04					page 146 page 166	page 146 page 166	page 146 page 166			page 158 page 178		page 158 page 178		page 158 page 178
6-05		page 148 page 168				page 150 page 170	page 148 page 168	page 148 page 168		page 159				
6-06												page 159 page 179		page 159 page 179
6-07		page 150 page 170			page 154 page 174		page 152 page 172							

Project

Mono Pattern
Horizontal Installation

Module-12

12”x24” based

SIZE PERCENTAGES TO CREATE THIS SCHEME:

ATELIER GROOVE S	
12”x24”	100 %

I 02

MODULE CODE
12-01 INDIANA BUFF SELECT

I 62

MODULE CODE
12-01 INDIANA GREY SELECT

SIZE PERCENTAGES TO CREATE THIS SCHEME:

ATELIER GROOVE L	
12”x24”	100 %

I 04

MODULE CODE
12-02 INDIANA BUFF SELECT

I 64

MODULE CODE
12-02 INDIANA GREY SELECT



SIZE PERCENTAGES TO CREATE THIS SCHEME:

ATELIER DYNAMIC	
12”x24”	100 %

I 01

MODULE CODE
12-03 INDIANA BUFF SELECT

I 61

MODULE CODE
12-03 INDIANA GREY SELECT

Project

Mono Pattern
Horizontal Installation

Module-12

12”x24” based

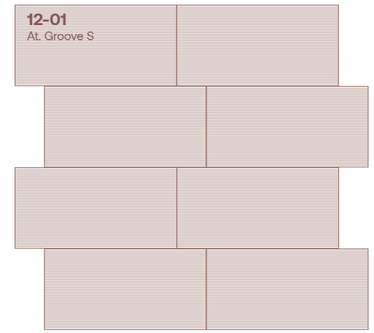

SIZE PERCENTAGES TO CREATE THIS SCHEME:

ATELIER GROOVE S	
12”x24”	100 %

S 122

MODULE CODE
12-01 INDIANA BUFF SELECT

S 199

MODULE CODE
12-01 INDIANA GREY SELECT

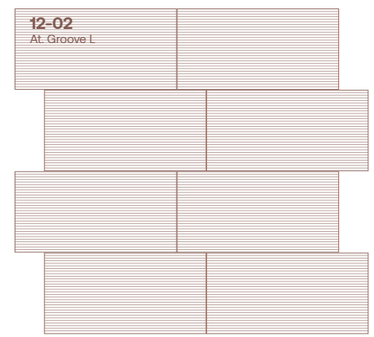

SIZE PERCENTAGES TO CREATE THIS SCHEME:

ATELIER GROOVE L	
12”x24”	100 %

S 124

MODULE CODE
12-02 INDIANA BUFF SELECT



S 201

MODULE CODE
12-02 INDIANA GREY SELECT



SIZE PERCENTAGES TO CREATE THIS SCHEME:

ATELIER DYNAMIC	
12”x24”	100 %

S 121

MODULE CODE
12-03 INDIANA BUFF SELECT



S 198

MODULE CODE
12-03 INDIANA GREY SELECT

Module-12

Mono Pattern
Horizontal Installation

12”x24” based

SIZE PERCENTAGES TO CREATE THIS SCHEME:

ATELIER GROOVE S		ATELIER GROOVE L	
16”x12”	67 %	8”x12”	33 %

SCHEME NUMBER: **I 336**

MODULE CODE

12-04 INDIANA BUFF SELECT

SCHEME NUMBER: **I 337**

MODULE CODE

12-04 INDIANA GREY SELECT

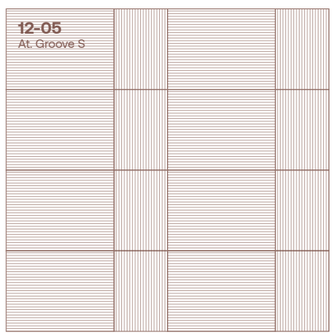

SIZE PERCENTAGES TO CREATE THIS SCHEME:

ATELIER GROOVE S			
16”x12”	67 %	8”x12”	33 %

I 310

MODULE CODE

12-05 INDIANA BUFF SELECT

I 311

MODULE CODE

12-05 INDIANA GREY SELECT

SIZE PERCENTAGES TO CREATE THIS SCHEME:

ATELIER GROOVE S		ATELIER GROOVE L	
16”x12”	67 %	8”x12”	33 %

I 312

MODULE CODE

12-06 INDIANA BUFF SELECT

I 313

MODULE CODE

12-06 INDIANA GREY SELECT

Project

Module-12

Mono Pattern
Horizontal Installation

12”x24” based

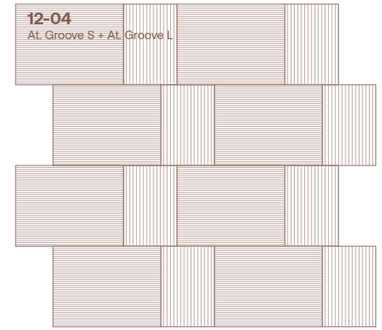

SIZE PERCENTAGES TO CREATE THIS SCHEME:

ATELIER GROOVE S		ATELIER GROOVE L	
16”x12”	67 %	8”x12”	33 %

SCHEME NUMBER: **S 336**

MODULE CODE

12-04 INDIANA BUFF SELECT

SCHEME NUMBER: **S 337**

MODULE CODE

12-04 INDIANA GREY SELECT

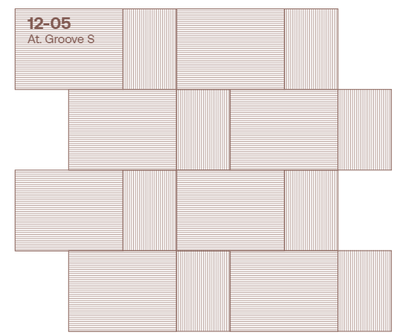

SIZE PERCENTAGES TO CREATE THIS SCHEME:

ATELIER GROOVE S			
16”x12”	67 %	8”x12”	33 %

S 310

MODULE CODE

12-05 INDIANA BUFF SELECT

S 311

MODULE CODE

12-05 INDIANA GREY SELECT



SIZE PERCENTAGES TO CREATE THIS SCHEME:

ATELIER GROOVE S		ATELIER GROOVE L	
16”x12”	67 %	8”x12”	33 %

S 312

MODULE CODE

12-06 INDIANA BUFF SELECT

S 313

MODULE CODE

12-06 INDIANA GREY SELECT

Module-12

12”x24” based

Mono Pattern
Horizontal Installation

SIZE PERCENTAGES TO CREATE THIS SCHEME:

ATELIER GROOVE S		ATELIER GROOVE L	
12”x12”	50 %	12”x12”	50 %

I 314

MODULE CODE

12-07 INDIANA BUFF SELECT

I 315

MODULE CODE

12-07 INDIANA GREY SELECT

SIZE PERCENTAGES TO CREATE THIS SCHEME:

ATELIER GROOVE S		ATELIER GROOVE L	
4”x12”	20 %	4”x12”	20 %
12”x12”	60 %		

I 316

MODULE CODE

12-08 INDIANA BUFF SELECT

I 317

MODULE CODE

12-08 INDIANA GREY SELECT

SIZE PERCENTAGES TO CREATE THIS SCHEME:

ATELIER GROOVE S		ATELIER GROOVE L	
12”x12”	50 %	8”x12”	33 %
4”x12”	17 %		

I 318

MODULE CODE

12-09 INDIANA BUFF SELECT

I 319

MODULE CODE

12-09 INDIANA GREY SELECT

Project

Module-12

12”x24” based

Mono Pattern
Horizontal Installation

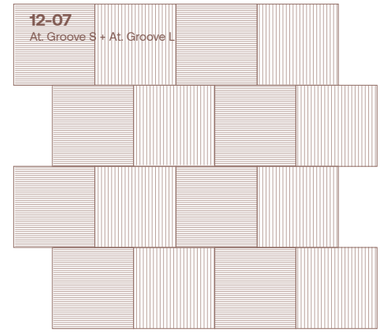

SIZE PERCENTAGES TO CREATE THIS SCHEME:

ATELIER GROOVE S		ATELIER GROOVE L	
12”x12”	50 %	12”x12”	50 %

S 314

MODULE CODE

12-07 INDIANA BUFF SELECT

S 315

MODULE CODE

12-07 INDIANA GREY SELECT

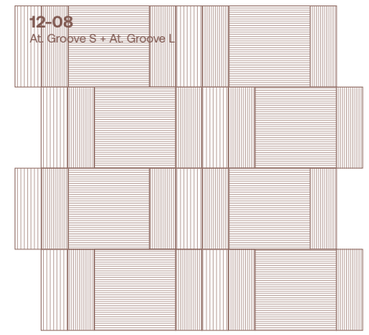

SIZE PERCENTAGES TO CREATE THIS SCHEME:

ATELIER GROOVE S		ATELIER GROOVE L	
4”x12”	20 %	4”x12”	20 %
12”x12”	60 %		

S 316

MODULE CODE

12-08 INDIANA BUFF SELECT

S 317

MODULE CODE

12-08 INDIANA GREY SELECT

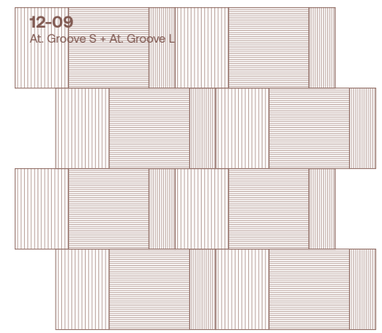

SIZE PERCENTAGES TO CREATE THIS SCHEME:

ATELIER GROOVE S		ATELIER GROOVE L	
12”x12”	50 %	8”x12”	33 %
4”x12”	17 %		

S 318

MODULE CODE

12-09 INDIANA BUFF SELECT

S 319

MODULE CODE

12-09 INDIANA GREY SELECT

Module-12

Mono Pattern
Horizontal Installation

12”x24” based



SIZE PERCENTAGES TO CREATE THIS SCHEME:

ATELIER GROOVE S		ATELIER GROOVE L	
8”x12”	33 %	16”x12”	67 %

I 320

MODULE CODE
12-10 INDIANA BUFF SELECT

I 321

MODULE CODE
12-10 INDIANA GREY SELECT



SIZE PERCENTAGES TO CREATE THIS SCHEME:

ATELIER GROOVE L			
16”x12”	67 %	8”x12”	33 %

I 322

MODULE CODE
12-11 INDIANA BUFF SELECT

I 323

MODULE CODE
12-11 INDIANA GREY SELECT

SIZE PERCENTAGES TO CREATE THIS SCHEME:

ATELIER GROOVE S		ATELIER GROOVE L	
8”x12”	33 %	16”x12”	67 %

I 324

MODULE CODE
12-12 INDIANA BUFF SELECT

I 325

MODULE CODE
12-12 INDIANA GREY SELECT

Project

Mono Pattern
Horizontal Installation

Module-12

12”x24” based

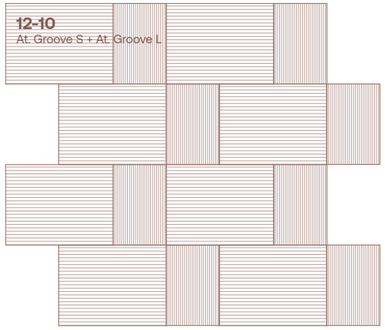

SIZE PERCENTAGES TO CREATE THIS SCHEME:

ATELIER GROOVE S		ATELIER GROOVE L	
8”x12”	33 %	16”x12”	67 %

S 320

MODULE CODE
12-10 INDIANA BUFF SELECT

S 321

MODULE CODE
12-10 INDIANA GREY SELECT

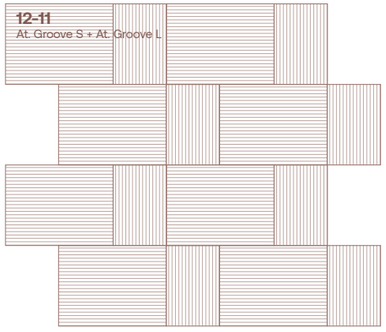

SIZE PERCENTAGES TO CREATE THIS SCHEME:

ATELIER GROOVE S		ATELIER GROOVE L	
8”x12”	33 %	16”x12”	67 %

S 322

MODULE CODE
12-11 INDIANA BUFF SELECT

S 323

MODULE CODE
12-11 INDIANA GREY SELECT

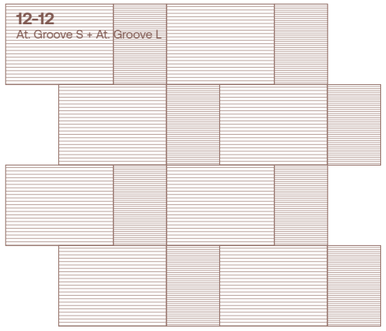

SIZE PERCENTAGES TO CREATE THIS SCHEME:

ATELIER GROOVE S		ATELIER GROOVE L	
8”x12”	33 %	16”x12”	67 %

S 324

MODULE CODE
12-12 INDIANA BUFF SELECT

S 325

MODULE CODE
12-12 INDIANA GREY SELECT

Project

Mono Pattern
Horizontal Installation

Module-12

12”x24” based

SIZE PERCENTAGES TO CREATE THIS SCHEME:

ATELIER GROOVE S		ATELIER GROOVE L	
12”x12”	50 %	12”x12”	50 %

I 326

MODULE CODE

12-13 INDIANA BUFF SELECT

I 327

MODULE CODE

12-13 INDIANA GREY SELECT

SIZE PERCENTAGES TO CREATE THIS SCHEME:

ATELIER GROOVE S		ATELIER GROOVE L	
4”x12”	33 %	4”x12”	17 %
		12”x12”	50 %

I 328

MODULE CODE

12-14 INDIANA BUFF SELECT

I 329

MODULE CODE

12-14 INDIANA GREY SELECT



SIZE PERCENTAGES TO CREATE THIS SCHEME:

ATELIER GROOVE S			
8”x12”	3 %	4”x12”	17 %
12”x12”	50 %		

I 26

MODULE CODE

12-15 INDIANA BUFF SELECT

I 86

MODULE CODE

12-15 INDIANA GREY SELECT

Project

Mono Pattern
Horizontal Installation

Module-12

12”x24” based



SIZE PERCENTAGES TO CREATE THIS SCHEME:

ATELIER GROOVE S		ATELIER GROOVE L	
12”x12”	50 %	12”x12”	50 %

S 326

MODULE CODE

12-13 INDIANA BUFF SELECT

S 327

MODULE CODE

12-13 INDIANA GREY SELECT



SIZE PERCENTAGES TO CREATE THIS SCHEME:

ATELIER GROOVE S		ATELIER GROOVE L	
4”x12”	33 %	4”x12”	17 %
		12”x12”	50 %

S 328

MODULE CODE

12-14 INDIANA BUFF SELECT

S 329

MODULE CODE

12-14 INDIANA GREY SELECT



SIZE PERCENTAGES TO CREATE THIS SCHEME:

ATELIER GROOVE S			
8”x12”	3 %	4”x12”	17 %
12”x12”	50 %		

S 338

MODULE CODE

12-14 INDIANA BUFF SELECT

S 339

MODULE CODE

12-14 INDIANA GREY SELECT

Project

Mono Pattern
Vertical Installation

Module-12

12”x24” based



SIZE PERCENTAGES TO CREATE THIS SCHEME:

ATELIER GROOVE S	
12”x24”	100 %

I 02

MODULE CODE
12-01 INDIANA BUFF SELECT

I 62

MODULE CODE
12-01 INDIANA GREY SELECT



SIZE PERCENTAGES TO CREATE THIS SCHEME:

ATELIER GROOVE L	
12”x24”	100 %

I 04

MODULE CODE
12-02 INDIANA BUFF SELECT

I 64

MODULE CODE
12-02 INDIANA GREY SELECT



SIZE PERCENTAGES TO CREATE THIS SCHEME:

ATELIER DYNAMIC	
12”x24”	100 %

I 01

MODULE CODE
12-03 INDIANA BUFF SELECT

I 61

MODULE CODE
12-03 INDIANA GREY SELECT

Project

Mono Pattern
Vertical Installation

Module-12

12”x24” based



SIZE PERCENTAGES TO CREATE THIS SCHEME:

ATELIER GROOVE S	
12”x24”	100 %

S 122

MODULE CODE
12-01 INDIANA BUFF SELECT

S 199

MODULE CODE
12-01 INDIANA GREY SELECT



SIZE PERCENTAGES TO CREATE THIS SCHEME:

ATELIER GROOVE L	
12”x24”	100 %

S 124

MODULE CODE
12-02 INDIANA BUFF SELECT



S 201

MODULE CODE
12-02 INDIANA GREY SELECT

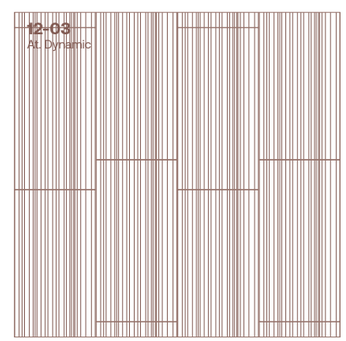

SIZE PERCENTAGES TO CREATE THIS SCHEME:

ATELIER DYNAMIC	
12”x24”	100 %

S 121

MODULE CODE
12-03 INDIANA BUFF SELECT

S 198

MODULE CODE
12-03 INDIANA GREY SELECT

Project

Mono Pattern
Vertical Installation

Module-12

12”x24” based

SIZE PERCENTAGES TO CREATE THIS SCHEME:

ATELIER GROOVE S		ATELIER GROOVE L	
16”x12”	67 %	8”x12”	33 %

SCHEME NUMBER: **IV 336**

MODULE CODE

12-04 INDIANA BUFF SELECT

SCHEME NUMBER: **IV 337**

MODULE CODE

12-04 INDIANA GREY SELECT

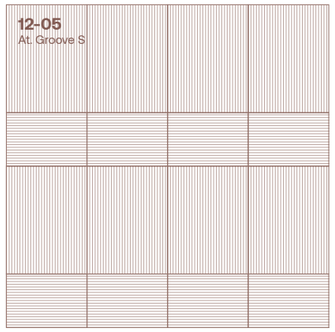

SIZE PERCENTAGES TO CREATE THIS SCHEME:

ATELIER GROOVE S			
16”x12”	67 %	8”x12”	33 %

IV 310

MODULE CODE

12-05 INDIANA BUFF SELECT

IV 311

MODULE CODE

12-05 INDIANA GREY SELECT

SIZE PERCENTAGES TO CREATE THIS SCHEME:

ATELIER GROOVE S		ATELIER GROOVE L	
16”x12”	67 %	8”x12”	33 %

IV 312

MODULE CODE

12-06 INDIANA BUFF SELECT

IV 313

MODULE CODE

12-06 INDIANA GREY SELECT

Project

Mono Pattern
Vertical Installation

Module-12

12”x24” based

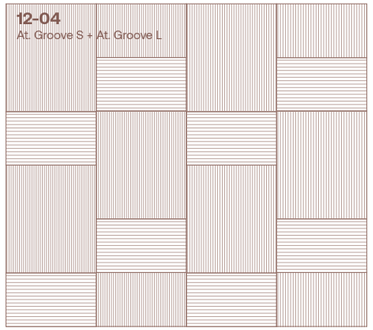

SIZE PERCENTAGES TO CREATE THIS SCHEME:

ATELIER GROOVE S		ATELIER GROOVE L	
16”x12”	67 %	8”x12”	33 %

SCHEME NUMBER: **SV 336**

MODULE CODE

12-04 INDIANA BUFF SELECT

SCHEME NUMBER: **SV 337**

MODULE CODE

12-04 INDIANA GREY SELECT



SIZE PERCENTAGES TO CREATE THIS SCHEME:

ATELIER GROOVE S			
16”x12”	67 %	8”x12”	33 %

SV 310

MODULE CODE

12-05 INDIANA BUFF SELECT

S V311

MODULE CODE

12-05 INDIANA GREY SELECT

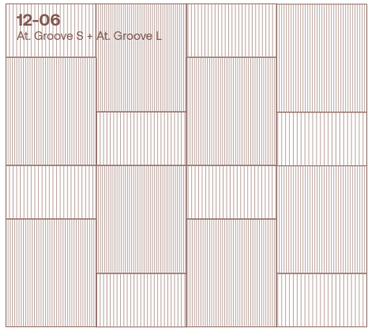

SIZE PERCENTAGES TO CREATE THIS SCHEME:

ATELIER GROOVE S		ATELIER GROOVE L	
16”x12”	67 %	8”x12”	33 %

SV 312

MODULE CODE

12-06 INDIANA BUFF SELECT

SV 313

MODULE CODE

12-06 INDIANA GREY SELECT

Project

Mono Pattern Vertical Installation

Module-12

12”x24” based

SIZE PERCENTAGES TO CREATE THIS SCHEME:

ATELIER GROOVE S		ATELIER GROOVE L	
12”x12”	50 %	12”x12”	50 %

IV 314

MODULE CODE

12-07 INDIANA BUFF SELECT

IV 315

MODULE CODE

12-07 INDIANA GREY SELECT

SIZE PERCENTAGES TO CREATE THIS SCHEME:

ATELIER GROOVE S		ATELIER GROOVE L	
4”x12”	20 %	4”x12”	20 %
12”x12”	60 %		

I 316

MODULE CODE

12-08 INDIANA BUFF SELECT

I 317

MODULE CODE

12-08 INDIANA GREY SELECT

SIZE PERCENTAGES TO CREATE THIS SCHEME:

ATELIER GROOVE S		ATELIER GROOVE L	
12”x12”	50 %	8”x12”	33 %
4”x12”	17 %		

IV 318

MODULE CODE

12-09 INDIANA BUFF SELECT

IV 319

MODULE CODE

12-09 INDIANA GREY SELECT

Project

Mono Pattern Vertical Installation

Module-12

12”x24” based



SIZE PERCENTAGES TO CREATE THIS SCHEME:

ATELIER GROOVE S		ATELIER GROOVE L	
12”x12”	50 %	12”x12”	50 %

S 314

MODULE CODE

12-07 INDIANA BUFF SELECT

S 315

MODULE CODE

12-07 INDIANA GREY SELECT



SIZE PERCENTAGES TO CREATE THIS SCHEME:

ATELIER GROOVE S		ATELIER GROOVE L	
4”x12”	20 %	4”x12”	20 %
12”x12”	60 %		

S 316

MODULE CODE

12-08 INDIANA BUFF SELECT

S 317

MODULE CODE

12-08 INDIANA GREY SELECT

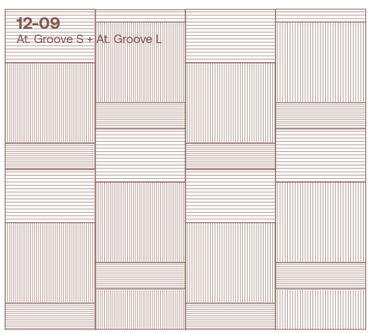

SIZE PERCENTAGES TO CREATE THIS SCHEME:

ATELIER GROOVE S		ATELIER GROOVE L	
12”x12”	50 %	8”x12”	33 %
4”x12”	17 %		

S 318

MODULE CODE

12-09 INDIANA BUFF SELECT

S 319

MODULE CODE

12-09 INDIANA GREY SELECT

Module-12

Mono Pattern
Vertical Installation

12”x24” based

SIZE PERCENTAGES TO CREATE THIS SCHEME:

ATELIER GROOVE S		ATELIER GROOVE L	
8”x12”	33 %	16”x12”	67 %

IV 320

MODULE CODE

12-10 INDIANA BUFF SELECT

I V321

MODULE CODE

12-10 INDIANA GREY SELECT



SIZE PERCENTAGES TO CREATE THIS SCHEME:

ATELIER GROOVE L			
16”x12”	67 %	8”x12”	33 %

IV 322

MODULE CODE

12-11 INDIANA BUFF SELECT

IV 323

MODULE CODE

12-11 INDIANA GREY SELECT



SIZE PERCENTAGES TO CREATE THIS SCHEME:

ATELIER GROOVE S		ATELIER GROOVE L	
8”x12”	33 %	16”x12”	67 %

IV 324

MODULE CODE

12-12 INDIANA BUFF SELECT

IV 325

MODULE CODE

12-12 INDIANA GREY SELECT

Project

Mono Pattern
Vertical Installation

Module-12

12”x24” based



SIZE PERCENTAGES TO CREATE THIS SCHEME:

ATELIER GROOVE S		ATELIER GROOVE L	
8”x12”	33 %	16”x12”	67 %

SV 320

MODULE CODE

12-10 INDIANA BUFF SELECT

SV 321

MODULE CODE

12-10 INDIANA GREY SELECT

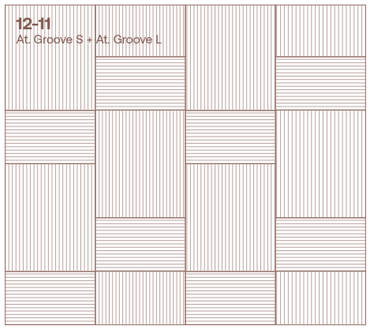

SIZE PERCENTAGES TO CREATE THIS SCHEME:

ATELIER GROOVE S		ATELIER GROOVE L	
8”x12”	33 %	16”x12”	67 %

SV 322

MODULE CODE

12-11 INDIANA BUFF SELECT

SV 323

MODULE CODE

12-11 INDIANA GREY SELECT

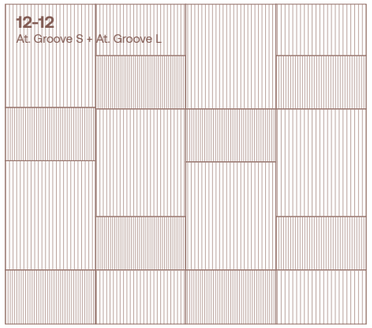

SIZE PERCENTAGES TO CREATE THIS SCHEME:

ATELIER GROOVE S		ATELIER GROOVE L	
8”x12”	33 %	16”x12”	67 %

SV 324

MODULE CODE

12-12 INDIANA BUFF SELECT

SV 325

MODULE CODE

12-12 INDIANA GREY SELECT

Project

Module-12

12”x24” based

Mono Pattern
Vertical Installation



SIZE PERCENTAGES TO CREATE THIS SCHEME:

ATELIER GROOVE S		ATELIER GROOVE L	
12”x12”	50 %	12”x12”	50 %

IV 326

MODULE CODE

12-13 INDIANA BUFF SELECT

IV 327

MODULE CODE

12-13 INDIANA GREY SELECT

SIZE PERCENTAGES TO CREATE THIS SCHEME:

ATELIER GROOVE S		ATELIER GROOVE L	
4”x12”	33 %	4”x12”	17 %
		12”x12”	50 %

IV 328

MODULE CODE

12-14 INDIANA BUFF SELECT

IV 329

MODULE CODE

12-14 INDIANA GREY SELECT



SIZE PERCENTAGES TO CREATE THIS SCHEME:

ATELIER GROOVE S			
8”x12”	3 %	4”x12”	17 %
12”x12”	50 %		

IV 26

MODULE CODE

12-15 INDIANA BUFF SELECT

IV 86

MODULE CODE

12-15 INDIANA GREY SELECT

Project

Module-12

12”x24” based

Mono Pattern
Vertical Installation

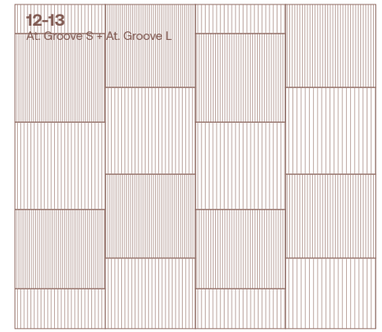

SIZE PERCENTAGES TO CREATE THIS SCHEME:

ATELIER GROOVE S		ATELIER GROOVE L	
12”x12”	50 %	12”x12”	50 %

SV 326

MODULE CODE

12-13 INDIANA BUFF SELECT

SV 327

MODULE CODE

12-13 INDIANA GREY SELECT



SIZE PERCENTAGES TO CREATE THIS SCHEME:

ATELIER GROOVE S		ATELIER GROOVE L	
4”x12”	33 %	4”x12”	17 %
		12”x12”	50 %

SV 328

MODULE CODE

12-14 INDIANA BUFF SELECT

SV 329

MODULE CODE

12-14 INDIANA GREY SELECT

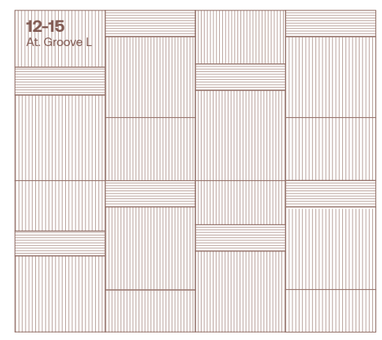

SIZE PERCENTAGES TO CREATE THIS SCHEME:

ATELIER GROOVE S			
8”x12”	3 %	4”x12”	17 %
12”x12”	50 %		

SV 338

MODULE CODE

12-14 INDIANA BUFF SELECT

SV 339

MODULE CODE

12-14 INDIANA GREY SELECT

Module-12

Dual Pattern
Horizontal Installation

12”x24” based

SIZE PERCENTAGES TO CREATE THIS SCHEME:

ATELIER GROOVE S		ATELIER GROOVE L	
12”x24”	50 %	12”x24”	50 %

SCHEME NUMBER: **I 03**

MODULE CODE
12-01 INDIANA BUFF SELECT
12-02 INDIANA BUFF SELECT

SCHEME NUMBER: **I 63**

MODULE CODE
12-01 INDIANA GREY SELECT
12-02 INDIANA GREY SELECT

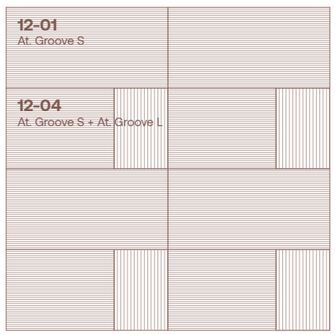

SIZE PERCENTAGES TO CREATE THIS SCHEME:

ATELIER GROOVE S		ATELIER GROOVE L	
12”x24”	50 %	8”x12”	17 %
16”x12”	33 %		

SCHEME NUMBER: **I 05**

MODULE CODE
12-01 INDIANA BUFF SELECT
12-04 INDIANA BUFF SELECT

SCHEME NUMBER: **I 65**

MODULE CODE
12-01 INDIANA GREY SELECT
12-04 INDIANA GREY SELECT

SIZE PERCENTAGES TO CREATE THIS SCHEME:

ATELIER GROOVE S		ATELIER GROOVE L	
12”x24”	50 %	8”x12”	17 %
16”x12”	33 %		

SCHEME NUMBER: **I 07**

MODULE CODE
12-01 INDIANA BUFF SELECT
12-06 INDIANA BUFF SELECT

SCHEME NUMBER: **I 67**

MODULE CODE
12-01 INDIANA GREY SELECT
12-06 INDIANA GREY SELECT

Project

Module-12

Dual Pattern
Horizontal Installation

12”x24” based

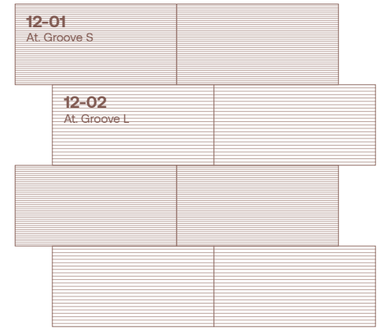

SIZE PERCENTAGES TO CREATE THIS SCHEME:

ATELIER GROOVE S		ATELIER GROOVE L	
12”x24”	50 %	12”x24”	50 %

SCHEME NUMBER: **S 123**

MODULE CODE
12-01 INDIANA BUFF SELECT
12-02 INDIANA BUFF SELECT



SCHEME NUMBER: **S 200**

MODULE CODE
12-01 INDIANA GREY SELECT
12-02 INDIANA GREY SELECT

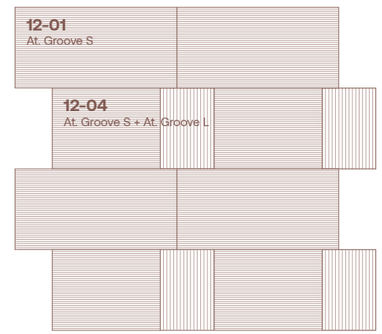

SIZE PERCENTAGES TO CREATE THIS SCHEME:

ATELIER GROOVE S		ATELIER GROOVE L	
12”x24”	50 %	8”x12”	17 %
16”x12”	33 %		

SCHEME NUMBER: **S 125**

MODULE CODE
12-01 INDIANA BUFF SELECT
12-04 INDIANA BUFF SELECT

SCHEME NUMBER: **S 202**

MODULE CODE
12-01 INDIANA GREY SELECT
12-04 INDIANA GREY SELECT

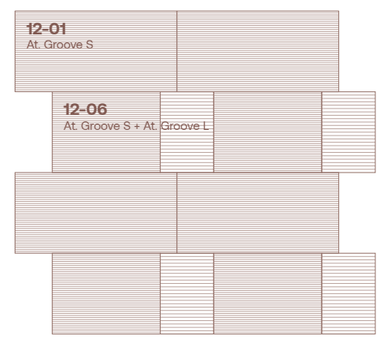

SIZE PERCENTAGES TO CREATE THIS SCHEME:

ATELIER GROOVE S		ATELIER GROOVE L	
12”x24”	50 %	8”x12”	17 %
16”x12”	33 %		

SCHEME NUMBER: **S 127**

MODULE CODE
12-01 INDIANA BUFF SELECT
12-06 INDIANA BUFF SELECT



SCHEME NUMBER: **S 204**

MODULE CODE
12-01 INDIANA GREY SELECT
12-06 INDIANA GREY SELECT

Module-12

12”x24” based

Dual Pattern
Horizontal Installation

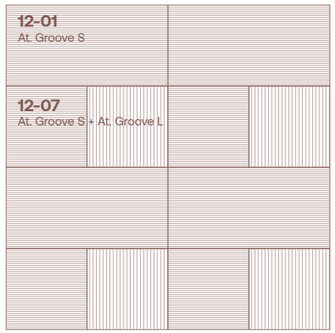

SIZE PERCENTAGES TO CREATE THIS SCHEME:

ATELIER GROOVE S		ATELIER GROOVE L	
12”x12”	25 %	12”x12”	25 %
12”x24”	50 %		

I 08

MODULE CODE
12-01 INDIANA BUFF SELECT
12-07 INDIANA BUFF SELECT

I 68

MODULE CODE
12-01 INDIANA GREY SELECT
12-07 INDIANA GREY SELECT

SIZE PERCENTAGES TO CREATE THIS SCHEME:

ATELIER GROOVE S		ATELIER GROOVE L	
4”x12”	9 %	4”x12”	9 %
12”x12”	27 %		
12”x24”	55 %		

I 09

MODULE CODE
12-01 INDIANA BUFF SELECT
12-08 INDIANA BUFF SELECT

I 69

MODULE CODE
12-01 INDIANA GREY SELECT
12-08 INDIANA GREY SELECT

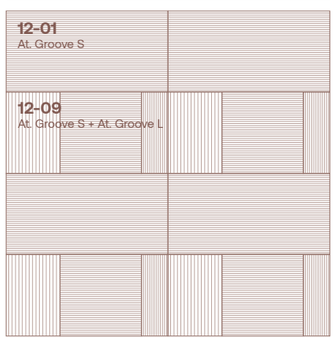

SIZE PERCENTAGES TO CREATE THIS SCHEME:

ATELIER GROOVE S		ATELIER GROOVE L	
4”x12”	8 %	8”x12”	17 %
12”x12”	30 %		
12”x24”	25 %		

I 10

MODULE CODE
12-01 INDIANA BUFF SELECT
12-09 INDIANA BUFF SELECT

I 70

MODULE CODE
12-01 INDIANA GREY SELECT
12-09 INDIANA GREY SELECT

Project

Module-12

12”x24” based

Dual Pattern
Horizontal Installation

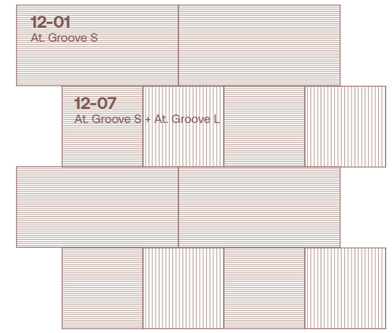

SIZE PERCENTAGES TO CREATE THIS SCHEME:

ATELIER GROOVE S		ATELIER GROOVE L	
12”x12”	25 %	12”x12”	25 %
12”x24”	50 %		

S 128

MODULE CODE
12-01 INDIANA BUFF SELECT
12-07 INDIANA BUFF SELECT

S 205

MODULE CODE
12-01 INDIANA GREY SELECT
12-07 INDIANA GREY SELECT

SIZE PERCENTAGES TO CREATE THIS SCHEME:

ATELIER GROOVE S		ATELIER GROOVE L	
4”x12”	9 %	4”x12”	9 %
12”x12”	27 %		
12”x24”	55 %		

S 129

MODULE CODE
12-01 INDIANA BUFF SELECT
12-08 INDIANA BUFF SELECT

S 205

MODULE CODE
12-01 INDIANA GREY SELECT
12-08 INDIANA GREY SELECT

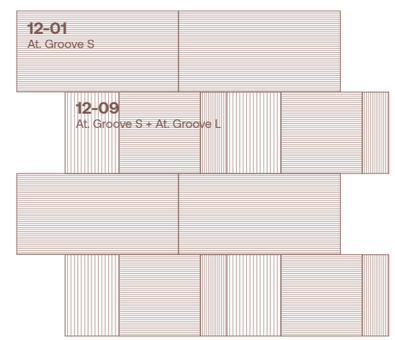

SIZE PERCENTAGES TO CREATE THIS SCHEME:

ATELIER GROOVE S		ATELIER GROOVE L	
4”x12”	8 %	8”x12”	17 %
12”x12”	30 %		
12”x24”	25 %		

S 130

MODULE CODE
12-01 INDIANA BUFF SELECT
12-09 INDIANA BUFF SELECT

S 207

MODULE CODE
12-01 INDIANA GREY SELECT
12-09 INDIANA GREY SELECT

Module-12

Dual Pattern
Horizontal Installation

12”x24” based

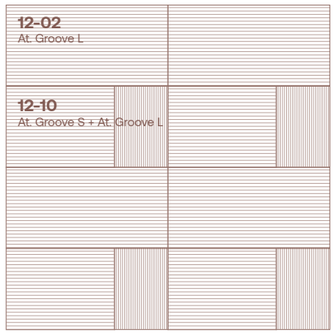

SIZE PERCENTAGES TO CREATE THIS SCHEME:

ATELIER GROOVE S		ATELIER GROOVE L	
8”x12”	17 %	12”x24”	50 %
		16”x12”	33 %

I 11

MODULE CODE
12-02 INDIANA BUFF SELECT
12-10 INDIANA BUFF SELECT

I 71

MODULE CODE
12-02 INDIANA GREY SELECT
12-10 INDIANA GREY SELECT



SIZE PERCENTAGES TO CREATE THIS SCHEME:

ATELIER GROOVE L	
12”x24”	50 %
16”x12”	33 %
8”x12”	17 %

I 12

MODULE CODE
12-02 INDIANA BUFF SELECT
12-11 INDIANA BUFF SELECT

I 72

MODULE CODE
12-02 INDIANA GREY SELECT
12-11 INDIANA GREY SELECT

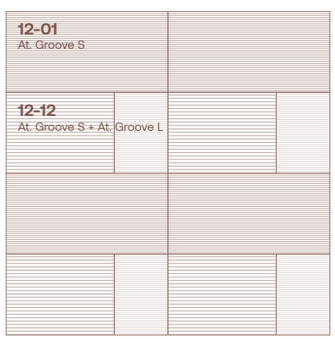

SIZE PERCENTAGES TO CREATE THIS SCHEME:

ATELIER GROOVE S		ATELIER GROOVE L	
8”x12”	17 %	16”x12”	33 %
12”x24”	50 %		

I 13

MODULE CODE
12-01 INDIANA BUFF SELECT
12-12 INDIANA BUFF SELECT

I 73

MODULE CODE
12-01 INDIANA GREY SELECT
12-12 INDIANA GREY SELECT

Project

Module-12

Dual Pattern
Horizontal Installation

12”x24” based

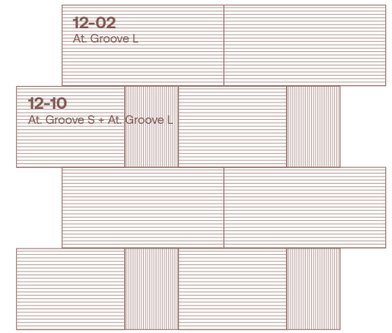

SIZE PERCENTAGES TO CREATE THIS SCHEME:

ATELIER GROOVE S		ATELIER GROOVE L	
8”x12”	17 %	12”x24”	50 %
		16”x12”	33 %

S 131

MODULE CODE
12-02 INDIANA BUFF SELECT
12-10 INDIANA BUFF SELECT



S 208

MODULE CODE	
12-02 INDIANA GREY SELECT	
12-10 INDIANA GREY SELECT	

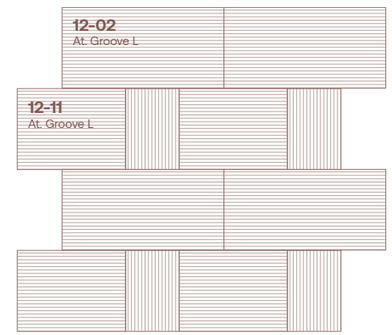

SIZE PERCENTAGES TO CREATE THIS SCHEME:

ATELIER GROOVE L	
12”x24”	50 %
16”x12”	33 %
8”x12”	17 %

S 132

MODULE CODE
12-02 INDIANA BUFF SELECT
12-11 INDIANA BUFF SELECT



S 209

MODULE CODE
12-02 INDIANA GREY SELECT
12-11 INDIANA GREY SELECT

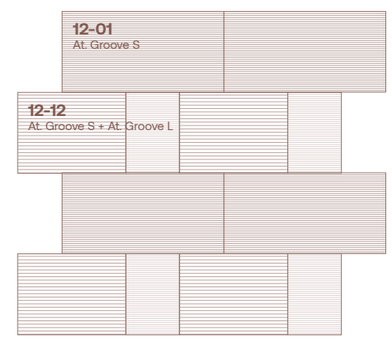

SIZE PERCENTAGES TO CREATE THIS SCHEME:

ATELIER GROOVE S		ATELIER GROOVE L	
8”x12”	17 %	16”x12”	33 %
12”x24”	50 %		

S 133

MODULE CODE
12-01 INDIANA BUFF SELECT
12-12 INDIANA BUFF SELECT



S 210

MODULE CODE
12-01 INDIANA GREY SELECT
12-12 INDIANA GREY SELECT

Module-12

Dual Pattern
Horizontal Installation

12”x24” based

SIZE PERCENTAGES TO CREATE THIS SCHEME:

ATELIER GROOVE S		ATELIER GROOVE L	
12”x12”	25 %	12”x12”	25 %
12”x24”	50 %		

I 14

MODULE CODE
12-01 INDIANA BUFF SELECT
12-13 INDIANA BUFF SELECT

I 74

MODULE CODE
12-01 INDIANA GREY SELECT
12-13 INDIANA GREY SELECT

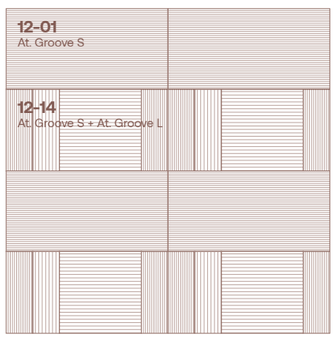

SIZE PERCENTAGES TO CREATE THIS SCHEME:

ATELIER GROOVE S		ATELIER GROOVE L	
4”x12”	17 %	4”x12”	8 %
12”x24”	50 %	12”x12”	25 %

I 15

MODULE CODE
12-01 INDIANA BUFF SELECT
12-14 INDIANA BUFF SELECT

I 75

MODULE CODE
12-01 INDIANA GREY SELECT
12-14 INDIANA GREY SELECT

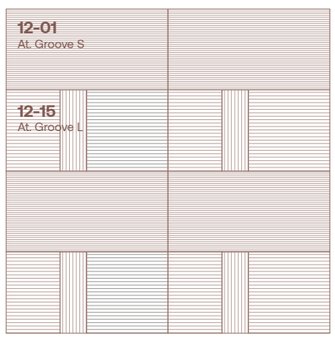

SIZE PERCENTAGES TO CREATE THIS SCHEME:

ATELIER GROOVE S		ATELIER GROOVE L	
12”x24”	50 %	4”x12”	8 %
		8”x12”	17 %
		12”x12”	25 %

I 16

MODULE CODE
12-01 INDIANA BUFF SELECT
12-15 INDIANA BUFF SELECT

I 76

MODULE CODE
12-01 INDIANA GREY SELECT
12-15 INDIANA GREY SELECT

Project

Module-12

Dual Pattern
Horizontal Installation

12”x24” based

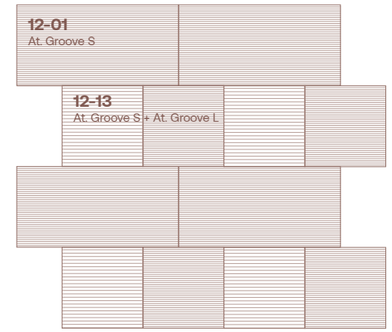



SIZE PERCENTAGES TO CREATE THIS SCHEME:

ATELIER GROOVE S		ATELIER GROOVE L	
12”x12”	25 %	12”x12”	25 %
12”x24”	50 %		

S 134

MODULE CODE
12-01 INDIANA BUFF SELECT
12-13 INDIANA BUFF SELECT

S 211

MODULE CODE
12-01 INDIANA GREY SELECT
12-13 INDIANA GREY SELECT

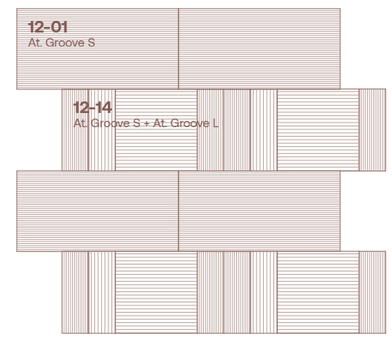



SIZE PERCENTAGES TO CREATE THIS SCHEME:

ATELIER GROOVE S		ATELIER GROOVE L	
4”x12”	17 %	4”x12”	8 %
12”x24”	50 %	12”x12”	25 %

S 135

MODULE CODE
12-01 INDIANA BUFF SELECT
12-14 INDIANA BUFF SELECT

S 212

MODULE CODE
12-01 INDIANA GREY SELECT
12-14 INDIANA GREY SELECT

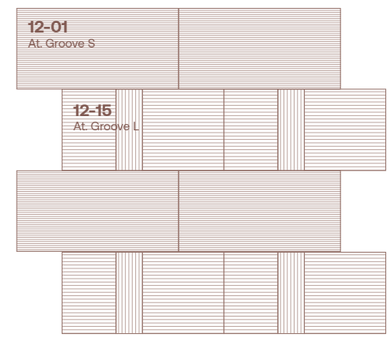



SIZE PERCENTAGES TO CREATE THIS SCHEME:

ATELIER GROOVE S		ATELIER GROOVE L	
12”x24”	50 %	4”x12”	8 %
		8”x12”	17 %
		12”x12”	25 %

S 136

MODULE CODE
12-01 INDIANA BUFF SELECT
12-15 INDIANA BUFF SELECT

S 213

MODULE CODE
12-01 INDIANA GREY SELECT
12-15 INDIANA GREY SELECT

Module-12

12”x24” based

Dual Pattern
Horizontal Installation

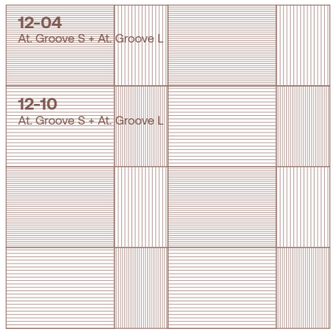

SIZE PERCENTAGES TO CREATE THIS SCHEME:

ATELIER GROOVE S		ATELIER GROOVE L	
8”x12”	17 %	4”x12”	17 %
16”x12”	33 %	16”x12”	33 %

I 17

MODULE CODE
12-04 INDIANA BUFF SELECT
12-10 INDIANA BUFF SELECT

I 77

MODULE CODE
12-04 INDIANA GREY SELECT
12-10 INDIANA GREY SELECT

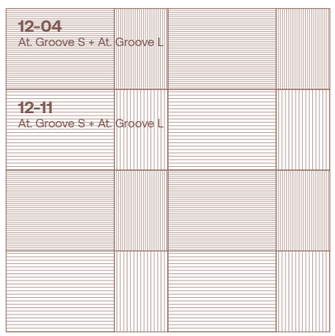

SIZE PERCENTAGES TO CREATE THIS SCHEME:

ATELIER GROOVE S		ATELIER GROOVE L	
8”x12”	17 %	8”x12”	17 %
16”x12”	33 %	16”x12”	33 %

I 18

MODULE CODE
12-04 INDIANA BUFF SELECT
12-11 INDIANA BUFF SELECT

I 78

MODULE CODE
12-04 INDIANA GREY SELECT
12-11 INDIANA GREY SELECT

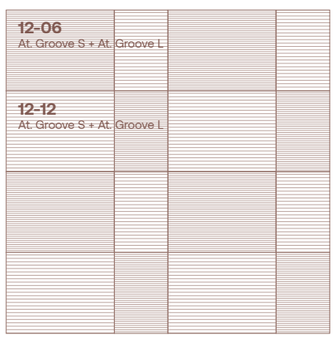

SIZE PERCENTAGES TO CREATE THIS SCHEME:

ATELIER GROOVE S		ATELIER GROOVE L	
8”x12”	17 %	8”x12”	17 %
16”x12”	33 %	16”x12”	33 %

I 19

MODULE CODE
12-06 INDIANA BUFF SELECT
12-12 INDIANA BUFF SELECT

I 79

MODULE CODE
12-06 INDIANA GREY SELECT
12-12 INDIANA GREY SELECT

Project

Module-12

12”x24” based

Dual Pattern
Horizontal Installation

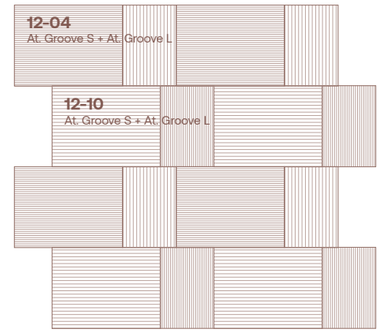

SIZE PERCENTAGES TO CREATE THIS SCHEME:

ATELIER GROOVE S		ATELIER GROOVE L	
8”x12”	17 %	8”x12”	17 %
16”x12”	33 %	16”x12”	33 %

S 137

MODULE CODE
12-04 INDIANA BUFF SELECT
12-10 INDIANA BUFF SELECT

S 214

MODULE CODE
12-04 INDIANA GREY SELECT
12-10 INDIANA GREY SELECT

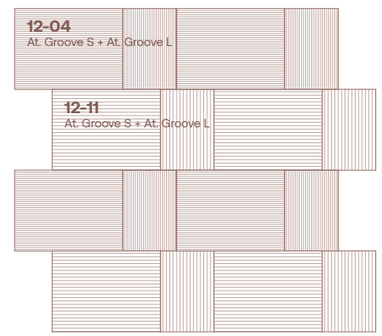

SIZE PERCENTAGES TO CREATE THIS SCHEME:

ATELIER GROOVE S		ATELIER GROOVE L	
8”x12”	17 %	8”x12”	17 %
16”x12”	33 %	16”x12”	33 %

S 138

MODULE CODE
12-04 INDIANA BUFF SELECT
12-11 INDIANA BUFF SELECT

S 215

MODULE CODE
12-04 INDIANA GREY SELECT
12-11 INDIANA GREY SELECT

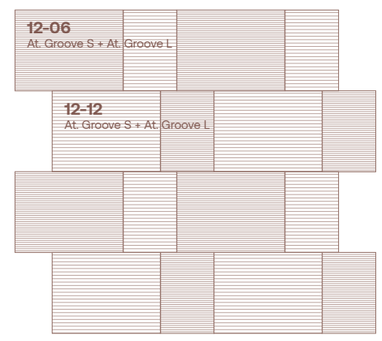

SIZE PERCENTAGES TO CREATE THIS SCHEME:

ATELIER GROOVE S		ATELIER GROOVE L	
8”x12”	17 %	8”x12”	17 %
16”x12”	33 %	16”x12”	33 %

S 139

MODULE CODE
12-06 INDIANA BUFF SELECT
12-12 INDIANA BUFF SELECT

S 216

MODULE CODE
12-06 INDIANA GREY SELECT
12-12 INDIANA GREY SELECT

Module-12

12”x24” based

Dual Pattern
Horizontal Installation

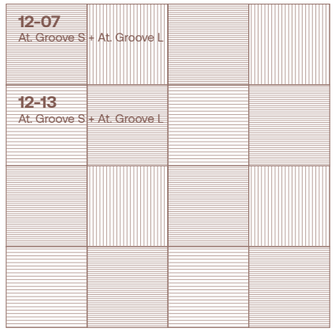

SIZE PERCENTAGES TO CREATE THIS SCHEME:

ATELIER GROOVE S		ATELIER GROOVE L	
12”x12”	25 %	12”x12”	25 %
12”x12”	25 %	12”x12”	25 %

I 20

MODULE CODE
12-07 INDIANA BUFF SELECT
12-13 INDIANA BUFF SELECT

I 80

MODULE CODE
12-07 INDIANA GREY SELECT
12-13 INDIANA GREY SELECT

SIZE PERCENTAGES TO CREATE THIS SCHEME:

ATELIER GROOVE S		ATELIER GROOVE L	
4”x12”	33 %	4”x12”	17 %
12”x12”	25 %	12”x12”	25 %

I 21

MODULE CODE
12-08 INDIANA BUFF SELECT
12-14 INDIANA BUFF SELECT

I 81

MODULE CODE
12-08 INDIANA GREY SELECT
12-14 INDIANA GREY SELECT

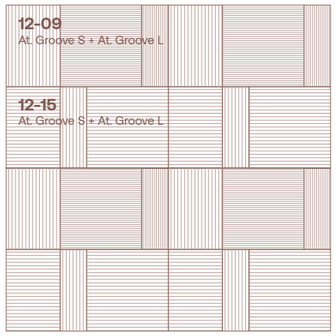

SIZE PERCENTAGES TO CREATE THIS SCHEME:

ATELIER GROOVE S		ATELIER GROOVE L	
4”x12”	8 %	4”x12”	8 %
12”x12”	25 %	8”x12”	33 %
		12”x12”	25 %

I 22

MODULE CODE
12-09 INDIANA BUFF SELECT
12-15 INDIANA BUFF SELECT

I 82

MODULE CODE
12-09 INDIANA GREY SELECT
12-15 INDIANA GREY SELECT

Project

Module-12

12”x24” based

Dual Pattern
Horizontal Installation

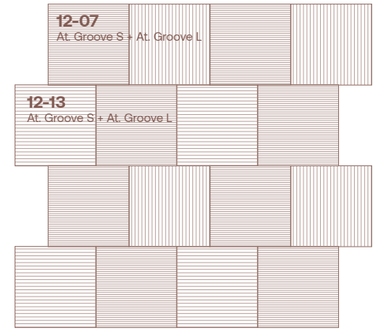

SIZE PERCENTAGES TO CREATE THIS SCHEME:

ATELIER GROOVE S		ATELIER GROOVE L	
12”x12”	25 %	12”x12”	25 %
12”x12”	25 %	12”x12”	25 %

S 140

MODULE CODE
12-07 INDIANA BUFF SELECT
12-13 INDIANA BUFF SELECT

S 217

MODULE CODE
12-07 INDIANA GREY SELECT
12-13 INDIANA GREY SELECT

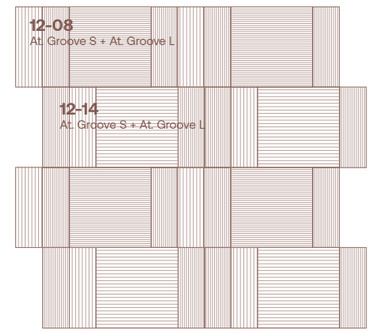

SIZE PERCENTAGES TO CREATE THIS SCHEME:

ATELIER GROOVE S		ATELIER GROOVE L	
4”x12”	33 %	4”x12”	17 %
12”x12”	25 %	12”x12”	25 %

S 141

MODULE CODE
12-08 INDIANA BUFF SELECT
12-14 INDIANA BUFF SELECT

S 218

MODULE CODE
12-08 INDIANA GREY SELECT
12-14 INDIANA GREY SELECT

SIZE PERCENTAGES TO CREATE THIS SCHEME:

ATELIER GROOVE S		ATELIER GROOVE L	
4”x12”	8 %	4”x12”	8 %
12”x12”	25 %	8”x12”	33 %
		12”x12”	25 %

S 142

MODULE CODE
12-09 INDIANA BUFF SELECT
12-15 INDIANA BUFF SELECT

S 219

MODULE CODE
12-09 INDIANA GREY SELECT
12-15 INDIANA GREY SELECT

Module-12

12”x24” based

Dual Pattern
Horizontal Installation

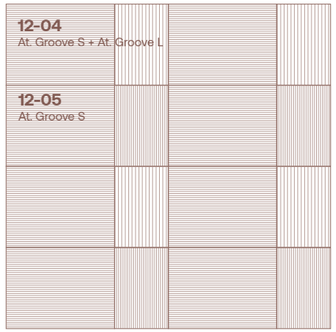

SIZE PERCENTAGES TO CREATE THIS SCHEME:

ATELIER GROOVE S		ATELIER GROOVE L	
8”x12”	17 %	8”x12”	17 %
16”x12”	67 %		

I 23

MODULE CODE
12-04 INDIANA BUFF SELECT
12-05 INDIANA BUFF SELECT

I 83

MODULE CODE
12-04 INDIANA GREY SELECT
12-05 INDIANA GREY SELECT

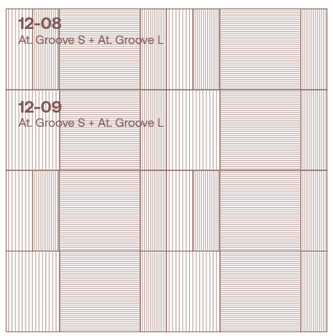

SIZE PERCENTAGES TO CREATE THIS SCHEME:

ATELIER GROOVE S		ATELIER GROOVE L	
4”x12”	25 %	4”x12”	8 %
12”x12”	50 %	8”x12”	17 %

I 24

MODULE CODE
12-08 INDIANA BUFF SELECT
12-09 INDIANA BUFF SELECT

I 84

MODULE CODE
12-08 INDIANA GREY SELECT
12-09 INDIANA GREY SELECT

SIZE PERCENTAGES TO CREATE THIS SCHEME:

ATELIER GROOVE S		ATELIER GROOVE L	
8”x12”	17 %	8”x12”	17 %
		16”x12”	67 %

I 25

MODULE CODE
12-10 INDIANA BUFF SELECT
12-11 INDIANA BUFF SELECT

I 85

MODULE CODE
12-10 INDIANA GREY SELECT
12-11 INDIANA GREY SELECT

Project

Module-12

12”x24” based

Dual Pattern
Horizontal Installation

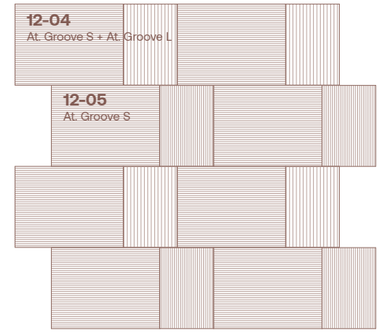

SIZE PERCENTAGES TO CREATE THIS SCHEME:

ATELIER GROOVE S		ATELIER GROOVE L	
8”x12”	17 %	8”x12”	17 %
16”x12”	67 %		

S 143

MODULE CODE
12-04 INDIANA BUFF SELECT
12-05 INDIANA BUFF SELECT

S 220

MODULE CODE
12-04 INDIANA GREY SELECT
12-05 INDIANA GREY SELECT

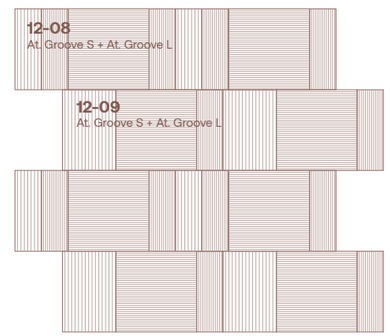

SIZE PERCENTAGES TO CREATE THIS SCHEME:

ATELIER GROOVE S		ATELIER GROOVE L	
4”x12”	25 %	4”x12”	8 %
12”x12”	50 %	8”x12”	17 %

S 144

MODULE CODE
12-08 INDIANA BUFF SELECT
12-09 INDIANA BUFF SELECT

S 221

MODULE CODE
12-08 INDIANA GREY SELECT
12-09 INDIANA GREY SELECT

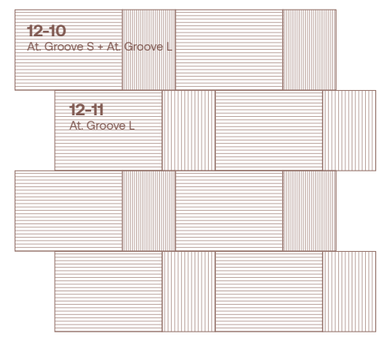

SIZE PERCENTAGES TO CREATE THIS SCHEME:

ATELIER GROOVE S		ATELIER GROOVE L	
8”x12”	17 %	8”x12”	17 %
		16”x12”	67 %

S 145

MODULE CODE
12-10 INDIANA BUFF SELECT
12-11 INDIANA BUFF SELECT



S 222

MODULE CODE
12-10 INDIANA GREY SELECT
12-11 INDIANA GREY SELECT

Project

Module-12

12”x24” based

Dual Pattern
Horizontal Installation

SIZE PERCENTAGES TO CREATE THIS SCHEME:

ATELIER GROOVE S		ATELIER GROOVE L	
4”x12”	17 %	4”x12”	17 %
		8”x12”	17 %
		12”x12”	50 %

I 26

MODULE CODE
12-14 INDIANA BUFF SELECT
12-15 INDIANA BUFF SELECT

I 86

MODULE CODE
12-14 INDIANA GREY SELECT
12-15 INDIANA GREY SELECT

Project

Dual Pattern
Horizontal Installation

Module-12

12”x24” based

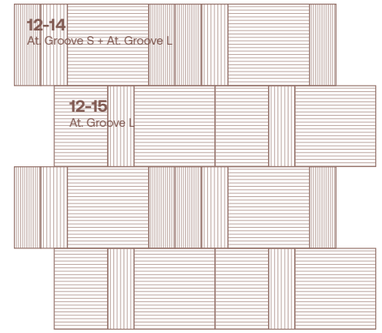

SIZE PERCENTAGES TO CREATE THIS SCHEME:

ATELIER GROOVE S		ATELIER GROOVE L	
4”x12”	17 %	4”x12”	17 %
		8”x12”	17 %
		12”x12”	50 %

S 146

MODULE CODE
12-14 INDIANA BUFF SELECT
12-15 INDIANA BUFF SELECT

S 223

MODULE CODE	
12-14 INDIANA GREY SELECT	
12-15 INDIANA GREY SELECT	

Module-12

12”x24” based

Dual Pattern
Vertical Installation

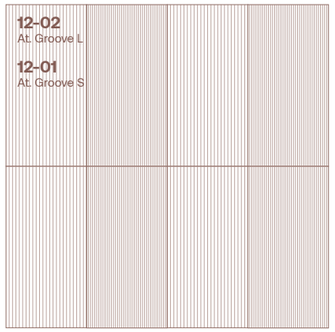

SIZE PERCENTAGES TO CREATE THIS SCHEME:

ATELIER GROOVE S		ATELIER GROOVE L	
12”x24”	50 %	12”x24”	50 %

SCHEME NUMBER: **IV 03**

MODULE CODE
12-01 INDIANA BUFF SELECT
12-02 INDIANA BUFF SELECT

SCHEME NUMBER: **IV 63**

MODULE CODE
12-01 INDIANA GREY SELECT
12-02 INDIANA GREY SELECT

SIZE PERCENTAGES TO CREATE THIS SCHEME:

ATELIER GROOVE S		ATELIER GROOVE L	
12”x24”	50 %	8”x12”	17 %
16”x12”	33 %		

SCHEME NUMBER: **IV 05**

MODULE CODE
12-01 INDIANA BUFF SELECT
12-04 INDIANA BUFF SELECT

SCHEME NUMBER: **IV 65**

MODULE CODE
12-01 INDIANA GREY SELECT
12-04 INDIANA GREY SELECT

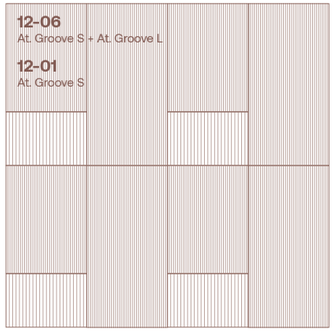

SIZE PERCENTAGES TO CREATE THIS SCHEME:

ATELIER GROOVE S		ATELIER GROOVE L	
12”x24”	50 %	8”x12”	17 %
16”x12”	33 %		

SCHEME NUMBER: **IV 07**

MODULE CODE
12-01 INDIANA BUFF SELECT
12-06 INDIANA BUFF SELECT

SCHEME NUMBER: **IV 67**

MODULE CODE
12-01 INDIANA GREY SELECT
12-06 INDIANA GREY SELECT

Project

Module-12

12”x24” based

Dual Pattern
Vertical Installation

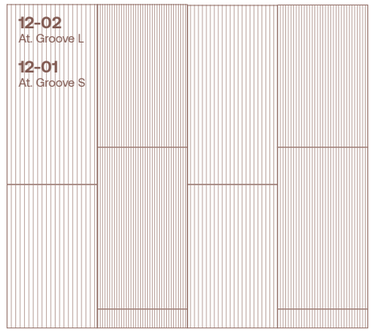

SIZE PERCENTAGES TO CREATE THIS SCHEME:

ATELIER GROOVE S		ATELIER GROOVE L	
12”x24”	50 %	12”x24”	50 %

SCHEME NUMBER: **SV 123**

MODULE CODE
12-01 INDIANA BUFF SELECT
12-02 INDIANA BUFF SELECT

SCHEME NUMBER: **SV 200**

MODULE CODE
12-01 INDIANA GREY SELECT
12-02 INDIANA GREY SELECT

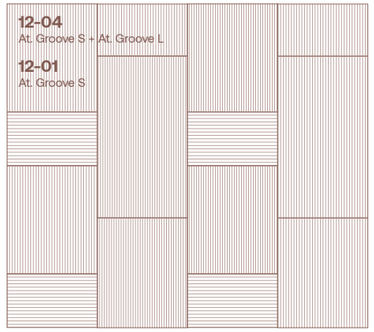

SIZE PERCENTAGES TO CREATE THIS SCHEME:

ATELIER GROOVE S		ATELIER GROOVE L	
12”x24”	50 %	8”x12”	17 %
16”x12”	33 %		

SCHEME NUMBER: **SV 125**

MODULE CODE
12-01 INDIANA BUFF SELECT
12-04 INDIANA BUFF SELECT



SCHEME NUMBER: **SV 202**

MODULE CODE
12-01 INDIANA GREY SELECT
12-04 INDIANA GREY SELECT

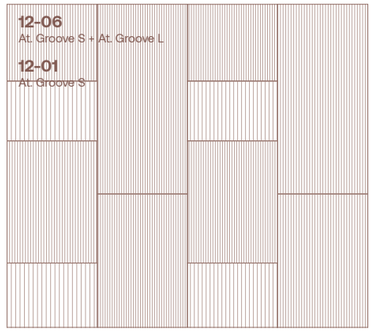

SIZE PERCENTAGES TO CREATE THIS SCHEME:

ATELIER GROOVE S		ATELIER GROOVE L	
12”x24”	50 %	8”x12”	17 %
16”x12”	33 %		

SCHEME NUMBER: **SV 127**

MODULE CODE
12-01 INDIANA BUFF SELECT
12-06 INDIANA BUFF SELECT



SCHEME NUMBER: **SV 204**

MODULE CODE
12-01 INDIANA GREY SELECT
12-06 INDIANA GREY SELECT

Module-12

12”x24” based

Dual Pattern
Vertical Installation

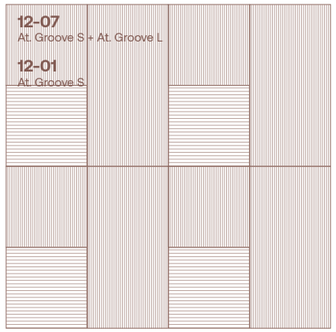

SIZE PERCENTAGES TO CREATE THIS SCHEME:

ATELIER GROOVE S		ATELIER GROOVE L	
12”x12”	25 %	12”x12”	25 %
12”x24”	50 %		

IV 08

MODULE CODE
12-01 INDIANA BUFF SELECT
12-07 INDIANA BUFF SELECT

IV 68

MODULE CODE
12-01 INDIANA GREY SELECT
12-07 INDIANA GREY SELECT

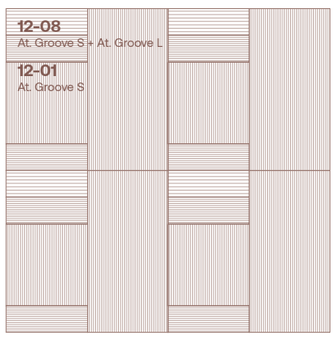

SIZE PERCENTAGES TO CREATE THIS SCHEME:

ATELIER GROOVE S		ATELIER GROOVE L	
4”x12”	9 %	4”x12”	9 %
12”x12”	27 %		
12”x24”	55 %		

IV 09

MODULE CODE
12-01 INDIANA BUFF SELECT
12-08 INDIANA BUFF SELECT

IV 69

MODULE CODE
12-01 INDIANA GREY SELECT
12-08 INDIANA GREY SELECT



SIZE PERCENTAGES TO CREATE THIS SCHEME:

ATELIER GROOVE S		ATELIER GROOVE L	
4”x12”	8 %	8”x12”	17 %
12”x12”	30 %		
12”x24”	25 %		

IV 10

MODULE CODE
12-01 INDIANA BUFF SELECT
12-09 INDIANA BUFF SELECT

IV 70

MODULE CODE
12-01 INDIANA GREY SELECT
12-09 INDIANA GREY SELECT

Project

Module-12

12”x24” based

Dual Pattern
Vertical Installation

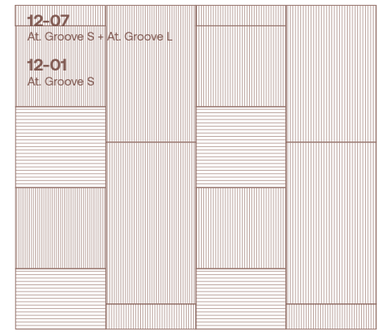

SIZE PERCENTAGES TO CREATE THIS SCHEME:

ATELIER GROOVE S		ATELIER GROOVE L	
12”x12”	25 %	12”x12”	25 %
12”x24”	50 %		

SV 128

MODULE CODE
12-01 INDIANA BUFF SELECT
12-07 INDIANA BUFF SELECT



SV 205

MODULE CODE
12-01 INDIANA GREY SELECT
12-07 INDIANA GREY SELECT

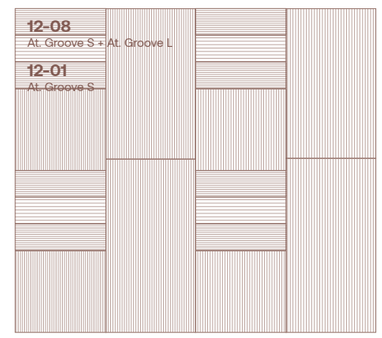

SIZE PERCENTAGES TO CREATE THIS SCHEME:

ATELIER GROOVE S		ATELIER GROOVE L	
4”x12”	9 %	4”x12”	9 %
12”x12”	27 %		
12”x24”	55 %		

SV 129

MODULE CODE
12-01 INDIANA BUFF SELECT
12-08 INDIANA BUFF SELECT



SV 205

MODULE CODE
12-01 INDIANA GREY SELECT
12-08 INDIANA GREY SELECT

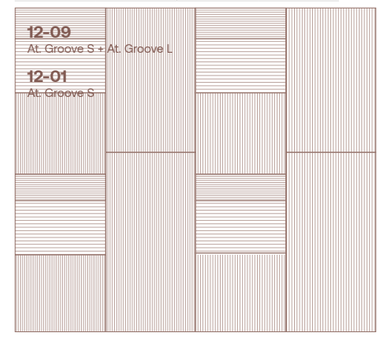

SIZE PERCENTAGES TO CREATE THIS SCHEME:

ATELIER GROOVE S		ATELIER GROOVE L	
4”x12”	8 %	8”x12”	17 %
12”x12”	30 %		
12”x24”	25 %		



SV 130

MODULE CODE
12-01 INDIANA BUFF SELECT
12-09 INDIANA BUFF SELECT

SV 207

MODULE CODE
12-01 INDIANA GREY SELECT
12-09 INDIANA GREY SELECT

Module-12

Dual Pattern
Vertical Installation

12”x24” based

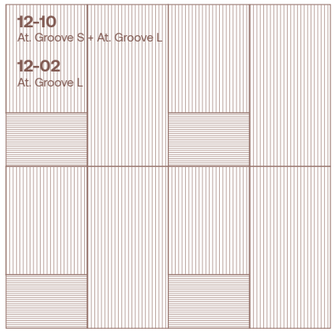

SIZE PERCENTAGES TO CREATE THIS SCHEME:

ATELIER GROOVE S		ATELIER GROOVE L	
8”x12”	17 %	12”x24”	50 %
		16”x12”	33 %

IV 11

MODULE CODE
12-02 INDIANA BUFF SELECT
12-10 INDIANA BUFF SELECT

IV 71

MODULE CODE
12-02 INDIANA GREY SELECT
12-10 INDIANA GREY SELECT

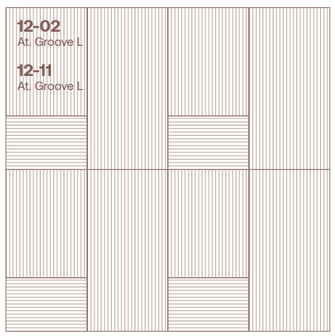

SIZE PERCENTAGES TO CREATE THIS SCHEME:

ATELIER GROOVE L	
12”x24”	50 %
16”x12”	33 %
8”x12”	17 %

IV 12

MODULE CODE
12-02 INDIANA BUFF SELECT
12-11 INDIANA BUFF SELECT

IV 72

MODULE CODE
12-02 INDIANA GREY SELECT
12-11 INDIANA GREY SELECT

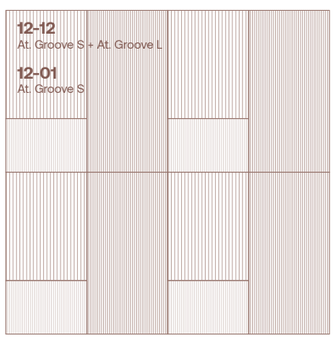

SIZE PERCENTAGES TO CREATE THIS SCHEME:

ATELIER GROOVE S		ATELIER GROOVE L	
8”x12”	17 %	16”x12”	33 %
12”x24”	50 %		

IV 13

MODULE CODE
12-01 INDIANA BUFF SELECT
12-12 INDIANA BUFF SELECT

IV 73

MODULE CODE
12-01 INDIANA GREY SELECT
12-12 INDIANA GREY SELECT

Project

Module-12

Dual Pattern
Vertical Installation

12”x24” based

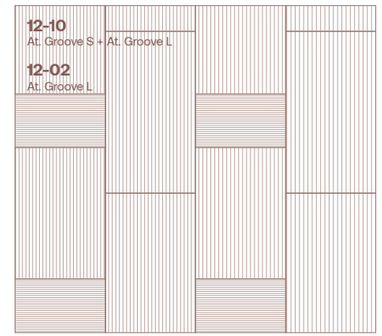

SIZE PERCENTAGES TO CREATE THIS SCHEME:

ATELIER GROOVE S		ATELIER GROOVE L	
8”x12”	17 %	12”x24”	50 %
		16”x12”	33 %

SV 131

MODULE CODE
12-02 INDIANA BUFF SELECT
12-10 INDIANA BUFF SELECT



SV 208

MODULE CODE	
12-02 INDIANA GREY SELECT	
12-10 INDIANA GREY SELECT	

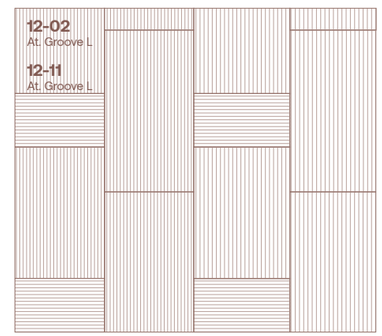

SIZE PERCENTAGES TO CREATE THIS SCHEME:

ATELIER GROOVE L	
12”x24”	50 %
16”x12”	33 %
8”x12”	17 %

SV 132

MODULE CODE
12-02 INDIANA BUFF SELECT
12-11 INDIANA BUFF SELECT



SV 209

MODULE CODE
12-02 INDIANA GREY SELECT
12-11 INDIANA GREY SELECT

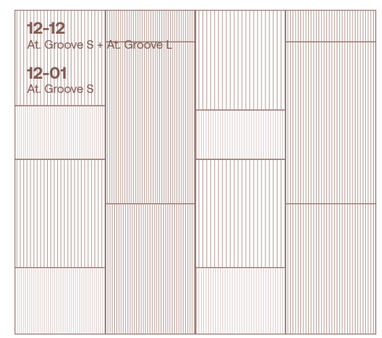

SIZE PERCENTAGES TO CREATE THIS SCHEME:

ATELIER GROOVE S		ATELIER GROOVE L	
8”x12”	17 %	16”x12”	33 %
12”x24”	50 %		

SV 133

MODULE CODE
12-01 INDIANA BUFF SELECT
12-12 INDIANA BUFF SELECT



SV 210

MODULE CODE
12-01 INDIANA GREY SELECT
12-12 INDIANA GREY SELECT

Module-12

12”x24” based

Dual Pattern
Vertical Installation

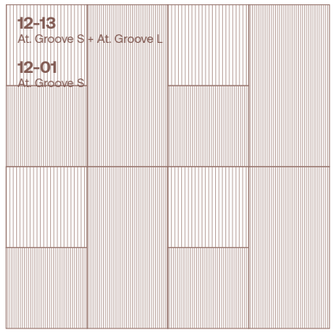

SIZE PERCENTAGES TO CREATE THIS SCHEME:

ATELIER GROOVE S		ATELIER GROOVE L	
12”x12”	25 %	12”x12”	25 %
12”x24”	50 %		

IV 14

MODULE CODE
12-01 INDIANA BUFF SELECT
12-13 INDIANA BUFF SELECT

IV 74

MODULE CODE
12-01 INDIANA GREY SELECT
12-13 INDIANA GREY SELECT

SIZE PERCENTAGES TO CREATE THIS SCHEME:

ATELIER GROOVE S		ATELIER GROOVE L	
4”x12”	17 %	4”x12”	8 %
12”x24”	50 %	12”x12”	25 %

IV 15

MODULE CODE
12-01 INDIANA BUFF SELECT
12-14 INDIANA BUFF SELECT

IV 75

MODULE CODE
12-01 INDIANA GREY SELECT
12-14 INDIANA GREY SELECT

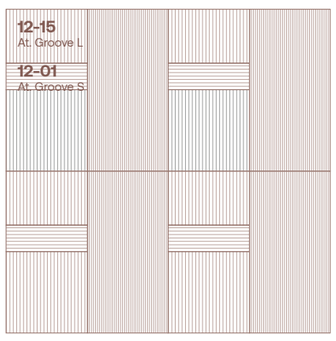

SIZE PERCENTAGES TO CREATE THIS SCHEME:

ATELIER GROOVE S		ATELIER GROOVE L	
12”x24”	50 %	4”x12”	8 %
		8”x12”	17 %
		12”x12”	25 %

IV 16

MODULE CODE
12-01 INDIANA BUFF SELECT
12-15 INDIANA BUFF SELECT

IV 76

MODULE CODE
12-01 INDIANA GREY SELECT
12-15 INDIANA GREY SELECT

Project

Module-12

12”x24” based

Dual Pattern
Vertical Installation

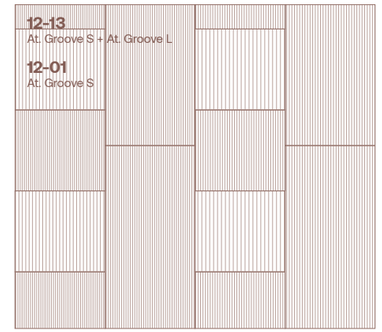

SIZE PERCENTAGES TO CREATE THIS SCHEME:

ATELIER GROOVE S		ATELIER GROOVE L	
12”x12”	25 %	12”x12”	25 %
12”x24”	50 %		

S 134

MODULE CODE
12-01 INDIANA BUFF SELECT
12-13 INDIANA BUFF SELECT



S 211

MODULE CODE
12-01 INDIANA GREY SELECT
12-13 INDIANA GREY SELECT

SIZE PERCENTAGES TO CREATE THIS SCHEME:

ATELIER GROOVE S		ATELIER GROOVE L	
4”x12”	17 %	4”x12”	8 %
12”x24”	50 %	12”x12”	25 %

S 135

MODULE CODE
12-01 INDIANA BUFF SELECT
12-14 INDIANA BUFF SELECT



S 212

MODULE CODE
12-01 INDIANA GREY SELECT
12-14 INDIANA GREY SELECT

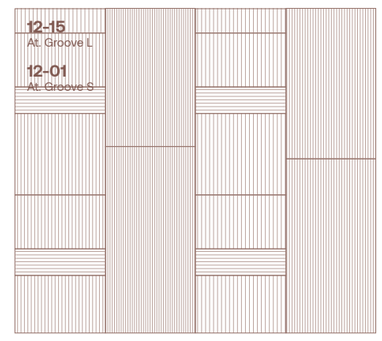

SIZE PERCENTAGES TO CREATE THIS SCHEME:

ATELIER GROOVE S		ATELIER GROOVE L	
12”x24”	50 %	4”x12”	8 %
		8”x12”	17 %
		12”x12”	25 %

S 136

MODULE CODE
12-01 INDIANA BUFF SELECT
12-15 INDIANA BUFF SELECT



S 213

MODULE CODE
12-01 INDIANA GREY SELECT
12-15 INDIANA GREY SELECT

Module-12

12”x24” based

Dual Pattern
Vertical Installation

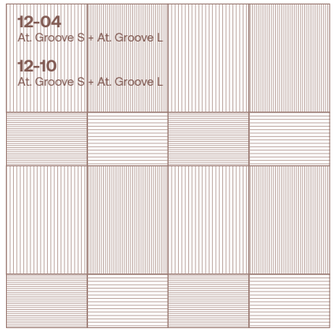

SIZE PERCENTAGES TO CREATE THIS SCHEME:

ATELIER GROOVE S		ATELIER GROOVE L	
8”x12”	17 %	4”x12”	17 %
16”x12”	33 %	16”x12”	33 %

IV 17

MODULE CODE
12-04 INDIANA BUFF SELECT
12-10 INDIANA BUFF SELECT

IV 77

MODULE CODE
12-04 INDIANA GREY SELECT
12-10 INDIANA GREY SELECT

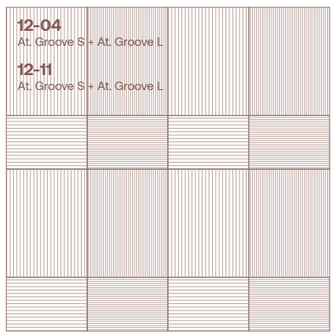

SIZE PERCENTAGES TO CREATE THIS SCHEME:

ATELIER GROOVE S		ATELIER GROOVE L	
8”x12”	17 %	8”x12”	17 %
16”x12”	33 %	16”x12”	33 %

IV 18

MODULE CODE
12-04 INDIANA BUFF SELECT
12-11 INDIANA BUFF SELECT

IV 78

MODULE CODE
12-04 INDIANA GREY SELECT
12-11 INDIANA GREY SELECT

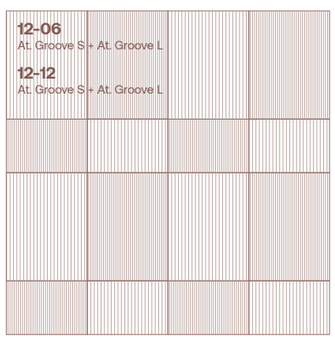

SIZE PERCENTAGES TO CREATE THIS SCHEME:

ATELIER GROOVE S		ATELIER GROOVE L	
8”x12”	17 %	8”x12”	17 %
16”x12”	33 %	16”x12”	33 %

IV 19

MODULE CODE
12-06 INDIANA BUFF SELECT
12-12 INDIANA BUFF SELECT

IV 79

MODULE CODE
12-06 INDIANA GREY SELECT
12-12 INDIANA GREY SELECT

Project

Module-12

12”x24” based

Dual Pattern
Vertical Installation

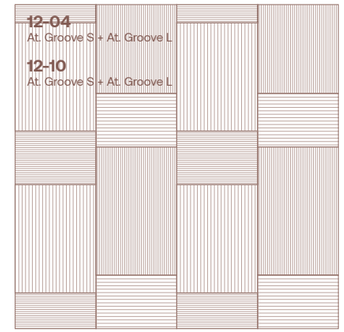

SIZE PERCENTAGES TO CREATE THIS SCHEME:

ATELIER GROOVE S		ATELIER GROOVE L	
8”x12”	17 %	8”x12”	17 %
16”x12”	33 %	16”x12”	33 %

SV 137

MODULE CODE
12-04 INDIANA BUFF SELECT
12-10 INDIANA BUFF SELECT



SV 214

MODULE CODE
12-04 INDIANA GREY SELECT
12-10 INDIANA GREY SELECT

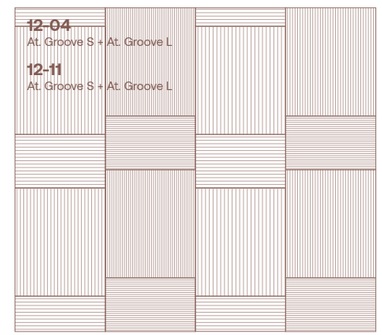

SIZE PERCENTAGES TO CREATE THIS SCHEME:

ATELIER GROOVE S		ATELIER GROOVE L	
8”x12”	17 %	8”x12”	17 %
16”x12”	33 %	16”x12”	33 %

SV 138

MODULE CODE
12-04 INDIANA BUFF SELECT
12-11 INDIANA BUFF SELECT



SV 215

MODULE CODE
12-04 INDIANA GREY SELECT
12-11 INDIANA GREY SELECT

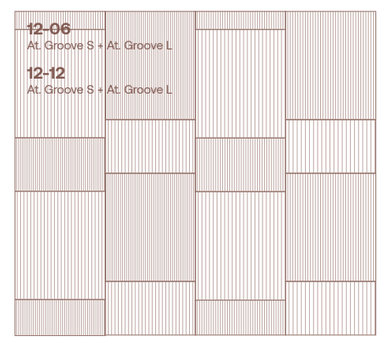

SIZE PERCENTAGES TO CREATE THIS SCHEME:

ATELIER GROOVE S		ATELIER GROOVE L	
8”x12”	17 %	8”x12”	17 %
16”x12”	33 %	16”x12”	33 %

SV 139

MODULE CODE
12-06 INDIANA BUFF SELECT
12-12 INDIANA BUFF SELECT

SV 216

MODULE CODE
12-06 INDIANA GREY SELECT
12-12 INDIANA GREY SELECT

Module-12

12”x24” based

Dual Pattern
Vertical Installation

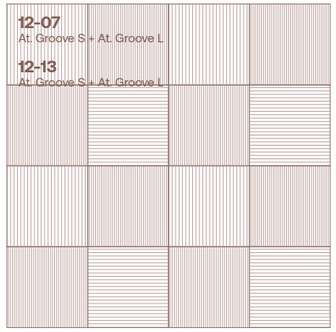

SIZE PERCENTAGES TO CREATE THIS SCHEME:

ATELIER GROOVE S		ATELIER GROOVE L	
12”x12”	25 %	12”x12”	25 %
12”x12”	25 %	12”x12”	25 %

IV 20

MODULE CODE
12-07 INDIANA BUFF SELECT
12-13 INDIANA BUFF SELECT

IV 80

MODULE CODE
12-07 INDIANA GREY SELECT
12-13 INDIANA GREY SELECT

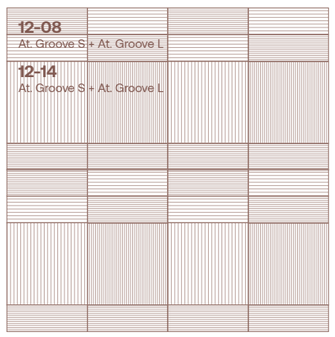

SIZE PERCENTAGES TO CREATE THIS SCHEME:

ATELIER GROOVE S		ATELIER GROOVE L	
4”x12”	33 %	4”x12”	17 %
12”x12”	25 %	12”x12”	25 %

IV 21

MODULE CODE
12-08 INDIANA BUFF SELECT
12-14 INDIANA BUFF SELECT

IV 81

MODULE CODE
12-08 INDIANA GREY SELECT
12-14 INDIANA GREY SELECT

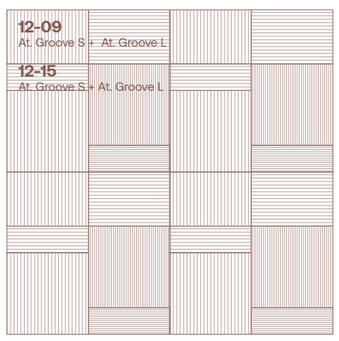

SIZE PERCENTAGES TO CREATE THIS SCHEME:

ATELIER GROOVE S		ATELIER GROOVE L	
4”x12”	8 %	4”x12”	8 %
12”x12”	25 %	8”x12”	33 %
		12”x12”	25 %

IV 22

MODULE CODE
12-09 INDIANA BUFF SELECT
12-15 INDIANA BUFF SELECT

IV 82

MODULE CODE
12-09 INDIANA GREY SELECT
12-15 INDIANA GREY SELECT

Project

Module-12

12”x24” based

Dual Pattern
Vertical Installation

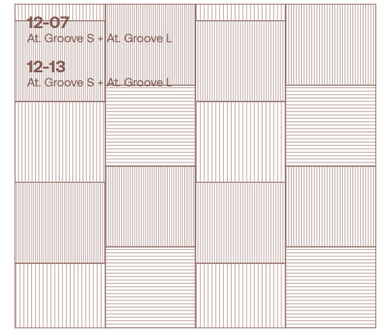

SIZE PERCENTAGES TO CREATE THIS SCHEME:

ATELIER GROOVE S		ATELIER GROOVE L	
12”x12”	25 %	12”x12”	25 %
12”x12”	25 %	12”x12”	25 %

SV 140

MODULE CODE
12-07 INDIANA BUFF SELECT
12-13 INDIANA BUFF SELECT



SV 217

MODULE CODE
12-07 INDIANA GREY SELECT
12-13 INDIANA GREY SELECT

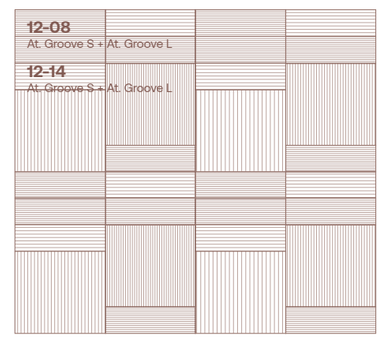

SIZE PERCENTAGES TO CREATE THIS SCHEME:

ATELIER GROOVE S		ATELIER GROOVE L	
4”x12”	33 %	4”x12”	17 %
12”x12”	25 %	12”x12”	25 %

SV 141

MODULE CODE
12-08 INDIANA BUFF SELECT
12-14 INDIANA BUFF SELECT



SV 218

MODULE CODE
12-08 INDIANA GREY SELECT
12-14 INDIANA GREY SELECT

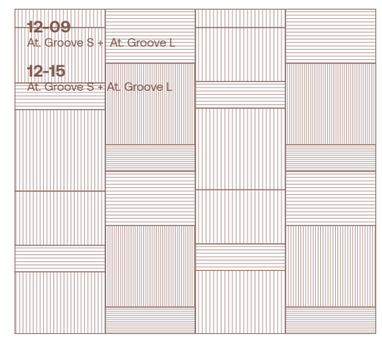

SIZE PERCENTAGES TO CREATE THIS SCHEME:

ATELIER GROOVE S		ATELIER GROOVE L	
4”x12”	8 %	4”x12”	8 %
12”x12”	25 %	8”x12”	33 %
		12”x12”	25 %

SV 142

MODULE CODE
12-09 INDIANA BUFF SELECT
12-15 INDIANA BUFF SELECT



SV 219

MODULE CODE
12-09 INDIANA GREY SELECT
12-15 INDIANA GREY SELECT

Module-12

12”x24” based

Dual Pattern
Vertical Installation



SIZE PERCENTAGES TO CREATE THIS SCHEME:

ATELIER GROOVE S		ATELIER GROOVE L	
8”x12”	17 %	8”x12”	17 %
16”x12”	67 %		

IV 23

MODULE CODE
12-04 INDIANA BUFF SELECT
12-05 INDIANA BUFF SELECT

IV 83

MODULE CODE
12-04 INDIANA GREY SELECT
12-05 INDIANA GREY SELECT



SIZE PERCENTAGES TO CREATE THIS SCHEME:

ATELIER GROOVE S		ATELIER GROOVE L	
4”x12”	25 %	4”x12”	8 %
12”x12”	50 %	8”x12”	17 %

IV 24

MODULE CODE
12-08 INDIANA BUFF SELECT
12-09 INDIANA BUFF SELECT

IV 84

MODULE CODE
12-08 INDIANA GREY SELECT
12-09 INDIANA GREY SELECT



SIZE PERCENTAGES TO CREATE THIS SCHEME:

ATELIER GROOVE S		ATELIER GROOVE L	
8”x12”	17 %	8”x12”	17 %
		16”x12”	67 %

IV 25

MODULE CODE
12-10 INDIANA BUFF SELECT
12-11 INDIANA BUFF SELECT

IV 85

MODULE CODE
12-10 INDIANA GREY SELECT
12-11 INDIANA GREY SELECT

Project

Module-12

12”x24” based

Dual Pattern
Vertical Installation

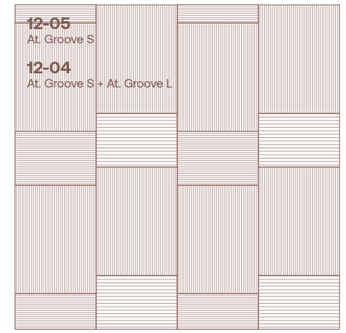

SIZE PERCENTAGES TO CREATE THIS SCHEME:

ATELIER GROOVE S		ATELIER GROOVE L	
8”x12”	17 %	8”x12”	17 %
16”x12”	67 %		

SV 143

MODULE CODE
12-04 INDIANA BUFF SELECT
12-05 INDIANA BUFF SELECT



SV 220

MODULE CODE
12-04 INDIANA GREY SELECT
12-05 INDIANA GREY SELECT

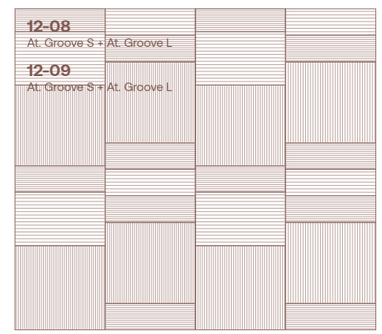

SIZE PERCENTAGES TO CREATE THIS SCHEME:

ATELIER GROOVE S		ATELIER GROOVE L	
4”x12”	25 %	4”x12”	8 %
12”x12”	50 %	8”x12”	17 %

SV 144

MODULE CODE
12-08 INDIANA BUFF SELECT
12-09 INDIANA BUFF SELECT



SV 221

MODULE CODE
12-08 INDIANA GREY SELECT
12-09 INDIANA GREY SELECT

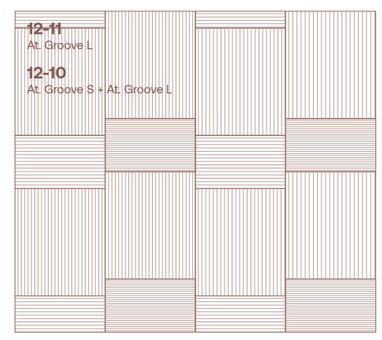

SIZE PERCENTAGES TO CREATE THIS SCHEME:

ATELIER GROOVE S		ATELIER GROOVE L	
8”x12”	17 %	8”x12”	17 %
		16”x12”	67 %

SV 145

MODULE CODE
12-10 INDIANA BUFF SELECT
12-11 INDIANA BUFF SELECT



SV 222

MODULE CODE
12-10 INDIANA GREY SELECT
12-11 INDIANA GREY SELECT

Project

Module-12

12”x24” based

Dual Pattern
Vertical Installation

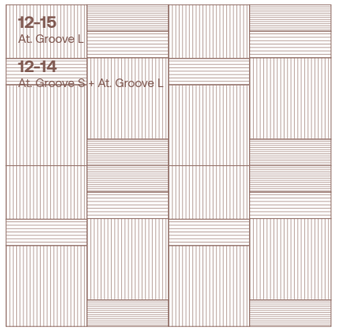

SIZE PERCENTAGES TO CREATE THIS SCHEME:

ATELIER GROOVE S		ATELIER GROOVE L	
4”x12”	17 %	4”x12”	17 %
		8”x12”	17 %
		12”x12”	50 %

IV 26

MODULE CODE
12-14 INDIANA BUFF SELECT
12-15 INDIANA BUFF SELECT

IV 86

MODULE CODE
12-14 INDIANA GREY SELECT
12-15 INDIANA GREY SELECT

Project

Module-12

12”x24” based

Dual Pattern
Vertical Installation

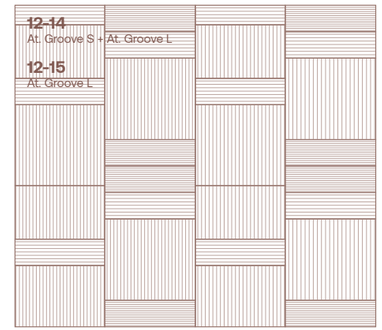

SIZE PERCENTAGES TO CREATE THIS SCHEME:

ATELIER GROOVE S		ATELIER GROOVE L	
4”x12”	17 %	4”x12”	17 %
		8”x12”	17 %
		12”x12”	50 %

SV 146

MODULE CODE
12-14 INDIANA BUFF SELECT
12-15 INDIANA BUFF SELECT



SV 223

MODULE CODE	
12-14 INDIANA GREY SELECT	
12-15 INDIANA GREY SELECT	

Project

Mono Pattern
Horizontal Installation

Module-6

6”x24” based

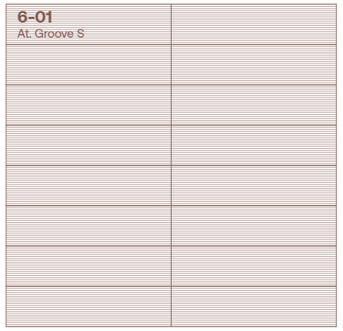

SIZE PERCENTAGES TO CREATE THIS SCHEME:

ATELIER GROOVE S	
6”x24”	100 %

SCHEME NUMBER: **I 08**

MODULE CODE

6-01 INDIANA BUFF SELECT

SCHEME NUMBER: **I 88**

MODULE CODE

6-01 INDIANA GREY SELECT

SIZE PERCENTAGES TO CREATE THIS SCHEME:

ATELIER GROOVE L	
6”x24”	100 %

SCHEME NUMBER: **I 29**

MODULE CODE

6-02 INDIANA BUFF SELECT

SCHEME NUMBER: **I 89**

MODULE CODE

6-02 INDIANA GREY SELECT

SIZE PERCENTAGES TO CREATE THIS SCHEME:

ATELIER DYNAMIC	
6”x24”	100 %

SCHEME NUMBER: **I 147**

MODULE CODE

6-03 INDIANA BUFF SELECT

SCHEME NUMBER: **I 224**

MODULE CODE

6-03 INDIANA GREY SELECT

Project

Mono Pattern
Horizontal Installation

Module-6

6”x24” based



SIZE PERCENTAGES TO CREATE THIS SCHEME:

ATELIER GROOVE S	
6”x24”	100 %

SCHEME NUMBER: **S 148**

MODULE CODE

6-01 INDIANA BUFF SELECT

SCHEME NUMBER: **S 225**

MODULE CODE

6-01 INDIANA GREY SELECT

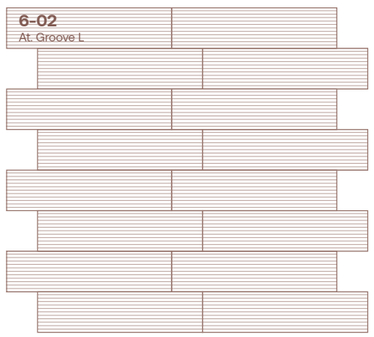

SIZE PERCENTAGES TO CREATE THIS SCHEME:

ATELIER GROOVE L	
6”x24”	100 %

SCHEME NUMBER: **S 149**

MODULE CODE

6-02 INDIANA BUFF SELECT

SCHEME NUMBER: **S 226**

MODULE CODE

6-02 INDIANA GREY SELECT



SIZE PERCENTAGES TO CREATE THIS SCHEME:

ATELIER DYNAMIC	
6”x24”	100 %

SCHEME NUMBER: **S 147**

MODULE CODE

6-03 INDIANA BUFF SELECT

SCHEME NUMBER: **S 224**

MODULE CODE

6-03 INDIANA BUFF SELECT

Module-6

Mono Pattern
Horizontal Installation

6”x24” based

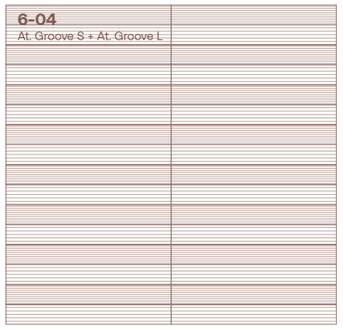

SIZE PERCENTAGES TO CREATE THIS SCHEME:

ATELIER GROOVE S		ATELIER GROOVE L	
3”x12”	50 %	3”x12”	50 %

SCHEME NUMBER: **I 330**

MODULE CODE

6-04 INDIANA BUFF SELECT

SCHEME NUMBER: **I 331**

MODULE CODE

6-04 INDIANA GREY SELECT

SIZE PERCENTAGES TO CREATE THIS SCHEME:

ATELIER GROOVE S		ATELIER GROOVE L	
3”x12”	25 %	3”x12”	25 %
		6”x12”	50 %



SCHEME NUMBER: **I 332**

MODULE CODE

6-05 INDIANA BUFF SELECT

SCHEME NUMBER: **I 333**

MODULE CODE

6-05 INDIANA GREY SELECT

SIZE PERCENTAGES TO CREATE THIS SCHEME:

ATELIER GROOVE S		ATELIER GROOVE L	
6”x12”	50 %	6”x12”	50 %



SCHEME NUMBER: **I 334**

MODULE CODE

6-06 INDIANA BUFF SELECT

SCHEME NUMBER: **I 335**

MODULE CODE

6-06 INDIANA GREY SELECT

Project

Module-6

Mono Pattern
Horizontal Installation

6”x24” based

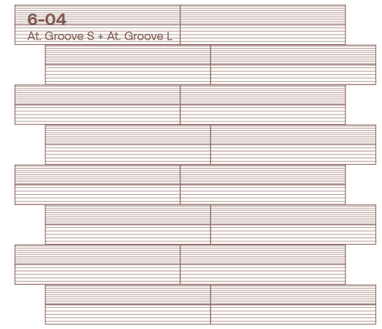

SIZE PERCENTAGES TO CREATE THIS SCHEME:

ATELIER GROOVE S		ATELIER GROOVE L	
3”x12”	50 %	3”x12”	50 %

SCHEME NUMBER: **S 330**

MODULE CODE

6-04 INDIANA BUFF SELECT

SCHEME NUMBER: **S 331**

MODULE CODE

6-04 INDIANA GREY SELECT

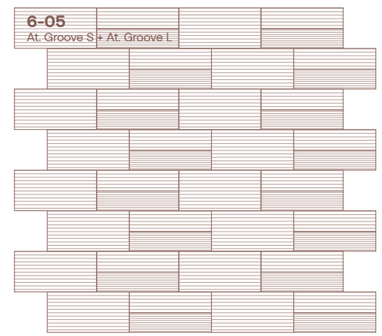

SIZE PERCENTAGES TO CREATE THIS SCHEME:

ATELIER GROOVE S		ATELIER GROOVE L	
3”x12”	25 %	3”x12”	25 %
		6”x12”	50 %

SCHEME NUMBER: **S 332**

MODULE CODE

6-05 INDIANA BUFF SELECT

SCHEME NUMBER: **S 333**

MODULE CODE

6-05 INDIANA GREY SELECT

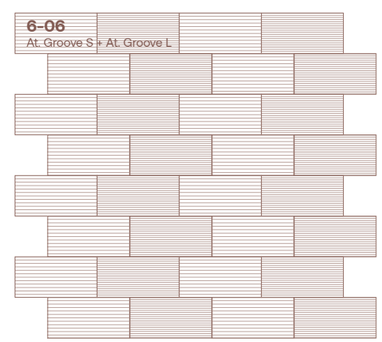

SIZE PERCENTAGES TO CREATE THIS SCHEME:

ATELIER GROOVE S		ATELIER GROOVE L	
6”x12”	50 %	6”x12”	50 %

SCHEME NUMBER: **S 334**

MODULE CODE

6-06 INDIANA BUFF SELECT

SCHEME NUMBER: **S 335**

MODULE CODE

6-06 INDIANA GREY SELECT

Project

Module-6

6”x24” based

Mono Pattern
Horizontal Installation

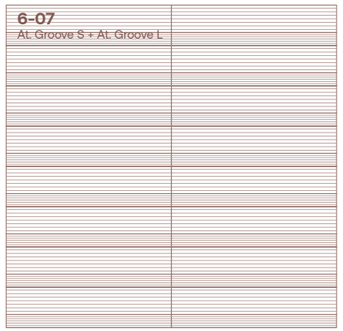

SIZE PERCENTAGES TO CREATE THIS SCHEME:

ATELIER GROOVE S		ATELIER GROOVE L	
2”x24”	33 %	4”x24”	67 %

SCHEME NUMBER: **I 274**

MODULE CODE
6-07 INDIANA BUFF SELECT

SCHEME NUMBER: **I 272**

MODULE CODE
6-07 INDIANA GREY SELECT

Project

Module-6

6”x24” based

Mono Pattern
Horizontal Installation

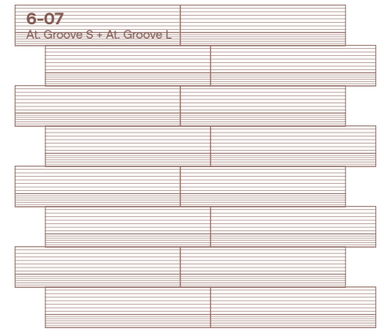

SIZE PERCENTAGES TO CREATE THIS SCHEME:

ATELIER GROOVE S		ATELIER GROOVE L	
2”x24”	33 %	4”x24”	67 %

SCHEME NUMBER: **S 275**

MODULE CODE
6-07 INDIANA BUFF SELECT

SCHEME NUMBER: **S 273**

MODULE CODE
6-07 INDIANA GREY SELECT

Module-6

Mono Pattern
Vertical Installation

6”x24” based



SIZE PERCENTAGES TO CREATE THIS SCHEME:

ATELIER GROOVE S	
6”x24”	100 %

SCHEME NUMBER: **IV 08**

MODULE CODE

6-01 INDIANA BUFF SELECT

SCHEME NUMBER: **IV 88**

MODULE CODE

6-01 INDIANA GREY SELECT



SIZE PERCENTAGES TO CREATE THIS SCHEME:

ATELIER GROOVE L	
6”x24”	100 %

SCHEME NUMBER: **IV 29**

MODULE CODE

6-02 INDIANA BUFF SELECT

SCHEME NUMBER: **IV 89**

MODULE CODE

6-02 INDIANA GREY SELECT



SIZE PERCENTAGES TO CREATE THIS SCHEME:

ATELIER DYNAMIC	
6”x24”	100 %

SCHEME NUMBER: **IV 147**

MODULE CODE

6-03 INDIANA BUFF SELECT

SCHEME NUMBER: **IV 224**

MODULE CODE

6-03 INDIANA GREY SELECT

Project

Module-6

Mono Pattern
Vertical Installation

6”x24” based

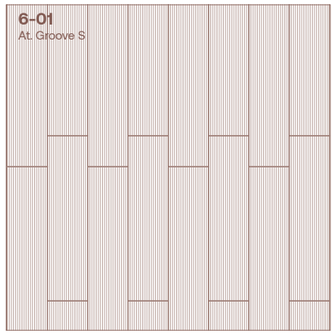

SIZE PERCENTAGES TO CREATE THIS SCHEME:

ATELIER GROOVE S	
6”x24”	100 %

SCHEME NUMBER: **S 148**

MODULE CODE

6-01 INDIANA BUFF SELECT

SCHEME NUMBER: **S 225**

MODULE CODE

6-01 INDIANA GREY SELECT



SIZE PERCENTAGES TO CREATE THIS SCHEME:

ATELIER GROOVE L	
6”x24”	100 %

SCHEME NUMBER: **S 149**

MODULE CODE

6-02 INDIANA BUFF SELECT

SCHEME NUMBER: **S 226**

MODULE CODE

6-02 INDIANA GREY SELECT



SIZE PERCENTAGES TO CREATE THIS SCHEME:

ATELIER DYNAMIC	
6”x24”	100 %

SCHEME NUMBER: **S 147**

MODULE CODE

6-03 INDIANA BUFF SELECT

SCHEME NUMBER: **S 224**

MODULE CODE

6-03 INDIANA BUFF SELECT

Project

Mono Pattern Vertical Installation

Module-6

6”x24” based



SIZE PERCENTAGES TO CREATE THIS SCHEME:

ATELIER GROOVE S		ATELIER GROOVE L	
3”x12”	50 %	3”x12”	50 %

SCHEME NUMBER: **IV 330**

MODULE CODE
6-04 INDIANA BUFF SELECT

SCHEME NUMBER: **IV 331**

MODULE CODE
6-04 INDIANA GREY SELECT



SIZE PERCENTAGES TO CREATE THIS SCHEME:

ATELIER GROOVE S		ATELIER GROOVE L	
3”x12”	25 %	3”x12”	25 %
		6”x12”	50 %

SCHEME NUMBER: **IV 332**

MODULE CODE
6-05 INDIANA BUFF SELECT

SCHEME NUMBER: **IV 333**

MODULE CODE
6-05 INDIANA GREY SELECT

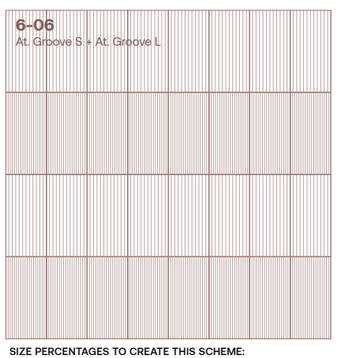

SIZE PERCENTAGES TO CREATE THIS SCHEME:

ATELIER GROOVE S		ATELIER GROOVE L	
6”x12”	50 %	6”x12”	50 %

SCHEME NUMBER: **IV 334**

MODULE CODE
6-06 INDIANA BUFF SELECT

SCHEME NUMBER: **IV 335**

MODULE CODE
6-06 INDIANA GREY SELECT

Project

Mono Pattern Vertical Installation

Module-6

6”x24” based



SIZE PERCENTAGES TO CREATE THIS SCHEME:

ATELIER GROOVE S		ATELIER GROOVE L	
3”x12”	50 %	3”x12”	50 %

SCHEME NUMBER: **SV 330**

MODULE CODE
6-04 INDIANA BUFF SELECT



SCHEME NUMBER: **SV 331**

MODULE CODE
6-04 INDIANA GREY SELECT

SIZE PERCENTAGES TO CREATE THIS SCHEME:

ATELIER GROOVE S		ATELIER GROOVE L	
3”x12”	25 %	3”x12”	25 %
		6”x12”	50 %

SCHEME NUMBER: **SV 332**

MODULE CODE
6-05 INDIANA BUFF SELECT

SCHEME NUMBER: **SV 333**

MODULE CODE
6-05 INDIANA GREY SELECT



SIZE PERCENTAGES TO CREATE THIS SCHEME:

ATELIER GROOVE S		ATELIER GROOVE L	
6”x12”	50 %	6”x12”	50 %

SCHEME NUMBER: **SV 334**

MODULE CODE
6-06 INDIANA BUFF SELECT

SCHEME NUMBER: **SV 335**

MODULE CODE
6-06 INDIANA GREY SELECT

Project

Module-6

6”x24” based

Mono Pattern
Vertical Installation



SIZE PERCENTAGES TO CREATE THIS SCHEME:

ATELIER GROOVE S		ATELIER GROOVE L	
2”x24”	33 %	4”x24”	67 %

SCHEME NUMBER: **IV 274**

MODULE CODE
6-07 INDIANA BUFF SELECT

SCHEME NUMBER: **IV 272**

MODULE CODE
6-07 INDIANA GREY SELECT

Project

Module-6

6”x24” based

Mono Pattern
Vertical Installation



SIZE PERCENTAGES TO CREATE THIS SCHEME:

ATELIER GROOVE S		ATELIER GROOVE L	
2”x24”	33 %	4”x24”	67 %

SCHEME NUMBER: **SV 275**

MODULE CODE
6-07 INDIANA BUFF SELECT

SCHEME NUMBER: **SV 273**

MODULE CODE
6-07 INDIANA GREY SELECT

Module-6

Dual Pattern
Horizontal Installation

6”x24” based

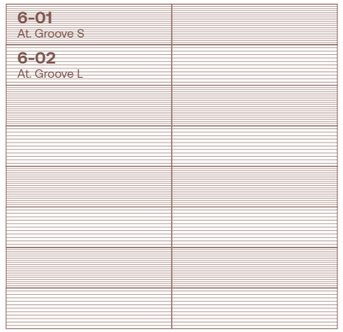

SIZE PERCENTAGES TO CREATE THIS SCHEME:

ATELIER GROOVE S		ATELIER GROOVE L	
6”x24”	50 %	6”x24”	50 %

SCHEME NUMBER: **I 30**

MODULE CODE
6-01 INDIANA BUFF SELECT
6-02 INDIANA BUFF SELECT

SCHEME NUMBER: **I 90**

MODULE CODE
6-01 INDIANA GREY SELECT
6-02 INDIANA GREY SELECT



SIZE PERCENTAGES TO CREATE THIS SCHEME:

ATELIER GROOVE S		ATELIER GROOVE L	
3”x24”	25 %	3”x24”	25 %
6”x24”	50 %		

SCHEME NUMBER: **I 31**

MODULE CODE
6-01 INDIANA BUFF SELECT
6-04 INDIANA BUFF SELECT

SCHEME NUMBER: **I 91**

MODULE CODE
6-01 INDIANA GREY SELECT
6-04 INDIANA GREY SELECT

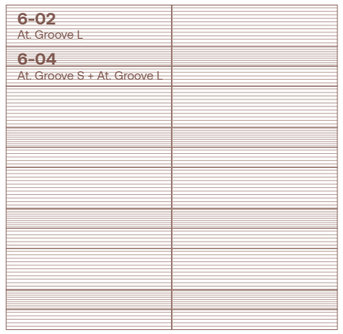

SIZE PERCENTAGES TO CREATE THIS SCHEME:

ATELIER GROOVE S		ATELIER GROOVE L	
3”x24”	25 %	3”x24”	25 %
		6”x24”	50 %

SCHEME NUMBER: **I 32**

MODULE CODE
6-02 INDIANA BUFF SELECT
6-04 INDIANA BUFF SELECT

SCHEME NUMBER: **I 92**

MODULE CODE
6-02 INDIANA GREY SELECT
6-04 INDIANA GREY SELECT

Project

Module-6

Dual Pattern
Horizontal Installation

6”x24” based

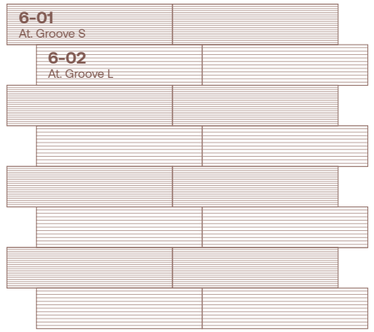

SIZE PERCENTAGES TO CREATE THIS SCHEME:

ATELIER GROOVE S		ATELIER GROOVE L	
6”x24”	50 %	6”x24”	50 %

SCHEME NUMBER: **S 150**

MODULE CODE
6-01 INDIANA BUFF SELECT
6-02 INDIANA BUFF SELECT

SCHEME NUMBER: **S 227**

MODULE CODE
6-01 INDIANA GREY SELECT
6-02 INDIANA GREY SELECT

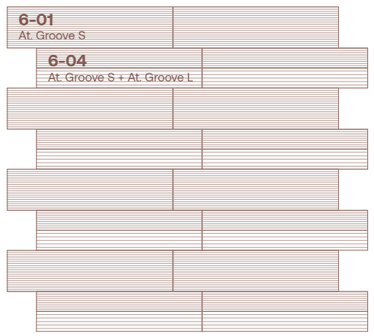

SIZE PERCENTAGES TO CREATE THIS SCHEME:

ATELIER GROOVE S		ATELIER GROOVE L	
3”x24”	25 %	3”x24”	25 %
6”x24”	50 %		

SCHEME NUMBER: **S 164**

MODULE CODE
6-01 INDIANA BUFF SELECT
6-04 INDIANA BUFF SELECT

SCHEME NUMBER: **S 241**

MODULE CODE
6-01 INDIANA GREY SELECT
6-04 INDIANA GREY SELECT

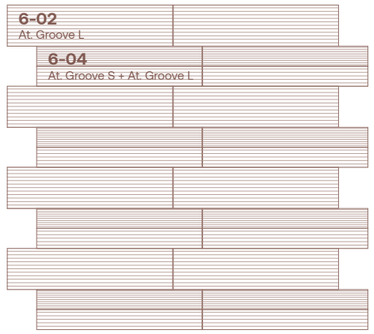

SIZE PERCENTAGES TO CREATE THIS SCHEME:

ATELIER GROOVE S		ATELIER GROOVE L	
3”x24”	25 %	3”x24”	25 %
		6”x24”	50 %

SCHEME NUMBER: **S 165**

MODULE CODE
6-02 INDIANA BUFF SELECT
6-04 INDIANA BUFF SELECT

SCHEME NUMBER: **S 242**

MODULE CODE
6-02 INDIANA GREY SELECT
6-04 INDIANA GREY SELECT

Module-6

6”x24” based

Dual Pattern
Horizontal Installation

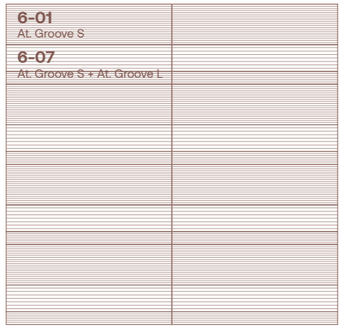

SIZE PERCENTAGES TO CREATE THIS SCHEME:

ATELIER GROOVE S		ATELIER GROOVE L	
3”x24”	50 %	4”x24”	33 %
2”x24”	17 %		

SCHEME NUMBER: **I 33**

MODULE CODE	
6-01 INDIANA BUFF SELECT	
6-07 INDIANA BUFF SELECT	

SCHEME NUMBER: **I 93**

MODULE CODE	
6-01 INDIANA GREY SELECT	
6-07 INDIANA GREY SELECT	

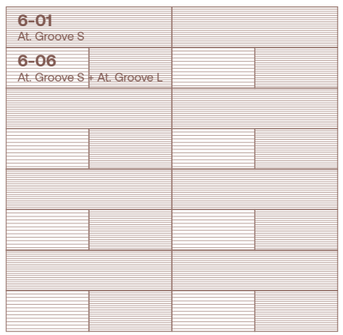

SIZE PERCENTAGES TO CREATE THIS SCHEME:

ATELIER GROOVE S		ATELIER GROOVE L	
6”x12”	25 %	6”x12”	25 %
6”x24”	50 %		

SCHEME NUMBER: **I 37**

MODULE CODE	
6-01 INDIANA BUFF SELECT	
6-06 INDIANA BUFF SELECT	

SCHEME NUMBER: **I 97**

MODULE CODE	
6-01 INDIANA GREY SELECT	
6-06 INDIANA GREY SELECT	

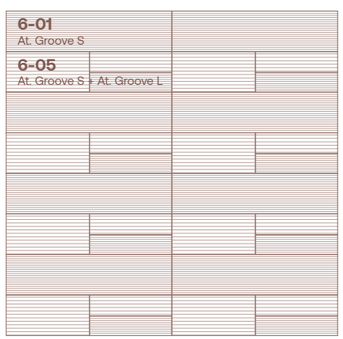

SIZE PERCENTAGES TO CREATE THIS SCHEME:

ATELIER GROOVE S		ATELIER GROOVE L	
3”x12”	13 %	3”x12”	13 %
6”x24”	50 %	6”x12”	25 %

SCHEME NUMBER: **I 38**

MODULE CODE	
6-01 INDIANA BUFF SELECT	
6-05 INDIANA BUFF SELECT	

SCHEME NUMBER: **I 98**

MODULE CODE	
6-01 INDIANA GREY SELECT	
6-05 INDIANA GREY SELECT	

Project

Module-6

6”x24” based

Dual Pattern
Horizontal Installation

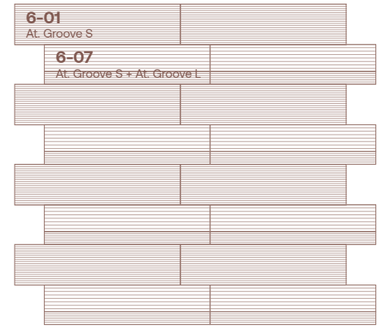

SIZE PERCENTAGES TO CREATE THIS SCHEME:

ATELIER GROOVE S		ATELIER GROOVE L	
3”x24”	50 %	4”x24”	33 %
2”x24”	17 %		

SCHEME NUMBER: **S 166**

MODULE CODE	
6-01 INDIANA BUFF SELECT	
6-07 INDIANA BUFF SELECT	

SCHEME NUMBER: **S 243**

MODULE CODE	
6-01 INDIANA GREY SELECT	
6-07 INDIANA GREY SELECT	

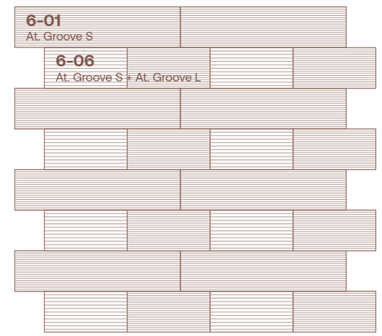

SIZE PERCENTAGES TO CREATE THIS SCHEME:

ATELIER GROOVE S		ATELIER GROOVE L	
6”x12”	25 %	6”x12”	25 %
6”x24”	50 %		

SCHEME NUMBER: **S 170**

MODULE CODE	
6-01 INDIANA BUFF SELECT	
6-06 INDIANA BUFF SELECT	

SCHEME NUMBER: **S 247**

MODULE CODE	
6-01 INDIANA BUFF SELECT	
6-06 INDIANA BUFF SELECT	

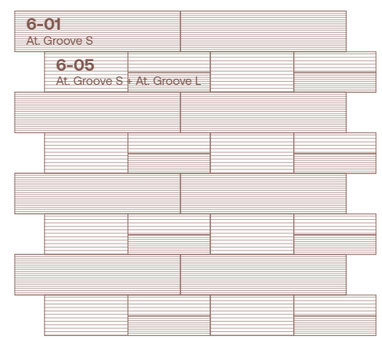

SIZE PERCENTAGES TO CREATE THIS SCHEME:

ATELIER GROOVE S		ATELIER GROOVE L	
3”x12”	13 %	3”x12”	13 %
6”x24”	50 %	6”x12”	25 %

SCHEME NUMBER: **S 171**

MODULE CODE	
6-01 INDIANA BUFF SELECT	
6-05 INDIANA BUFF SELECT	

SCHEME NUMBER: **S 248**

MODULE CODE	
6-01 INDIANA GREY SELECT	
6-05 INDIANA GREY SELECT	

Module-6

Dual Pattern
Horizontal Installation

6”x24” based

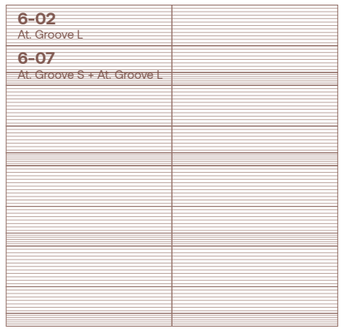

SIZE PERCENTAGES TO CREATE THIS SCHEME:

ATELIER GROOVE S		ATELIER GROOVE L	
2”x24”	17 %	4”x24”	33 %
		6”x24”	50 %

SCHEME NUMBER: **I 42**

MODULE CODE
6-02 INDIANA BUFF SELECT
6-07 INDIANA BUFF SELECT

SCHEME NUMBER: **I 102**

MODULE CODE
6-02 INDIANA GREY SELECT
6-07 INDIANA GREY SELECT

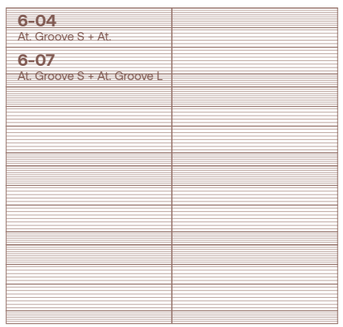

SIZE PERCENTAGES TO CREATE THIS SCHEME:

ATELIER GROOVE S		ATELIER GROOVE L	
2”x24”	17 %	4”x24”	33 %
3”x24”	25 %	3”x24”	25 %

SCHEME NUMBER: **I 43**

MODULE CODE
6-04 INDIANA BUFF SELECT
6-07 INDIANA BUFF SELECT

SCHEME NUMBER: **I 103**

MODULE CODE
6-04 INDIANA GREY SELECT
6-07 INDIANA GREY SELECT

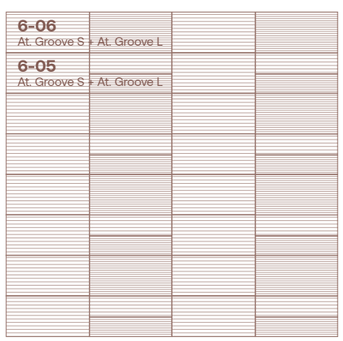

SIZE PERCENTAGES TO CREATE THIS SCHEME:

ATELIER GROOVE S		ATELIER GROOVE L	
6”x12”	25 %	6”x12”	50 %
3”x12”	13 %	3”x12”	13 %

SCHEME NUMBER: **I 47**

MODULE CODE
6-06 INDIANA BUFF SELECT
6-05 INDIANA BUFF SELECT

SCHEME NUMBER: **I 107**

MODULE CODE
6-06 INDIANA GREY SELECT
6-05 INDIANA GREY SELECT

Project

Module-6

Dual Pattern
Horizontal Installation

6”x24” based

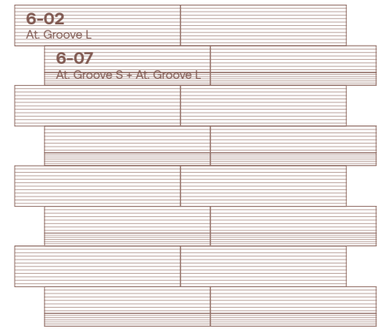

SIZE PERCENTAGES TO CREATE THIS SCHEME:

ATELIER GROOVE S		ATELIER GROOVE L	
2”x24”	17 %	4”x24”	33 %
		6”x24”	50 %

SCHEME NUMBER: **S 175**

MODULE CODE	
6-02 INDIANA BUFF SELECT	
6-07 INDIANA BUFF SELECT	

SCHEME NUMBER: **S 252**

MODULE CODE	
6-02 INDIANA GREY SELECT	
6-07 INDIANA GREY SELECT	

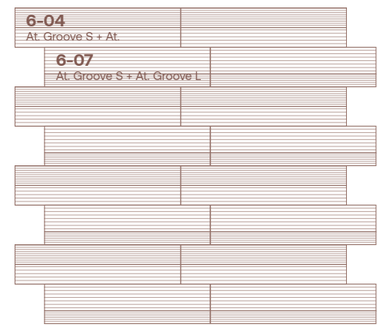

SIZE PERCENTAGES TO CREATE THIS SCHEME:

ATELIER GROOVE S		ATELIER GROOVE L	
2”x24”	17 %	4”x24”	33 %
3”x24”	25 %	3”x24”	25 %

SCHEME NUMBER: **S 176**

MODULE CODE	
6-04 INDIANA BUFF SELECT	
6-07 INDIANA BUFF SELECT	

SCHEME NUMBER: **S 253**

MODULE CODE	
6-04 INDIANA BUFF SELECT	
6-07 INDIANA BUFF SELECT	

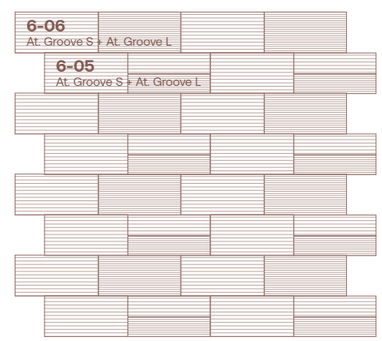

SIZE PERCENTAGES TO CREATE THIS SCHEME:

ATELIER GROOVE S		ATELIER GROOVE L	
6”x12”	25 %	6”x12”	50 %
3”x12”	13 %	3”x12”	13 %

SCHEME NUMBER: **S 171**

MODULE CODE	
6-06 INDIANA BUFF SELECT	
6-05 INDIANA BUFF SELECT	

SCHEME NUMBER: **S 257**

MODULE CODE	
6-06 INDIANA GREY SELECT	
6-05 INDIANA GREY SELECT	

Project

Module-6

Dual Pattern
Horizontal Installation

6”x24” based

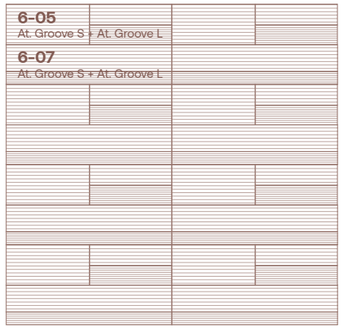

SIZE PERCENTAGES TO CREATE THIS SCHEME:

ATELIER GROOVE S		ATELIER GROOVE L	
3”x12”	13 %	6”x12”	25 %
2”x24”	17 %	3”x12”	13 %
		4”x24”	33 %

SCHEME NUMBER: **I 50**

MODULE CODE
6-05 INDIANA BUFF SELECT
6-07 INDIANA BUFF SELECT

SCHEME NUMBER: **I 110**

MODULE CODE
6-05 INDIANA GREY SELECT
6-07 INDIANA GREY SELECT

Project

Module-6

Dual Pattern
Horizontal Installation

6”x24” based

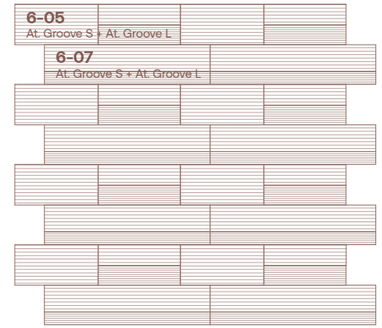

SIZE PERCENTAGES TO CREATE THIS SCHEME:

ATELIER GROOVE S		ATELIER GROOVE L	
3”x12”	13 %	6”x12”	25 %
2”x24”	17 %	3”x12”	13 %
		4”x24”	33 %

SCHEME NUMBER: **S 186**

MODULE CODE
6-05 INDIANA BUFF SELECT
6-07 INDIANA BUFF SELECT

SCHEME NUMBER: **S 263**

MODULE CODE
6-05 INDIANA GREY SELECT
6-07 INDIANA GREY SELECT

Module-6

6”x24” based

Dual Pattern
Vertical Installation

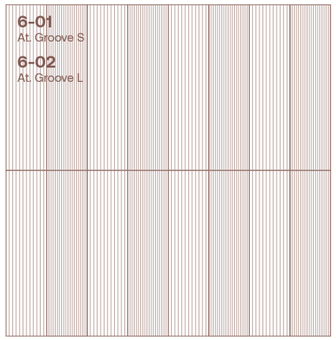

SIZE PERCENTAGES TO CREATE THIS SCHEME:

ATELIER GROOVE S		ATELIER GROOVE L	
6”x24”	50 %	6”x24”	50 %

SCHEME NUMBER: **IV 30**

MODULE CODE
6-01 INDIANA BUFF SELECT
6-02 INDIANA BUFF SELECT

SCHEME NUMBER: **IV 90**

MODULE CODE
6-01 INDIANA GREY SELECT
6-02 INDIANA GREY SELECT

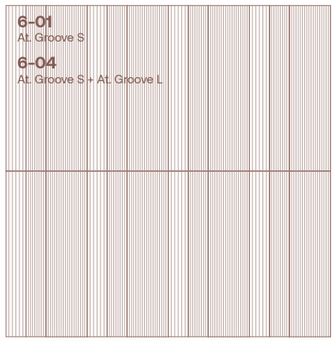

SIZE PERCENTAGES TO CREATE THIS SCHEME:

ATELIER GROOVE S		ATELIER GROOVE L	
3”x24”	25 %	3”x24”	25 %
6”x24”	50 %		

SCHEME NUMBER: **IV 31**

MODULE CODE
6-01 INDIANA BUFF SELECT
6-04 INDIANA BUFF SELECT

SCHEME NUMBER: **IV 91**

MODULE CODE
6-01 INDIANA GREY SELECT
6-04 INDIANA GREY SELECT

SIZE PERCENTAGES TO CREATE THIS SCHEME:

ATELIER GROOVE S		ATELIER GROOVE L	
3”x24”	25 %	3”x24”	25 %
		6”x24”	50 %

SCHEME NUMBER: **IV 32**

MODULE CODE
6-02 INDIANA BUFF SELECT
6-04 INDIANA BUFF SELECT

SCHEME NUMBER: **IV 92**

MODULE CODE
6-02 INDIANA GREY SELECT
6-04 INDIANA GREY SELECT

Project

Module-6

6”x24” based

Dual Pattern
Vertical Installation

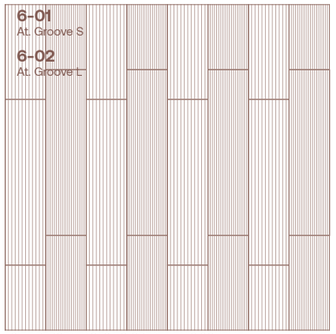

SIZE PERCENTAGES TO CREATE THIS SCHEME:

ATELIER GROOVE S		ATELIER GROOVE L	
6”x24”	50 %	6”x24”	50 %

SCHEME NUMBER: **SV 150**

MODULE CODE
6-01 INDIANA BUFF SELECT
6-02 INDIANA BUFF SELECT

SCHEME NUMBER: **SV 227**

MODULE CODE
6-01 INDIANA GREY SELECT
6-02 INDIANA GREY SELECT

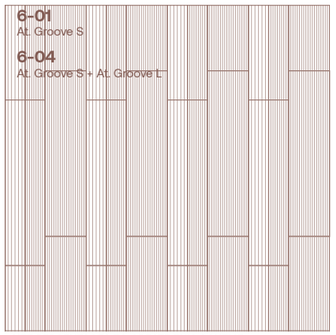

SIZE PERCENTAGES TO CREATE THIS SCHEME:

ATELIER GROOVE S		ATELIER GROOVE L	
3”x24”	25 %	3”x24”	25 %
6”x24”	50 %		

SCHEME NUMBER: **SV 164**

MODULE CODE
6-01 INDIANA BUFF SELECT
6-04 INDIANA BUFF SELECT

SCHEME NUMBER: **SV 241**

MODULE CODE
6-01 INDIANA GREY SELECT
6-04 INDIANA GREY SELECT



SIZE PERCENTAGES TO CREATE THIS SCHEME:

ATELIER GROOVE S		ATELIER GROOVE L	
3”x24”	25 %	3”x24”	25 %
		6”x24”	50 %

SCHEME NUMBER: **SV 165**

MODULE CODE
6-02 INDIANA BUFF SELECT
6-04 INDIANA BUFF SELECT

SCHEME NUMBER: **SV 242**

MODULE CODE
6-02 INDIANA GREY SELECT
6-04 INDIANA GREY SELECT

Module-6

6”x24” based

Dual Pattern
Vertical Installation

SIZE PERCENTAGES TO CREATE THIS SCHEME:

ATELIER GROOVE S		ATELIER GROOVE L	
3”x24”	50 %	4”x24”	33 %
2”x24”	17 %		

SCHEME NUMBER: **IV 33**

MODULE CODE	
6-01 INDIANA BUFF SELECT	
6-07 INDIANA BUFF SELECT	

SCHEME NUMBER: **IV 93**

MODULE CODE	
6-01 INDIANA GREY SELECT	
6-07 INDIANA GREY SELECT	

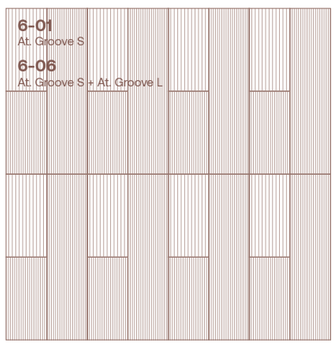

SIZE PERCENTAGES TO CREATE THIS SCHEME:

ATELIER GROOVE S		ATELIER GROOVE L	
6”x12”	25 %	6”x12”	25 %
6”x24”	50 %		

SCHEME NUMBER: **IV 37**

MODULE CODE	
6-01 INDIANA BUFF SELECT	
6-06 INDIANA BUFF SELECT	

SCHEME NUMBER: **IV 97**

MODULE CODE	
6-01 INDIANA GREY SELECT	
6-06 INDIANA GREY SELECT	

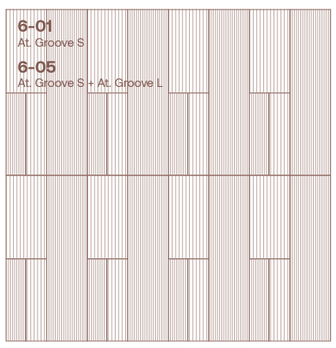

SIZE PERCENTAGES TO CREATE THIS SCHEME:

ATELIER GROOVE S		ATELIER GROOVE L	
3”x12”	13 %	3”x12”	13 %
6”x24”	50 %	6”x12”	25 %

SCHEME NUMBER: **IV 38**

MODULE CODE	
6-01 INDIANA BUFF SELECT	
6-05 INDIANA BUFF SELECT	

SCHEME NUMBER: **IV 98**

MODULE CODE	
6-01 INDIANA GREY SELECT	
6-05 INDIANA GREY SELECT	

Project

Module-6

6”x24” based

Dual Pattern
Vertical Installation

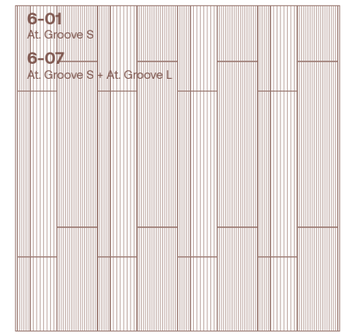

SIZE PERCENTAGES TO CREATE THIS SCHEME:

ATELIER GROOVE S		ATELIER GROOVE L	
3”x24”	50 %	4”x24”	33 %
2”x24”	17 %		

SCHEME NUMBER: **SV 166**

MODULE CODE	
6-01 INDIANA BUFF SELECT	
6-07 INDIANA BUFF SELECT	

SCHEME NUMBER: **SV 243**

MODULE CODE	
6-01 INDIANA GREY SELECT	
6-07 INDIANA GREY SELECT	

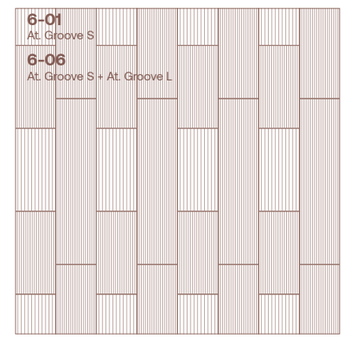

SIZE PERCENTAGES TO CREATE THIS SCHEME:

ATELIER GROOVE S		ATELIER GROOVE L	
6”x12”	25 %	6”x12”	25 %
6”x24”	50 %		

SCHEME NUMBER: **SV 170**

MODULE CODE	
6-01 INDIANA BUFF SELECT	
6-06 INDIANA BUFF SELECT	



SCHEME NUMBER: **SV 247**

MODULE CODE	
6-01 INDIANA BUFF SELECT	
6-06 INDIANA BUFF SELECT	

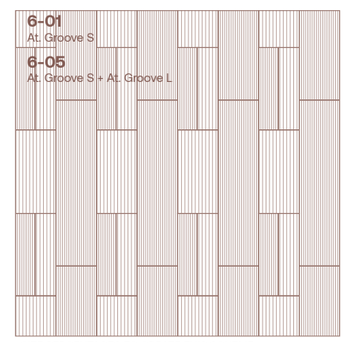

SIZE PERCENTAGES TO CREATE THIS SCHEME:

ATELIER GROOVE S		ATELIER GROOVE L	
3”x12”	13 %	3”x12”	13 %
6”x24”	50 %	6”x12”	25 %

SCHEME NUMBER: **SV 171**

MODULE CODE	
6-01 INDIANA BUFF SELECT	
6-05 INDIANA BUFF SELECT	

SCHEME NUMBER: **SV 248**

MODULE CODE	
6-01 INDIANA GREY SELECT	
6-05 INDIANA GREY SELECT	

Module-6

Dual Pattern
Vertical Installation

6”x24” based

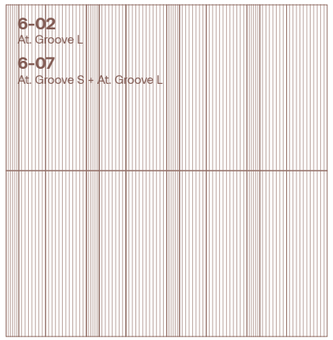

SIZE PERCENTAGES TO CREATE THIS SCHEME:

ATELIER GROOVE S		ATELIER GROOVE L	
2”x24”	17 %	4”x24”	33 %
		6”x24”	50 %

SCHEME NUMBER: **IV 42**

MODULE CODE
6-02 INDIANA BUFF SELECT
6-07 INDIANA BUFF SELECT

SCHEME NUMBER: **IV 102**

MODULE CODE
6-02 INDIANA GREY SELECT
6-07 INDIANA GREY SELECT

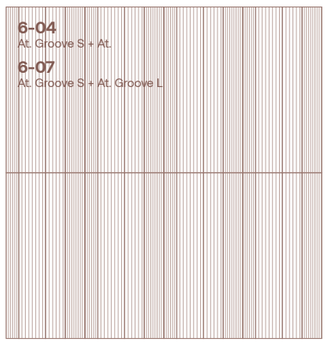

SIZE PERCENTAGES TO CREATE THIS SCHEME:

ATELIER GROOVE S		ATELIER GROOVE L	
2”x24”	17 %	4”x24”	33 %
3”x24”	25 %	3”x24”	25 %

SCHEME NUMBER: **IV 43**

MODULE CODE
6-04 INDIANA BUFF SELECT
6-07 INDIANA BUFF SELECT

SCHEME NUMBER: **IV 103**

MODULE CODE
6-04 INDIANA GREY SELECT
6-07 INDIANA GREY SELECT

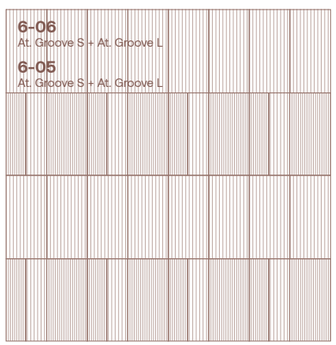

SIZE PERCENTAGES TO CREATE THIS SCHEME:

ATELIER GROOVE S		ATELIER GROOVE L	
6”x12”	25 %	6”x12”	50 %
3”x12”	13 %	3”x12”	13 %

SCHEME NUMBER: **IV 47**

MODULE CODE
6-06 INDIANA BUFF SELECT
6-05 INDIANA BUFF SELECT

SCHEME NUMBER: **IV 107**

MODULE CODE
6-06 INDIANA GREY SELECT
6-05 INDIANA GREY SELECT

Project

Module-6

Dual Pattern
Vertical Installation

6”x24” based

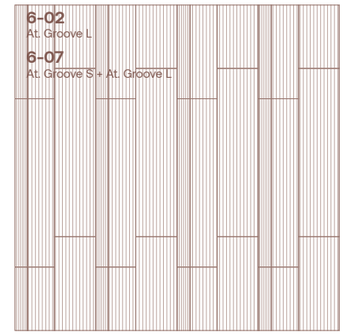

SIZE PERCENTAGES TO CREATE THIS SCHEME:

ATELIER GROOVE S		ATELIER GROOVE L	
2”x24”	17 %	4”x24”	33 %
		6”x24”	50 %

SCHEME NUMBER: **SV 175**

MODULE CODE	
6-02 INDIANA BUFF SELECT	
6-07 INDIANA BUFF SELECT	

SCHEME NUMBER: **SV 252**

MODULE CODE	
6-02 INDIANA GREY SELECT	
6-07 INDIANA GREY SELECT	

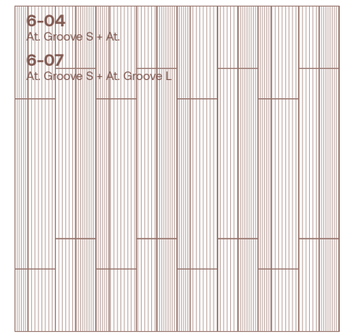

SIZE PERCENTAGES TO CREATE THIS SCHEME:

ATELIER GROOVE S		ATELIER GROOVE L	
2”x24”	17 %	4”x24”	33 %
3”x24”	25 %	3”x24”	25 %

SCHEME NUMBER: **SV 176**

MODULE CODE	
6-04 INDIANA BUFF SELECT	
6-07 INDIANA BUFF SELECT	

SCHEME NUMBER: **SV 253**

MODULE CODE	
6-04 INDIANA BUFF SELECT	
6-07 INDIANA BUFF SELECT	

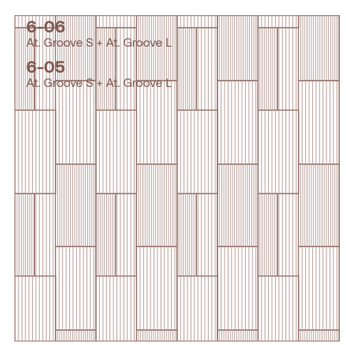

SIZE PERCENTAGES TO CREATE THIS SCHEME:

ATELIER GROOVE S		ATELIER GROOVE L	
6”x12”	25 %	6”x12”	50 %
3”x12”	13 %	3”x12”	13 %

SCHEME NUMBER: **SV 171**

MODULE CODE	
6-06 INDIANA BUFF SELECT	
6-05 INDIANA BUFF SELECT	

SCHEME NUMBER: **SV 257**

MODULE CODE	
6-06 INDIANA GREY SELECT	
6-05 INDIANA GREY SELECT	

Project

Module-6

Dual Pattern
Vertical Installation

6”x24” based

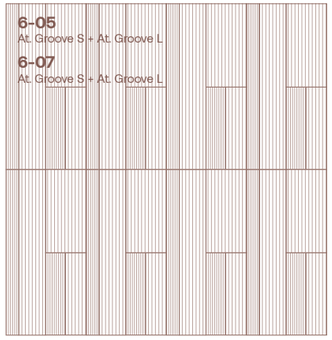

SIZE PERCENTAGES TO CREATE THIS SCHEME:

ATELIER GROOVE S		ATELIER GROOVE L	
3”x12”	13 %	6”x12”	25 %
2”x24”	17 %	3”x12”	13 %
		4”x24”	33 %

SCHEME NUMBER: **IV 50**

MODULE CODE
6-05 INDIANA BUFF SELECT
6-07 INDIANA BUFF SELECT

SCHEME NUMBER: **IV 110**

MODULE CODE
6-05 INDIANA GREY SELECT
6-07 INDIANA GREY SELECT

Project

Module-6

Dual Pattern
Vertical Installation

6”x24” based



SIZE PERCENTAGES TO CREATE THIS SCHEME:

ATELIER GROOVE S		ATELIER GROOVE L	
3”x12”	13 %	6”x12”	25 %
2”x24”	17 %	3”x12”	13 %
		4”x24”	33 %

SCHEME NUMBER: **SV 186**

MODULE CODE
6-05 INDIANA BUFF SELECT
6-07 INDIANA BUFF SELECT

SCHEME NUMBER: **SV 263**

MODULE CODE
6-05 INDIANA GREY SELECT
6-07 INDIANA GREY SELECT

Mono Pattern Horizontal Installation

Module-Creative



SIZE PERCENTAGES TO CREATE THIS SCHEME:

ATELIER GROOVE S		ATELIER GROOVE L	
3"x24"	50 %	3"x24"	50 %

I 308

MODULE CODE
CR-01 INDIANA BUFF SELECT

I 309

MODULE CODE
CR-01 INDIANA GREY SELECT

SIZE PERCENTAGES TO CREATE THIS SCHEME:

ATELIER GROOVE S		ATELIER GROOVE L	
6"x24"	50 %	6"x24"	50 %

I 306

MODULE CODE
CR-02 INDIANA BUFF SELECT



I 307

MODULE CODE
CR-02 INDIANA GREY SELECT



SIZE PERCENTAGES TO CREATE THIS SCHEME:

ATELIER GROOVE S		ATELIER GROOVE L	
6"x12"	66 %	6"x12"	33 %

I 304

MODULE CODE
CR-03 INDIANA BUFF SELECT



I 305

MODULE CODE
CR-03 INDIANA GREY SELECT

Project

Mono Pattern Horizontal Installation

Module-Creative

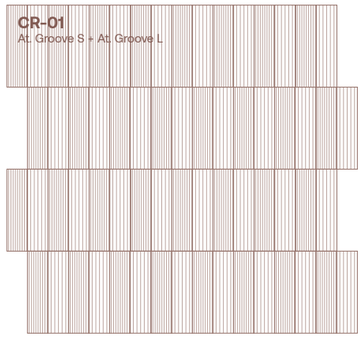

SIZE PERCENTAGES TO CREATE THIS SCHEME:

ATELIER GROOVE S		ATELIER GROOVE L	
3"x24"	50 %	3"x24"	50 %

S 308

MODULE CODE
CR-01 INDIANA BUFF SELECT

S 309

MODULE CODE
CR-01 INDIANA GREY SELECT



SIZE PERCENTAGES TO CREATE THIS SCHEME:

ATELIER GROOVE S		ATELIER GROOVE L	
6"x24"	50 %	6"x24"	50 %

S 306

MODULE CODE
CR-02 INDIANA BUFF SELECT



S 307

MODULE CODE
CR-02 INDIANA GREY SELECT



SIZE PERCENTAGES TO CREATE THIS SCHEME:

ATELIER GROOVE S		ATELIER GROOVE L	
6"x12"	66 %	6"x12"	33 %

S 304

MODULE CODE
CR-03 INDIANA BUFF SELECT

S 305

MODULE CODE
CR-03 INDIANA GREY SELECT

Mono Pattern Horizontal Installation

Module-Creative

SIZE PERCENTAGES TO CREATE THIS SCHEME:

ATELIER GROOVE S		ATELIER GROOVE L	
2"x12"	40 %	6"x12"	30 %
6"x12"	30 %		

I 302

MODULE CODE
CR-04 INDIANA BUFF SELECT

I 303

MODULE CODE
CR-04 INDIANA GREY SELECT

SIZE PERCENTAGES TO CREATE THIS SCHEME:

ATELIER GROOVE S	
2"x24"	25 %
6"x24"	75 %

I 300

MODULE CODE
CR-05 INDIANA BUFF SELECT

I 301

MODULE CODE
CR-05 INDIANA GREY SELECT

SIZE PERCENTAGES TO CREATE THIS SCHEME:

ATELIER GROOVE S		ATELIER GROOVE L	
2"x24"	25 %	6"x24"	75 %

I 294

MODULE CODE
CR-06 INDIANA BUFF SELECT

I 295

MODULE CODE
CR-06 INDIANA GREY SELECT

Project

Mono Pattern Horizontal Installation

Module-Creative

SIZE PERCENTAGES TO CREATE THIS SCHEME:

ATELIER GROOVE S		ATELIER GROOVE L	
2"x12"	40 %	6"x12"	30 %
6"x12"	30 %		

S 302

MODULE CODE
CR-04 INDIANA BUFF SELECT

S 303

MODULE CODE
CR-04 INDIANA GREY SELECT

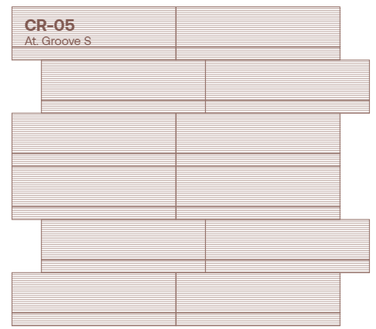

SIZE PERCENTAGES TO CREATE THIS SCHEME:

ATELIER GROOVE S	
2"x24"	25 %
6"x24"	75 %

S 300

MODULE CODE
CR-05 INDIANA BUFF SELECT

S 301

MODULE CODE
CR-05 INDIANA GREY SELECT

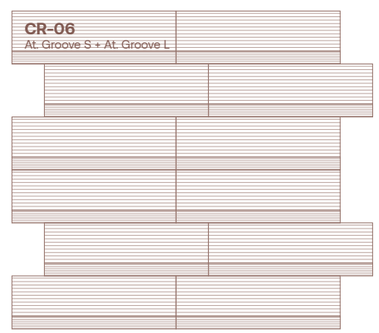

SIZE PERCENTAGES TO CREATE THIS SCHEME:

ATELIER GROOVE S		ATELIER GROOVE L	
2"x24"	25 %	6"x24"	75 %

S 294

MODULE CODE
CR-06 INDIANA BUFF SELECT

S 295

MODULE CODE
CR-06 INDIANA GREY SELECT

Mono Pattern
Horizontal Installation

Module-Creative

SIZE PERCENTAGES TO CREATE THIS SCHEME:

ATELIER GROOVE S		ATELIER GROOVE L	
4"x24"	57 %	3"x24"	43 %

I 298

MODULE CODE
CR-07 INDIANA BUFF SELECT

I 299

MODULE CODE
CR-07 INDIANA GREY SELECT

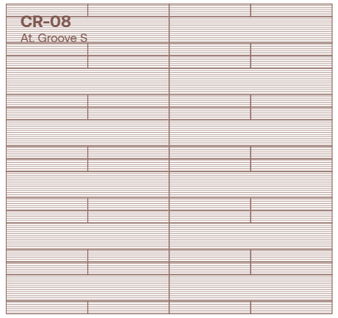

SIZE PERCENTAGES TO CREATE THIS SCHEME:

ATELIER GROOVE S	
2"x24"	43 %
4"x24"	57 %

I 294

MODULE CODE
CR-08 INDIANA BUFF SELECT

I 295

MODULE CODE
CR-08 INDIANA GREY SELECT

SIZE PERCENTAGES TO CREATE THIS SCHEME:

ATELIER GROOVE S		ATELIER GROOVE L	
6"x12"	78 %	3"x12"	22 %

I 296

MODULE CODE
CR-09 INDIANA BUFF SELECT

I 297

MODULE CODE
CR-09 INDIANA GREY SELECT

Project

Mono Pattern
Horizontal Installation

Module-Creative



SIZE PERCENTAGES TO CREATE THIS SCHEME:

ATELIER GROOVE S		ATELIER GROOVE L	
4"x24"	57 %	3"x24"	43 %

S 298

MODULE CODE
CR-07 INDIANA BUFF SELECT

S 299

MODULE CODE
CR-07 INDIANA GREY SELECT

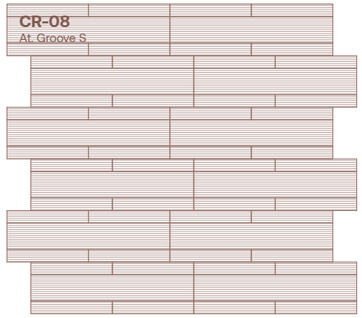

SIZE PERCENTAGES TO CREATE THIS SCHEME:

ATELIER GROOVE S	
2"x24"	43 %
4"x24"	57 %

S 294

MODULE CODE
CR-08 INDIANA BUFF SELECT

S 295

MODULE CODE
CR-08 INDIANA GREY SELECT

SIZE PERCENTAGES TO CREATE THIS SCHEME:

ATELIER GROOVE S		ATELIER GROOVE L	
6"x12"	78 %	3"x12"	22 %

S 296

MODULE CODE
CR-09 INDIANA BUFF SELECT

S 297

MODULE CODE
CR-09 INDIANA GREY SELECT

Mono Pattern Horizontal Installation

Module-Creative



SIZE PERCENTAGES TO CREATE THIS SCHEME:

ATELIER GROOVE S		ATELIER GROOVE L	
3"x24"	33 %	6"x12"	66 %

I 290

MODULE CODE
CR-11 INDIANA BUFF SELECT

I 291

MODULE CODE
CR-11 INDIANA GREY SELECT

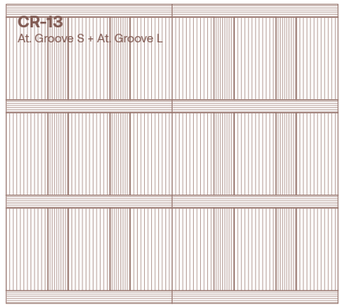

SIZE PERCENTAGES TO CREATE THIS SCHEME:

ATELIER GROOVE S		ATELIER GROOVE L	
2"x24"	22 %	6"x12"	14 %
3"x12	64 %		

I 292

MODULE CODE
CR-13 INDIANA BUFF SELECT

I 293

MODULE CODE
CR-13 INDIANA GREY SELECT

Project

Mono Pattern Horizontal Installation

Module-Creative

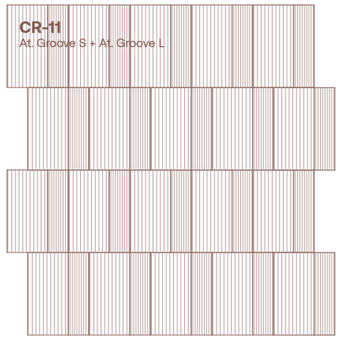

SIZE PERCENTAGES TO CREATE THIS SCHEME:

ATELIER GROOVE S		ATELIER GROOVE L	
3"x24"	33 %	6"x12"	66 %

S 290

MODULE CODE
CR-11 INDIANA BUFF SELECT

S 280

MODULE CODE
CR-11 INDIANA GREY SELECT

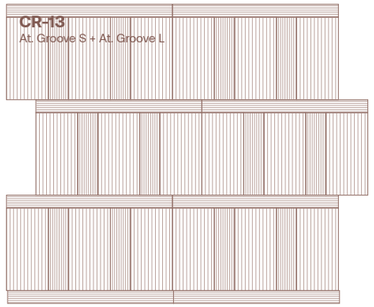

SIZE PERCENTAGES TO CREATE THIS SCHEME:

ATELIER GROOVE S		ATELIER GROOVE L	
2"x24"	22 %	6"x12"	14 %
3"x12	64 %		

S 292

MODULE CODE
CR-13 INDIANA BUFF SELECT

S 293

MODULE CODE
CR-13 INDIANA GREY SELECT

Module-Creative

Mono Pattern
Horizontal Installation

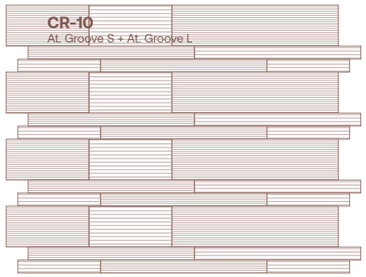

SIZE PERCENTAGES TO CREATE THIS SCHEME:

ATELIER GROOVE S		ATELIER GROOVE L	
2"x24"	25 %	2"x12"	12.5 %
4"x24"	25 %	4"x12"	12.5 %
4"x14"	12.5 %	2"x24"	12.5 %

S 153

MODULE CODE	
CR-10 INDIANA BUFF SELECT	100%

S 230

MODULE CODE	
CR-10 INDIANA BUFF SELECT	100%

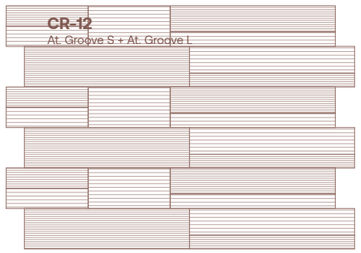

SIZE PERCENTAGES TO CREATE THIS SCHEME:

ATELIER GROOVE S		ATELIER GROOVE L	
3"x12"	6.25 %	3"x12"	6.25 %
4"x24"	16.5 %	6"x12"	12.5 %
2"x24"	8.5 %	4"x24"	16.5 %
6"x24"	25 %	2"x24"	8.5 %

S 151

MODULE CODE
CR-12 INDIANA BUFF SELECT



S 228

MODULE CODE
CR-12 INDIANA BUFF SELECT

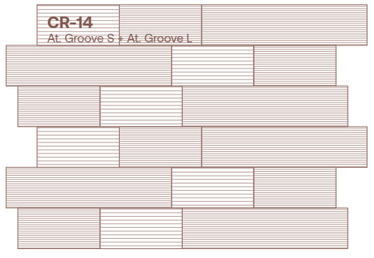

SIZE PERCENTAGES TO CREATE THIS SCHEME:

ATELIER GROOVE S		ATELIER GROOVE L	
6"x12"	25 %	6"x12"	25 %
6"x24"	50 %		

S 279

MODULE CODE
CR-12 INDIANA BUFF SELECT



S 280

MODULE CODE
CR-12 INDIANA GREY SELECT

Project

Module-Creative

OUTDOOR WALL DESIGN
MODULE CODE: **CR-10**
COLOR: **Atelier Groove S Indiana Buff Select**
Atelier Groove L Indiana Buff Select

Mono Pattern Vertical Installation

Module-Creative



SIZE PERCENTAGES TO CREATE THIS SCHEME:

ATELIER GROOVE S		ATELIER GROOVE L	
3"x24"	50 %	3"x24"	50 %

IV 308

MODULE CODE
CR-01 INDIANA BUFF SELECT

IV 309

MODULE CODE
CR-01 INDIANA GREY SELECT



SIZE PERCENTAGES TO CREATE THIS SCHEME:

ATELIER GROOVE S		ATELIER GROOVE L	
6"x24"	50 %	6"x24"	50 %

IV 306

MODULE CODE
CR-02 INDIANA BUFF SELECT

IV 307

MODULE CODE
CR-02 INDIANA GREY SELECT



SIZE PERCENTAGES TO CREATE THIS SCHEME:

ATELIER GROOVE S		ATELIER GROOVE L	
6"x12"	66 %	6"x12"	33 %



IV 304

MODULE CODE
CR-03 INDIANA BUFF SELECT



IV 305

MODULE CODE
CR-03 INDIANA GREY SELECT

Project

Mono Pattern Vertical Installation

Module-Creative

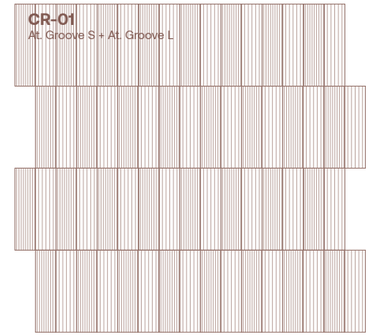

SIZE PERCENTAGES TO CREATE THIS SCHEME:

ATELIER GROOVE S		ATELIER GROOVE L	
3"x24"	50 %	3"x24"	50 %

SV 308

MODULE CODE
CR-01 INDIANA BUFF SELECT

SV 309

MODULE CODE
CR-01 INDIANA GREY SELECT

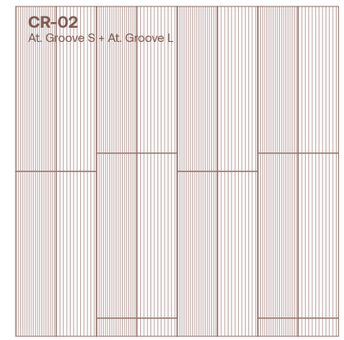

SIZE PERCENTAGES TO CREATE THIS SCHEME:

ATELIER GROOVE S		ATELIER GROOVE L	
6"x24"	50 %	6"x24"	50 %

SV 306

MODULE CODE
CR-02 INDIANA BUFF SELECT

SV 307

MODULE CODE
CR-02 INDIANA GREY SELECT

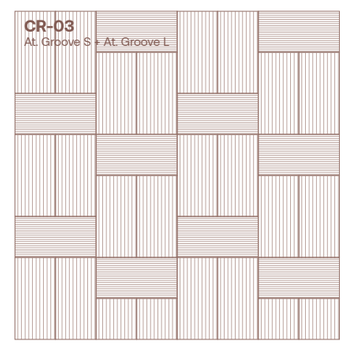

SIZE PERCENTAGES TO CREATE THIS SCHEME:

ATELIER GROOVE S		ATELIER GROOVE L	
6"x12"	66 %	6"x12"	33 %

SV 304

MODULE CODE
CR-03 INDIANA BUFF SELECT

SV 305

MODULE CODE
CR-03 INDIANA GREY SELECT

Mono Pattern Vertical Installation

Module-Creative

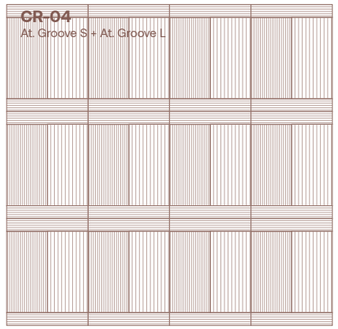

SIZE PERCENTAGES TO CREATE THIS SCHEME:

ATELIER GROOVE S		ATELIER GROOVE L	
2"x12"	40 %	6"x12"	30 %
6"x12"	30 %		

IV 302

MODULE CODE

CR-04 INDIANA BUFF SELECT

IV 303

MODULE CODE

CR-04 INDIANA GREY SELECT



SIZE PERCENTAGES TO CREATE THIS SCHEME:

ATELIER GROOVE S	
2"x24"	25 %
6"x24"	75 %

IV 300

MODULE CODE

CR-05 INDIANA BUFF SELECT

IV 301

MODULE CODE

CR-05 INDIANA GREY SELECT



SIZE PERCENTAGES TO CREATE THIS SCHEME:

ATELIER GROOVE S		ATELIER GROOVE L	
2"x24"	25 %	6"x24"	75 %

IV 294

MODULE CODE

CR-06 INDIANA BUFF SELECT

IV 295

MODULE CODE

CR-06 INDIANA GREY SELECT

Project

Mono Pattern Vertical Installation

Module-Creative

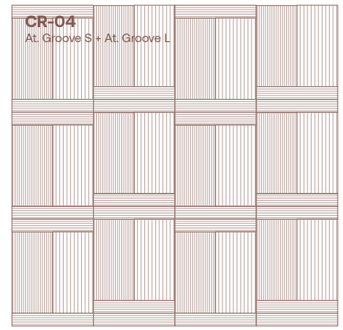

SIZE PERCENTAGES TO CREATE THIS SCHEME:

ATELIER GROOVE S		ATELIER GROOVE L	
2"x12"	40 %	6"x12"	30 %
6"x12"	30 %		

SV 302

MODULE CODE

CR-04 INDIANA BUFF SELECT

SV 303

MODULE CODE

CR-04 INDIANA GREY SELECT



SIZE PERCENTAGES TO CREATE THIS SCHEME:

ATELIER GROOVE S	
2"x24"	25 %
6"x24"	75 %

SV 300

MODULE CODE

CR-05 INDIANA BUFF SELECT

SV 301

MODULE CODE

CR-05 INDIANA GREY SELECT



SIZE PERCENTAGES TO CREATE THIS SCHEME:

ATELIER GROOVE S		ATELIER GROOVE L	
2"x24"	25 %	6"x24"	75 %

SV 294

MODULE CODE

CR-06 INDIANA BUFF SELECT

SV 295

MODULE CODE

CR-06 INDIANA GREY SELECT

Mono Pattern Vertical Installation

Module-Creative

SIZE PERCENTAGES TO CREATE THIS SCHEME:

ATELIER GROOVE S		ATELIER GROOVE L	
4"x24"	57 %	3"x24"	43 %

IV 298

MODULE CODE

CR-07 INDIANA BUFF SELECT

IV 299

MODULE CODE

CR-07 INDIANA GREY SELECT



SIZE PERCENTAGES TO CREATE THIS SCHEME:

ATELIER GROOVE S	
2"x24"	43 %
4"x24"	57 %

IV 294

MODULE CODE

CR-08 INDIANA BUFF SELECT

IV 295

MODULE CODE

CR-08 INDIANA GREY SELECT



SIZE PERCENTAGES TO CREATE THIS SCHEME:

ATELIER GROOVE S		ATELIER GROOVE L	
6"x12"	78 %	3"x12"	22 %

IV 296

MODULE CODE

CR-09 INDIANA BUFF SELECT

IV 297

MODULE CODE

CR-09 INDIANA GREY SELECT

Project

Mono Pattern Vertical Installation

Module-Creative

SIZE PERCENTAGES TO CREATE THIS SCHEME:

ATELIER GROOVE S		ATELIER GROOVE L	
4"x24"	57 %	3"x24"	43 %

SV 298

MODULE CODE

CR-07 INDIANA BUFF SELECT

SV 299

MODULE CODE

CR-07 INDIANA GREY SELECT



SIZE PERCENTAGES TO CREATE THIS SCHEME:

ATELIER GROOVE S	
2"x24"	43 %
4"x24"	57 %

SV 294

MODULE CODE

CR-08 INDIANA BUFF SELECT

SV 295

MODULE CODE

CR-08 INDIANA GREY SELECT

SIZE PERCENTAGES TO CREATE THIS SCHEME:

ATELIER GROOVE S		ATELIER GROOVE L	
6"x12"	78 %	3"x12"	22 %

SV 296

MODULE CODE

CR-09 INDIANA BUFF SELECT

SV 297

MODULE CODE

CR-09 INDIANA GREY SELECT

Mono Pattern
Vertical Installation

Module-Creative

SIZE PERCENTAGES TO CREATE THIS SCHEME:

ATELIER GROOVE S		ATELIER GROOVE L	
3"x24"	33 %	6"x12"	66 %

IV 290

MODULE CODE
CR-11 INDIANA BUFF SELECT

IV 291

MODULE CODE
CR-11 INDIANA GREY SELECT

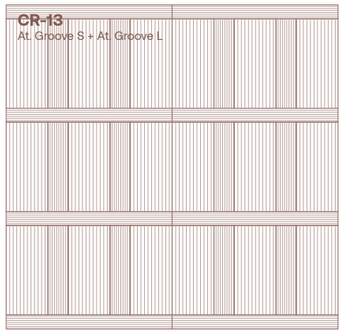

SIZE PERCENTAGES TO CREATE THIS SCHEME:

ATELIER GROOVE S		ATELIER GROOVE L	
2"x24"	22 %	6"x12"	14 %
3"x12	64 %		

IV 292

MODULE CODE
CR-13 INDIANA BUFF SELECT

IV 293

MODULE CODE
CR-13 INDIANA GREY SELECT

Project

Mono Pattern
Vertical Installation

Module-Creative

SIZE PERCENTAGES TO CREATE THIS SCHEME:

ATELIER GROOVE S		ATELIER GROOVE L	
3"x24"	33 %	6"x12"	66 %

SV 290

MODULE CODE
CR-11 INDIANA BUFF SELECT

SV 280

MODULE CODE
CR-11 INDIANA GREY SELECT



SIZE PERCENTAGES TO CREATE THIS SCHEME:

ATELIER GROOVE S		ATELIER GROOVE L	
2"x24"	22 %	6"x12"	14 %
3"x12	64 %		

SV 292

MODULE CODE
CR-13 INDIANA BUFF SELECT

SV 293

MODULE CODE
CR-13 INDIANA GREY SELECT

Module-Creative

Mono Pattern
Vertical Installation

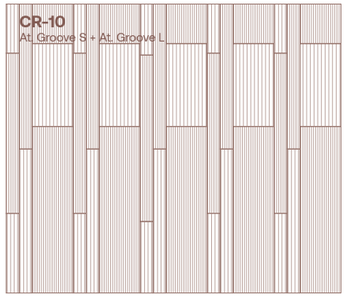

SIZE PERCENTAGES TO CREATE THIS SCHEME:

ATELIER GROOVE S		ATELIER GROOVE L	
2"x24"	25 %	2"x12"	12.5 %
4"x24"	25 %	4"x12"	12.5 %
4"x14"	12.5 %	2"x24"	12.5 %

SV 153

MODULE CODE
CR-10 INDIANA BUFF SELECT

SV 230

MODULE CODE
CR-10 INDIANA BUFF SELECT

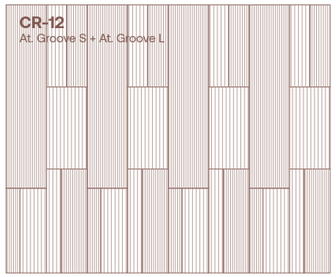

SIZE PERCENTAGES TO CREATE THIS SCHEME:

ATELIER GROOVE S		ATELIER GROOVE L	
3"x12"	6.25 %	3"x12"	6.25 %
4"x24"	16.5 %	6"x12"	12.5 %
2"x24"	8.5 %	4"x24"	16.5 %
6"x24"	25 %	2"x24"	8.5 %

SV 151

MODULE CODE
CR-12 INDIANA BUFF SELECT

SV 228

MODULE CODE
CR-12 INDIANA BUFF SELECT

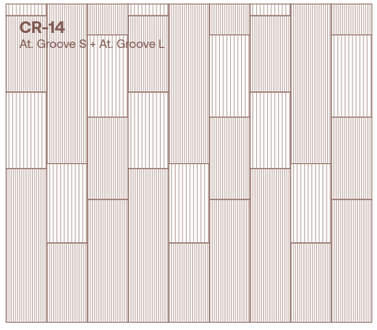

SIZE PERCENTAGES TO CREATE THIS SCHEME:

ATELIER GROOVE S		ATELIER GROOVE L	
6"x12"	25 %	6"x12"	25 %
6"x24"	50 %		

SV 279

MODULE CODE
CR-12 INDIANA BUFF SELECT

SV 280

MODULE CODE
CR-12 INDIANA GREY SELECT

Project

Module-Creative

OUTDOOR WALL DESIGN
MODULE CODE: **CR-10**
COLOR: **Atelier Groove S Indiana Buff Select**
Atelier Groove L Indiana Buff Select

Dual Pattern Horizontal Installation

Module-Creative

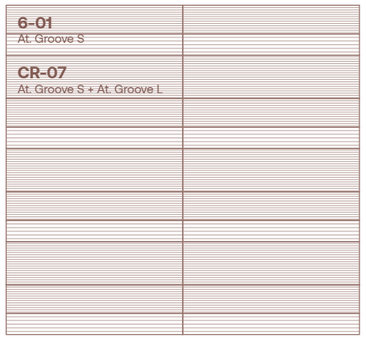

SIZE PERCENTAGES TO CREATE THIS SCHEME:

ATELIER GROOVE S		ATELIER GROOVE L	
6"x24"	46 %	3"x24"	24 %
4"x24"	30 %		



I 34

MODULE CODE
6-01 INDIANA BUFF SELECT
CR-07 INDIANA BUFF SELECT



I 94

MODULE CODE
6-01 INDIANA GREY SELECT
CR-07 INDIANA GREY SELECT



SIZE PERCENTAGES TO CREATE THIS SCHEME:

ATELIER GROOVE S		ATELIER GROOVE L	
6"x24"	42.8 %	6"x24"	42.8 %
2"x24"	14.4 %		

I 35

MODULE CODE
6-01 INDIANA BUFF SELECT
CR-06 INDIANA BUFF SELECT



I 95

MODULE CODE
6-01 INDIANA GREY SELECT
CR-06 INDIANA GREY SELECT

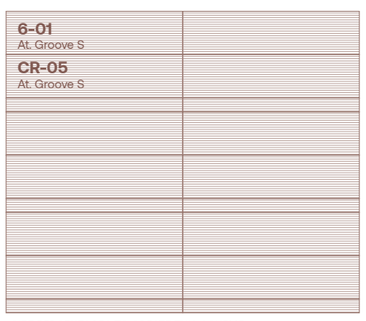

SIZE PERCENTAGES TO CREATE THIS SCHEME:

ATELIER GROOVE S	
6"x24"	42.8 %
4"x24"	42.8 %
2"x24"	14.4 %



I 36

MODULE CODE
6-01 INDIANA BUFF SELECT
CR-05 INDIANA BUFF SELECT



I 96

MODULE CODE
6-01 INDIANA GREY SELECT
CR-05 INDIANA GREY SELECT

Project

Dual Pattern Horizontal Installation

Module-Creative

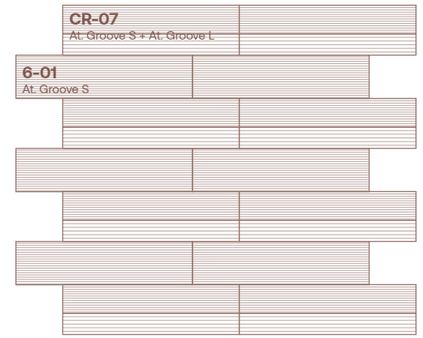

SIZE PERCENTAGES TO CREATE THIS SCHEME:

ATELIER GROOVE S		ATELIER GROOVE L	
6"x24"	46 %	3"x24"	24 %
4"x24"	30 %		



S 167

MODULE CODE
6-01 INDIANA BUFF SELECT
CR-07 INDIANA BUFF SELECT



S 244

MODULE CODE
6-01 INDIANA GREY SELECT
CR-07 INDIANA GREY SELECT

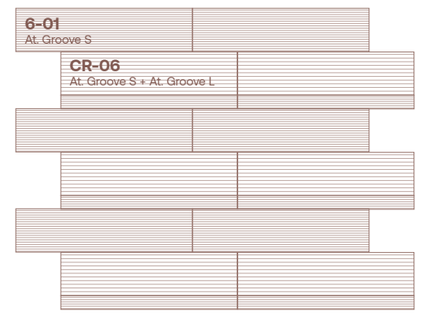

SIZE PERCENTAGES TO CREATE THIS SCHEME:

ATELIER GROOVE S		ATELIER GROOVE L	
6"x24"	42.8 %	6"x24"	42.8 %
2"x24"	14.4 %		

S 168

MODULE CODE
6-01 INDIANA BUFF SELECT
CR-06 INDIANA BUFF SELECT

S 245

MODULE CODE
6-01 INDIANA GREY SELECT
CR-06 INDIANA GREY SELECT

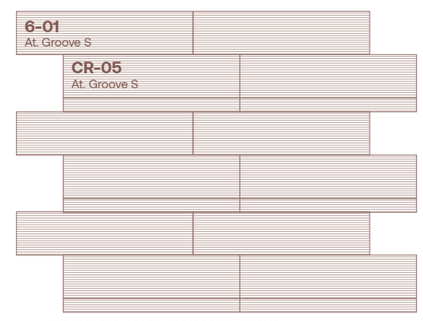

SIZE PERCENTAGES TO CREATE THIS SCHEME:

ATELIER GROOVE S	
6"x24"	42.8 %
4"x24"	42.8 %
2"x24"	14.4 %

S 169

MODULE CODE
6-01 INDIANA BUFF SELECT
CR-05 INDIANA BUFF SELECT



S 246

MODULE CODE
6-01 INDIANA GREY SELECT
CR-05 INDIANA GREY SELECT

Dual Pattern Horizontal Installation

Module-Creative



SIZE PERCENTAGES TO CREATE THIS SCHEME:

ATELIER GROOVE S		ATELIER GROOVE L	
4"x24"	42.8 %	6"x24"	42.8 %
2"x24"	14.4 %		

I 39

MODULE CODE
6-02 INDIANA BUFF SELECT
CR-05 INDIANA BUFF SELECT



I 99

MODULE CODE
6-02 INDIANA GREY SELECT
CR-05 INDIANA GREY SELECT



SIZE PERCENTAGES TO CREATE THIS SCHEME:

ATELIER GROOVE S		ATELIER GROOVE L	
2"x24"	14.4 %	6"x24"	85.6 %



I 40

MODULE CODE
6-02 INDIANA BUFF SELECT
CR-06 INDIANA BUFF SELECT



I 100

MODULE CODE
6-02 INDIANA GREY SELECT
CR-06 INDIANA GREY SELECT



SIZE PERCENTAGES TO CREATE THIS SCHEME:

ATELIER GROOVE S		ATELIER GROOVE L	
3"x24"	24 %	6"x24"	46 %
4"x24"	30 %		

I 41

MODULE CODE
6-02 INDIANA BUFF SELECT
CR-07 INDIANA BUFF SELECT

I 101

MODULE CODE
6-02 INDIANA GREY SELECT
CR-07 INDIANA GREY SELECT

Project

Dual Pattern Horizontal Installation

Module-Creative



SIZE PERCENTAGES TO CREATE THIS SCHEME:

ATELIER GROOVE S		ATELIER GROOVE L	
4"x24"	42.8 %	6"x24"	42.8 %
2"x24"	14.4 %		

S 172

MODULE CODE
6-02 INDIANA BUFF SELECT
CR-05 INDIANA BUFF SELECT

S 249

MODULE CODE
6-02 INDIANA GREY SELECT
CR-05 INDIANA GREY SELECT

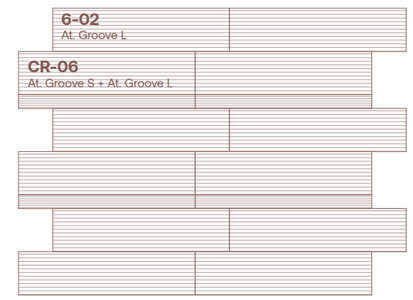

SIZE PERCENTAGES TO CREATE THIS SCHEME:

ATELIER GROOVE S		ATELIER GROOVE L	
2"x24"	14.4 %	6"x24"	85.6 %

S 173

MODULE CODE
6-02 INDIANA BUFF SELECT
CR-06 INDIANA BUFF SELECT



S 250

MODULE CODE
6-02 INDIANA GREY SELECT
CR-06 INDIANA GREY SELECT

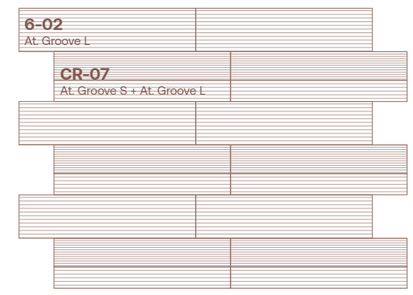

SIZE PERCENTAGES TO CREATE THIS SCHEME:

ATELIER GROOVE S		ATELIER GROOVE L	
3"x24"	24 %	6"x24"	46 %
4"x24"	30 %		

S 174

MODULE CODE
6-02 INDIANA BUFF SELECT
CR-07 INDIANA BUFF SELECT



S 251

MODULE CODE
6-02 INDIANA GREY SELECT
CR-07 INDIANA GREY SELECT

Dual Pattern Horizontal Installation

Module-Creative



SIZE PERCENTAGES TO CREATE THIS SCHEME:

ATELIER GROOVE S		ATELIER GROOVE L	
3"x24"	23 %	3"x24"	46 %
4"x24"	31 %		



I 44

MODULE CODE
6-04 INDIANA BUFF SELECT
CR-07 INDIANA BUFF SELECT



I 104

MODULE CODE
6-04 INDIANA GREY SELECT
CR-07 INDIANA GREY SELECT



SIZE PERCENTAGES TO CREATE THIS SCHEME:

ATELIER GROOVE S		ATELIER GROOVE L	
2"x24"	42.8 %	6"x24"	14.8 %
3"x24"	21.4 %	3"x24"	21.4 %

I 45

MODULE CODE
6-04 INDIANA BUFF SELECT
CR-06 INDIANA BUFF SELECT



I 105

MODULE CODE
6-04 INDIANA GREY SELECT
CR-06 INDIANA GREY SELECT



SIZE PERCENTAGES TO CREATE THIS SCHEME:

ATELIER GROOVE S		ATELIER GROOVE L	
4"x24"	42.8 %	2"x24"	14.8 %
3"x24"	21.4 %	3"x24"	21.4 %

I 46

MODULE CODE
6-04 INDIANA BUFF SELECT
CR-05 INDIANA BUFF SELECT



I 106

MODULE CODE
6-04 INDIANA GREY SELECT
CR-05 INDIANA GREY SELECT

Project

Dual Pattern Horizontal Installation

Module-Creative



SIZE PERCENTAGES TO CREATE THIS SCHEME:

ATELIER GROOVE S		ATELIER GROOVE L	
3"x24"	23 %	3"x24"	46 %
4"x24"	31 %		

S 177

MODULE CODE
6-04 INDIANA BUFF SELECT
CR-07 INDIANA BUFF SELECT



S 254

MODULE CODE
6-04 INDIANA GREY SELECT
CR-07 INDIANA GREY SELECT



SIZE PERCENTAGES TO CREATE THIS SCHEME:

ATELIER GROOVE S		ATELIER GROOVE L	
2"x24"	42.8 %	6"x24"	14.8 %
3"x24"	21.4 %	3"x24"	21.4 %

S 178

MODULE CODE
6-04 INDIANA BUFF SELECT
CR-06 INDIANA BUFF SELECT



S 255

MODULE CODE
6-04 INDIANA GREY SELECT
CR-06 INDIANA GREY SELECT

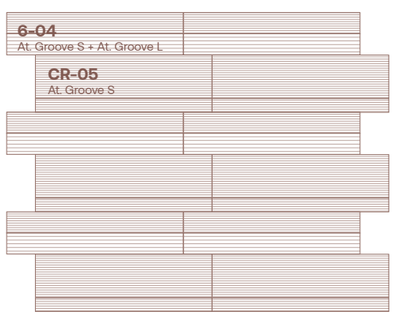

SIZE PERCENTAGES TO CREATE THIS SCHEME:

ATELIER GROOVE S		ATELIER GROOVE L	
4"x24"	42.8 %	2"x24"	14.8 %
3"x24"	21.4 %	3"x24"	21.4 %

S 179

MODULE CODE
6-04 INDIANA BUFF SELECT
CR-05 INDIANA BUFF SELECT

S 256

MODULE CODE
6-04 INDIANA GREY SELECT
CR-05 INDIANA GREY SELECT

Dual Pattern Horizontal Installation

Module-Creative



SIZE PERCENTAGES TO CREATE THIS SCHEME:

ATELIER GROOVE S		ATELIER GROOVE L	
3"x12"	11 %	6"x12"	21 %
2"x12"	29 %	3"x12"	11 %
4"x24"	29 %		

I 48

MODULE CODE
6-05 INDIANA BUFF SELECT
CR-08 INDIANA BUFF SELECT

I 108

MODULE CODE
6-05 INDIANA GREY SELECT
CR-08 INDIANA GREY SELECT



SIZE PERCENTAGES TO CREATE THIS SCHEME:

ATELIER GROOVE S		ATELIER GROOVE L	
3"x12"	8.25 %	6"x12"	16.5 %
6"x24"	33.5 %	3"x12"	8.25 %
		6"x24"	33.5 %

I 49

MODULE CODE
6-05 INDIANA BUFF SELECT
CR-02 INDIANA BUFF SELECT

I 109

MODULE CODE
6-05 INDIANA GREY SELECT
CR-02 INDIANA GREY SELECT



SIZE PERCENTAGES TO CREATE THIS SCHEME:

ATELIER GROOVE S		ATELIER GROOVE L	
3"x12"	11.5 %	6"x12"	23 %
4"x24"	30.5 %	3"x12"	11.5 %
		3"x24"	23.5 %

I 51

MODULE CODE
6-05 INDIANA BUFF SELECT
CR-07 INDIANA BUFF SELECT

I 111

MODULE CODE
6-05 INDIANA GREY SELECT
CR-07 INDIANA GREY SELECT

Project

Dual Pattern Horizontal Installation

Module-Creative

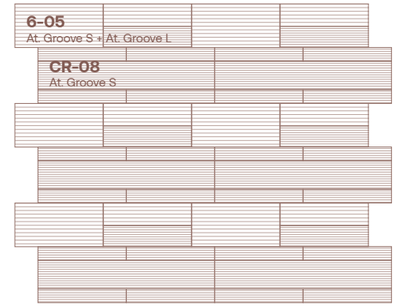

SIZE PERCENTAGES TO CREATE THIS SCHEME:

ATELIER GROOVE S		ATELIER GROOVE L	
3"x12"	11 %	6"x12"	21 %
2"x12"	29 %	3"x12"	11 %
4"x24"	29 %		

S 184

MODULE CODE
6-05 INDIANA BUFF SELECT
CR-08 INDIANA BUFF SELECT

S 261

MODULE CODE
6-05 INDIANA GREY SELECT
CR-08 INDIANA GREY SELECT



SIZE PERCENTAGES TO CREATE THIS SCHEME:

ATELIER GROOVE S		ATELIER GROOVE L	
3"x12"	8.25 %	6"x12"	16.5 %
6"x24"	33.5 %	3"x12"	8.25 %
		6"x24"	33.5 %

S 185

MODULE CODE
6-05 INDIANA BUFF SELECT
CR-02 INDIANA BUFF SELECT

S 262

MODULE CODE
6-05 INDIANA GREY SELECT
CR-02 INDIANA GREY SELECT



SIZE PERCENTAGES TO CREATE THIS SCHEME:

ATELIER GROOVE S		ATELIER GROOVE L	
3"x12"	11.5 %	6"x12"	23 %
4"x24"	30.5 %	3"x12"	11.5 %
		3"x24"	23.5 %



S 187

MODULE CODE
6-05 INDIANA BUFF SELECT
CR-07 INDIANA BUFF SELECT

S 264

MODULE CODE
6-05 INDIANA GREY SELECT
CR-07 INDIANA GREY SELECT

Dual Pattern Horizontal Installation

Module-Creative

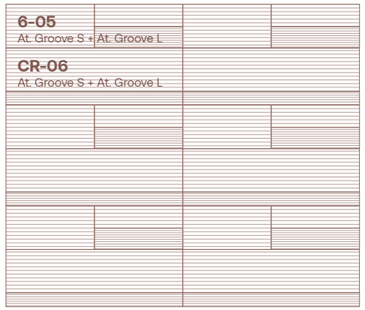

SIZE PERCENTAGES TO CREATE THIS SCHEME:

ATELIER GROOVE S		ATELIER GROOVE L	
3"x12"	10.5 %	6"x24"	42.5 %
2"x24"	15 %	3"x12"	10.5 %
		6"x12"	21.5 %

I 52

MODULE CODE
6-05 INDIANA BUFF SELECT
CR-06 INDIANA BUFF SELECT

I 112

MODULE CODE
6-05 INDIANA GREY SELECT
CR-06 INDIANA GREY SELECT



SIZE PERCENTAGES TO CREATE THIS SCHEME:

ATELIER GROOVE S		ATELIER GROOVE L	
6"x24"	33 %	6"x24"	33 %
2"x24"	12 %	4"x24"	22 %

I 53

MODULE CODE
CR-02 INDIANA BUFF SELECT
6-07 INDIANA BUFF SELECT

I 113

MODULE CODE
CR-02 INDIANA GREY SELECT
6-07 INDIANA GREY SELECT



SIZE PERCENTAGES TO CREATE THIS SCHEME:

ATELIER GROOVE S		ATELIER GROOVE L	
6"x24"	31.5 %	6"x24"	31.5 %
4"x24"	21 %	3"x24"	16 %

I 54

MODULE CODE
CR-02 INDIANA BUFF SELECT
CR-07 INDIANA BUFF SELECT

I 114

MODULE CODE
CR-02 INDIANA GREY SELECT
CR-07 INDIANA GREY SELECT

Project

Dual Pattern Horizontal Installation

Module-Creative

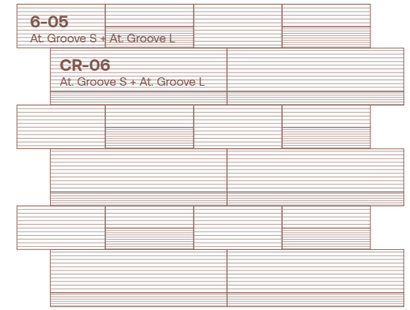

SIZE PERCENTAGES TO CREATE THIS SCHEME:

ATELIER GROOVE S		ATELIER GROOVE L	
3"x12"	10.5 %	6"x24"	42.5 %
2"x24"	15 %	3"x12"	10.5 %
		6"x12"	21.5 %

S 188

MODULE CODE
6-05 INDIANA BUFF SELECT
CR-06 INDIANA BUFF SELECT



S 265

MODULE CODE
6-05 INDIANA GREY SELECT
CR-06 INDIANA GREY SELECT



SIZE PERCENTAGES TO CREATE THIS SCHEME:

ATELIER GROOVE S		ATELIER GROOVE L	
6"x24"	33 %	6"x24"	33 %
2"x24"	12 %	4"x24"	22 %

S 190

MODULE CODE
CR-02 INDIANA BUFF SELECT
6-07 INDIANA BUFF SELECT



S 267

MODULE CODE
CR-02 INDIANA GREY SELECT
6-07 INDIANA GREY SELECT



SIZE PERCENTAGES TO CREATE THIS SCHEME:

ATELIER GROOVE S		ATELIER GROOVE L	
6"x24"	31.5 %	6"x24"	31.5 %
4"x24"	21 %	3"x24"	16 %

S 191

MODULE CODE
CR-02 INDIANA BUFF SELECT
CR-07 INDIANA BUFF SELECT



S 268

MODULE CODE
CR-02 INDIANA GREY SELECT
CR-07 INDIANA GREY SELECT

Dual Pattern Horizontal Installation

Module-Creative

SIZE PERCENTAGES TO CREATE THIS SCHEME:

ATELIER GROOVE S		ATELIER GROOVE L	
6"x24"	30 %	6"x24"	60 %
2"x24"	10 %		

I 55

MODULE CODE
CR-02 INDIANA BUFF SELECT
CR-06 INDIANA BUFF SELECT



I 115

MODULE CODE
CR-02 INDIANA GREY SELECT
CR-06 INDIANA GREY SELECT



SIZE PERCENTAGES TO CREATE THIS SCHEME:

ATELIER GROOVE S		ATELIER GROOVE L	
6"x24"	30 %	6"x24"	30 %
4"x24"	30 %		
2"x24"	10 %		

I 56

MODULE CODE
CR-02 INDIANA BUFF SELECT
CR-05 INDIANA BUFF SELECT



I 116

MODULE CODE
CR-02 INDIANA GREY SELECT
CR-05 INDIANA GREY SELECT



SIZE PERCENTAGES TO CREATE THIS SCHEME:

ATELIER GROOVE S		ATELIER GROOVE L	
4"x24"	40 %	4"x24"	26.5 %
2"x24"	13 %	3"x24"	20.5 %

I 57

MODULE CODE
6-07 INDIANA BUFF SELECT
CR-07 INDIANA BUFF SELECT

I 117

MODULE CODE
6-07 INDIANA GREY SELECT
CR-07 INDIANA GREY SELECT

Project

Dual Pattern Horizontal Installation

Module-Creative



SIZE PERCENTAGES TO CREATE THIS SCHEME:

ATELIER GROOVE S		ATELIER GROOVE L	
6"x24"	30 %	6"x24"	60 %
2"x24"	10 %		

S 192

MODULE CODE
CR-02 INDIANA BUFF SELECT
CR-06 INDIANA BUFF SELECT



S 269

MODULE CODE
CR-02 INDIANA GREY SELECT
CR-06 INDIANA GREY SELECT

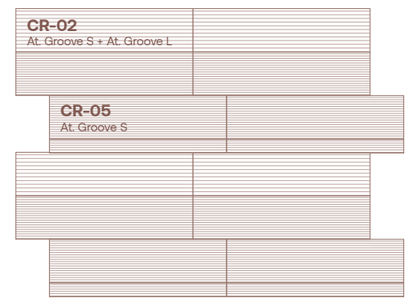

SIZE PERCENTAGES TO CREATE THIS SCHEME:

ATELIER GROOVE S		ATELIER GROOVE L	
6"x24"	30 %	6"x24"	30 %
4"x24"	30 %		
2"x24"	10 %		

S 193

MODULE CODE
CR-02 INDIANA BUFF SELECT
CR-05 INDIANA BUFF SELECT

S 270

MODULE CODE
CR-02 INDIANA GREY SELECT
CR-05 INDIANA GREY SELECT



SIZE PERCENTAGES TO CREATE THIS SCHEME:

ATELIER GROOVE S		ATELIER GROOVE L	
4"x24"	40 %	4"x24"	26.5 %
2"x24"	13 %	3"x24"	20.5 %

S 194

MODULE CODE
6-07 INDIANA BUFF SELECT
CR-07 INDIANA BUFF SELECT



S 271

MODULE CODE
6-07 INDIANA GREY SELECT
CR-07 INDIANA GREY SELECT

Dual Pattern Horizontal Installation

Module-Creative



SIZE PERCENTAGES TO CREATE THIS SCHEME:

ATELIER GROOVE S		ATELIER GROOVE L	
2"x24"	13 %	6"x24"	40 %
4"x24"	26.5 %	3"x24"	20.5 %



I 58

MODULE CODE
6-07 INDIANA BUFF SELECT
CR-05 INDIANA BUFF SELECT



I 118

MODULE CODE
6-07 INDIANA GREY SELECT
CR-05 INDIANA GREY SELECT



SIZE PERCENTAGES TO CREATE THIS SCHEME:

ATELIER GROOVE S		ATELIER GROOVE L	
2"x24"	13 %	6"x24"	40 %
4"x24"	26.5 %	3"x24"	20.5 %



I 59

MODULE CODE
CR-06 INDIANA BUFF SELECT
CR-07 INDIANA BUFF SELECT



I 119

MODULE CODE
CR-06 INDIANA GREY SELECT
CR-07 INDIANA GREY SELECT



SIZE PERCENTAGES TO CREATE THIS SCHEME:

ATELIER GROOVE S		ATELIER GROOVE L	
4"x24"	37.5 %	4"x24"	37.5 %
2"x24"	25 %		

60

MODULE CODE
CR-06 INDIANA BUFF SELECT
CR-05 INDIANA BUFF SELECT

I 120

MODULE CODE
CR-06 INDIANA GREY SELECT
CR-05 INDIANA GREY SELECT

Project

Dual Pattern Horizontal Installation

Module-Creative



SIZE PERCENTAGES TO CREATE THIS SCHEME:

ATELIER GROOVE S		ATELIER GROOVE L	
2"x24"	13 %	6"x24"	40 %
4"x24"	26.5 %	3"x24"	20.5 %

S 195

MODULE CODE
6-07 INDIANA BUFF SELECT
CR-05 INDIANA BUFF SELECT



S 276

MODULE CODE
6-07 INDIANA GREY SELECT
CR-05 INDIANA GREY SELECT

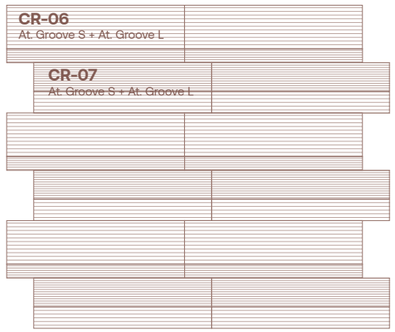

SIZE PERCENTAGES TO CREATE THIS SCHEME:

ATELIER GROOVE S		ATELIER GROOVE L	
2"x24"	13 %	6"x24"	40 %
4"x24"	26.5 %	3"x24"	20.5 %

S 196

MODULE CODE
CR-06 INDIANA BUFF SELECT
CR-07 INDIANA BUFF SELECT



S 277

MODULE CODE
CR-06 INDIANA GREY SELECT
CR-07 INDIANA GREY SELECT

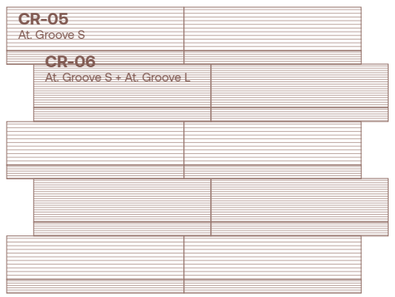

SIZE PERCENTAGES TO CREATE THIS SCHEME:

ATELIER GROOVE S		ATELIER GROOVE L	
4"x24"	37.5 %	4"x24"	37.5 %
2"x24"	25 %		

S 197

MODULE CODE
CR-06 INDIANA BUFF SELECT
CR-05 INDIANA BUFF SELECT



S 278

MODULE CODE
CR-06 INDIANA GREY SELECT
CR-05 INDIANA GREY SELECT

Dual Pattern Horizontal Installation

Module-Creative

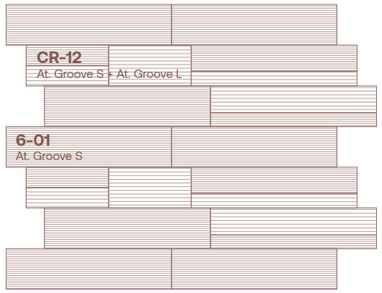

SIZE PERCENTAGES TO CREATE THIS SCHEME:

ATELIER GROOVE S		ATELIER GROOVE L	
6"x24"	39.5 %	6"x12"	10.5 %
3"x12"	5.5 %	3"x24"	5.5 %
4"x24"	13 %	4"x24"	13 %
2"x24"	6.5 %	2"x24"	6.5 %

S 155

MODULE CODE
6-01 INDIANA BUFF SELECT
CR-12 INDIANA BUFF SELECT

S 232

MODULE CODE
6-01 INDIANA GREY SELECT
CR-12 INDIANA GREY SELECT

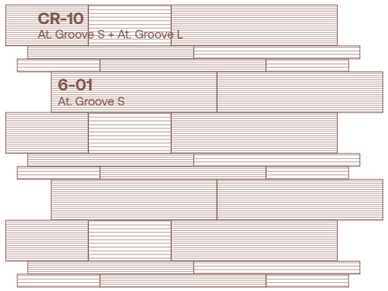

SIZE PERCENTAGES TO CREATE THIS SCHEME:

ATELIER GROOVE S		ATELIER GROOVE L	
6"x24"	46 %	2"x12"	10 %
2"x24"	5 %	2"x24"	5 %
4"x12"	5 %	4"x12"	5 %
4"x24"	19.5 %		

S 157

MODULE CODE
6-01 INDIANA BUFF SELECT
CR-10 INDIANA BUFF SELECT



S 234

MODULE CODE
6-01 INDIANA GREY SELECT
CR-10 INDIANA GREY SELECT

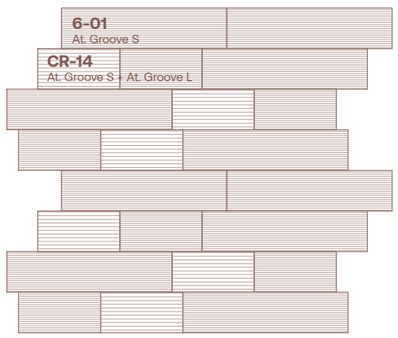

SIZE PERCENTAGES TO CREATE THIS SCHEME:

ATELIER GROOVE S		ATELIER GROOVE L	
6"x24"	62.5 %	6"x12"	18.75 %
6"x12"	18.75 %		

S 156

MODULE CODE
6-01 INDIANA BUFF SELECT
CR-14 INDIANA BUFF SELECT



S 233

MODULE CODE
6-01 INDIANA GREY SELECT
CR-14 INDIANA GREY SELECT

Project

Dual Pattern Horizontal Installation

Module-Creative

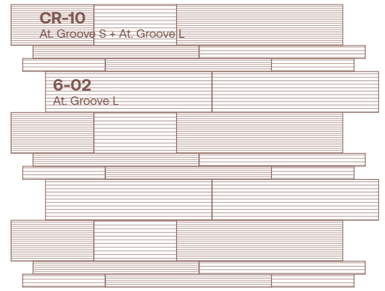

SIZE PERCENTAGES TO CREATE THIS SCHEME:

ATELIER GROOVE S		ATELIER GROOVE L	
6"x24"	43 %	4"x12"	7 %
4"x12"	7 %	4"x24"	15 %
2"x24"	14%	2"x24"	7 %
		2"x12"	7 %

S 160

MODULE CODE
6-02 INDIANA BUFF SELECT
CR-10 INDIANA BUFF SELECT

S 237

MODULE CODE
6-02 INDIANA GREY SELECT
CR-10 INDIANA GREY SELECT

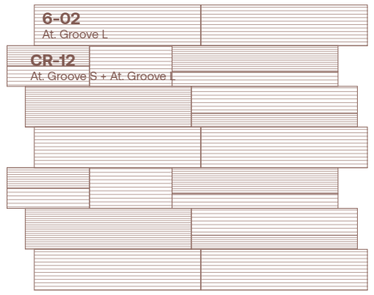

SIZE PERCENTAGES TO CREATE THIS SCHEME:

ATELIER GROOVE S		ATELIER GROOVE L	
3"x12"	5.5 %	6"x24"	13.5 %
4"x24"	13 %	3"x12"	5.5 %
2"x24"	6.5 %	6"x12"	10.5 %
6"x24"	26 %	4"x24"	13 %
		2"x24"	6.5 %

S 158

MODULE CODE
6-02 INDIANA BUFF SELECT
CR-12 INDIANA BUFF SELECT



S 235

MODULE CODE
6-02 INDIANA GREY SELECT
CR-12 INDIANA GREY SELECT

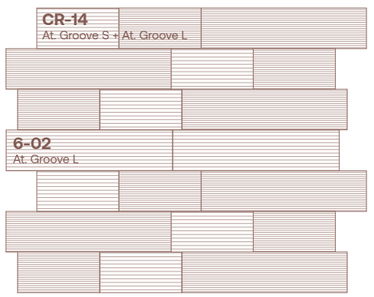

SIZE PERCENTAGES TO CREATE THIS SCHEME:

ATELIER GROOVE S		ATELIER GROOVE L	
6"x24"	37.5 %	6"x24"	25 %
6"x12"	18.75 %	6"x12"	18.75 %

S 159

MODULE CODE
6-02 INDIANA BUFF SELECT
CR-14 INDIANA BUFF SELECT

S 236

MODULE CODE
6-02 INDIANA GREY SELECT
CR-14 INDIANA GREY SELECT

Dual Pattern
Horizontal Installation

Module-Creative

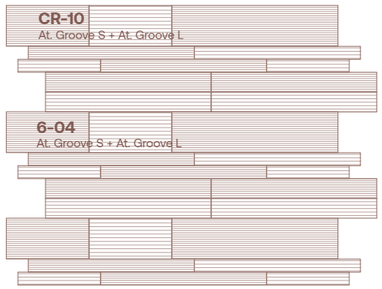

SIZE PERCENTAGES TO CREATE THIS SCHEME:

ATELIER GROOVE S		ATELIER GROOVE L	
3"x24"	14 %	3"x24"	14 %
4"x24"	18 %	4"x12"	9 %
2"x24"	18 %	2"x24"	9 %
4"x12"	9 %	2"x12"	9 %

S 163

MODULE CODE
6-04 INDIANA BUFF SELECT
CR-10 INDIANA BUFF SELECT



S 240

MODULE CODE
6-04 INDIANA GREY SELECT
CR-10 INDIANA GREY SELECT

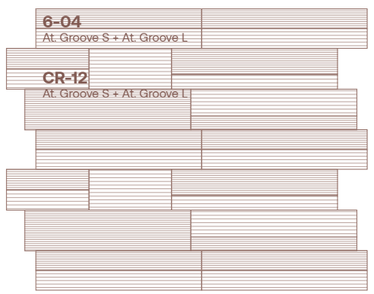

SIZE PERCENTAGES TO CREATE THIS SCHEME:

ATELIER GROOVE S		ATELIER GROOVE L	
3"x24"	10.5 %	3"x24"	10.5 %
3"x12"	5 %	3"x12"	5 %
4"x24"	13 %	6"x12"	10 %
2"x24"	6.5 %	4"x24"	13 %
6"x24"	20 %	2"x24"	6.5 %

S 161

MODULE CODE
6-04 INDIANA BUFF SELECT
CR-12 INDIANA BUFF SELECT

S 238

MODULE CODE
6-04 INDIANA GREY SELECT
CR-12 INDIANA GREY SELECT

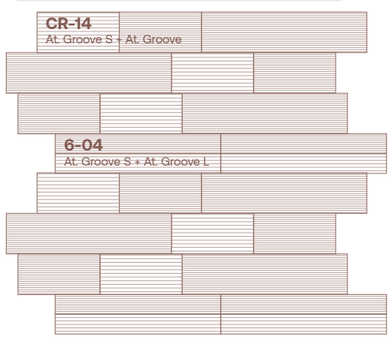

SIZE PERCENTAGES TO CREATE THIS SCHEME:

ATELIER GROOVE S		ATELIER GROOVE L	
3"x24"	29 %	3"x24"	29 %
6"x24"	43 %		

S 162

MODULE CODE
6-04 INDIANA BUFF SELECT
CR-14 INDIANA BUFF SELECT

S 239

MODULE CODE
6-04 INDIANA GREY SELECT
CR-14 INDIANA GREY SELECT

Dual Pattern
Horizontal Installation

Module-Creative

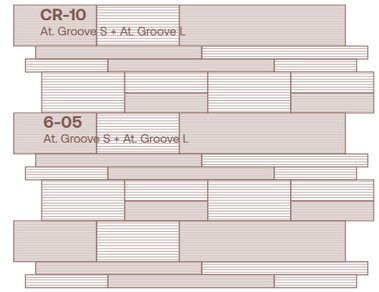

SIZE PERCENTAGES TO CREATE THIS SCHEME:

ATELIER GROOVE S		ATELIER GROOVE L	
3"x12"	12 %	3"x12"	12 %
2"x24"	16 %	6"x12"	12 %
4"x12"	8 %	2"x12"	8 %
4"x24"	16 %	2"x24"	8 %
		4"x12"	8 %

S 189

MODULE CODE
6-05 INDIANA BUFF SELECT
CR-10 INDIANA BUFF SELECT



S 266

MODULE CODE
6-05 INDIANA GREY SELECT
CR-10 INDIANA GREY SELECT

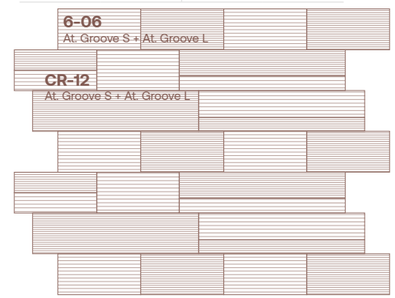

SIZE PERCENTAGES TO CREATE THIS SCHEME:

ATELIER GROOVE S		ATELIER GROOVE L	
6"x12"	10 %	6"x24"	20 %
3"x12"	5 %	3"x12"	5 %
4"x24"	13 %	4"x12"	13 %
2"x24"	7 %	2"x24"	7 %
6"x24"	20 %		

S 181

MODULE CODE
6-06 INDIANA BUFF SELECT
CR-12 INDIANA BUFF SELECT

S 258

MODULE CODE
6-06 INDIANA GREY SELECT
CR-12 INDIANA GREY SELECT

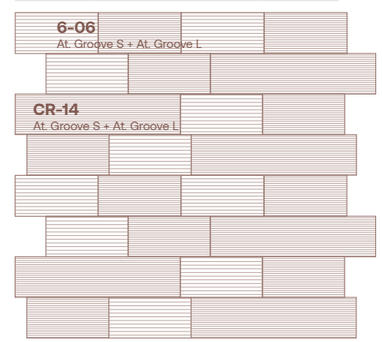

SIZE PERCENTAGES TO CREATE THIS SCHEME:

ATELIER GROOVE S		ATELIER GROOVE L	
6"x12"	40 %	6"x12"	40 %
6"x24"	20 %		

S 182

MODULE CODE
6-06 INDIANA BUFF SELECT
CR-14 INDIANA BUFF SELECT

S 259

MODULE CODE
6-06 INDIANA GREY SELECT
CR-14 INDIANA GREY SELECT

Module-Creative

Dual Pattern
Horizontal Installation

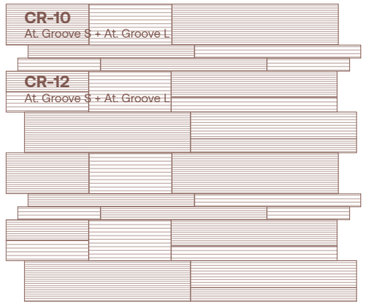

SIZE PERCENTAGES TO CREATE THIS SCHEME:

ATELIER GROOVE S		ATELIER GROOVE L	
4"x24"	10 %	4"x24"	20 %
2"x24"	15 %	2"x12"	5 %
4"x12"	5 %	2"x24"	10 %
3"x12"	4 %	4"x12"	5 %
6"x24"	15%	3"x12"	4%
		6"x12"	8%

S 154

MODULE CODE
CR-12 INDIANA BUFF SELECT
CR-10 INDIANA BUFF SELECT



S 231

MODULE CODE
CR-12 INDIANA GREY SELECT
CR-10 INDIANA GREY SELECT

OUTDOOR WALL DESIGN
MODULE CODE: **CR-12**
COLOR: **Atelier Groove S Indiana Buff Select**
Atelier Groove L Indiana Buff Select

Module-Creative

Dual Pattern Vertical Installation

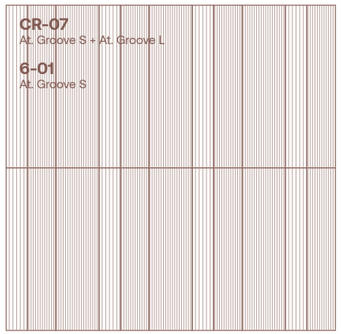

SIZE PERCENTAGES TO CREATE THIS SCHEME:

ATELIER GROOVE S		ATELIER GROOVE L	
6"x24"	46 %	3"x24"	24 %
4"x24"	30 %		

IV 34

MODULE CODE
6-01 INDIANA BUFF SELECT
CR-07 INDIANA BUFF SELECT

IV 94

MODULE CODE
6-01 INDIANA GREY SELECT
CR-07 INDIANA GREY SELECT

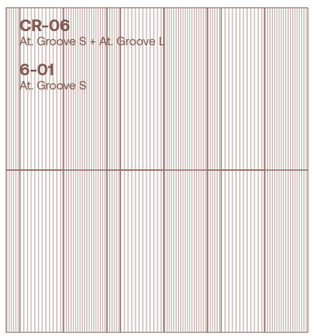

SIZE PERCENTAGES TO CREATE THIS SCHEME:

ATELIER GROOVE S		ATELIER GROOVE L	
6"x24"	42.8 %	6"x24"	42.8 %
2"x24"	14.4 %		

IV 35

MODULE CODE
6-01 INDIANA BUFF SELECT
CR-06 INDIANA BUFF SELECT

IV 95

MODULE CODE
6-01 INDIANA GREY SELECT
CR-06 INDIANA GREY SELECT

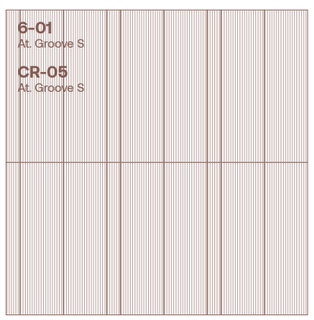

SIZE PERCENTAGES TO CREATE THIS SCHEME:

ATELIER GROOVE S	
6"x24"	42.8 %
4"x24"	42.8 %
2"x24"	14.4 %

IV 36

MODULE CODE
6-01 INDIANA BUFF SELECT
CR-05 INDIANA BUFF SELECT

IV 96

MODULE CODE
6-01 INDIANA GREY SELECT
CR-05 INDIANA GREY SELECT

Project

Module-Creative

Dual Pattern Vertical Installation

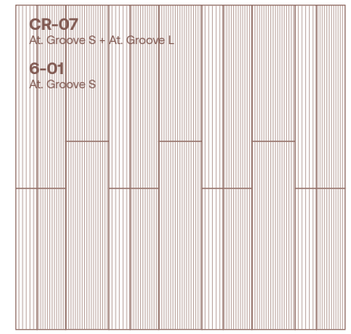

SIZE PERCENTAGES TO CREATE THIS SCHEME:

ATELIER GROOVE S		ATELIER GROOVE L	
6"x24"	46 %	3"x24"	24 %
4"x24"	30 %		

SV 167

MODULE CODE
6-01 INDIANA BUFF SELECT
CR-07 INDIANA BUFF SELECT

SV 244

MODULE CODE
6-01 INDIANA GREY SELECT
CR-07 INDIANA GREY SELECT

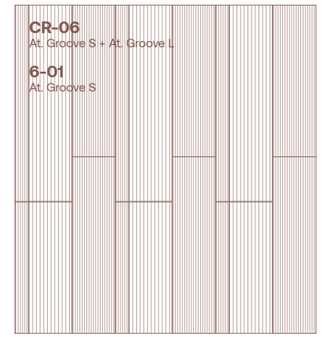

SIZE PERCENTAGES TO CREATE THIS SCHEME:

ATELIER GROOVE S		ATELIER GROOVE L	
6"x24"	42.8 %	6"x24"	42.8 %
2"x24"	14.4 %		

SV 168

MODULE CODE
6-01 INDIANA BUFF SELECT
CR-06 INDIANA BUFF SELECT

SV 245

MODULE CODE
6-01 INDIANA GREY SELECT
CR-06 INDIANA GREY SELECT

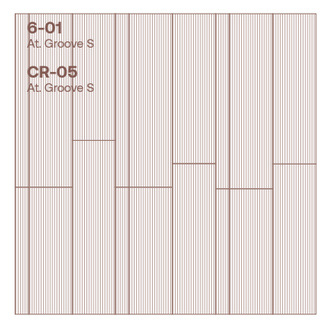

SIZE PERCENTAGES TO CREATE THIS SCHEME:

ATELIER GROOVE S	
6"x24"	42.8 %
4"x24"	42.8 %
2"x24"	14.4 %

SV 169

MODULE CODE
6-01 INDIANA BUFF SELECT
CR-05 INDIANA BUFF SELECT

SV 246

MODULE CODE
6-01 INDIANA GREY SELECT
CR-05 INDIANA GREY SELECT

Dual Pattern
Vertical Installation

Module-Creative

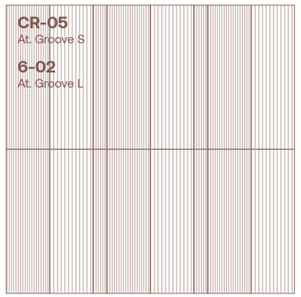

SIZE PERCENTAGES TO CREATE THIS SCHEME:

ATELIER GROOVE S		ATELIER GROOVE L	
4"x24"	42.8 %	6"x24"	42.8 %
2"x24"	14.4 %		

IV 39

MODULE CODE
6-02 INDIANA BUFF SELECT
CR-05 INDIANA BUFF SELECT

IV 99

MODULE CODE
6-02 INDIANA GREY SELECT
CR-05 INDIANA GREY SELECT

SIZE PERCENTAGES TO CREATE THIS SCHEME:

ATELIER GROOVE S		ATELIER GROOVE L	
2"x24"	14.4 %	6"x24"	85.6 %

IV 40

MODULE CODE
6-02 INDIANA BUFF SELECT
CR-06 INDIANA BUFF SELECT

IV 100

MODULE CODE
6-02 INDIANA GREY SELECT
CR-06 INDIANA GREY SELECT



SIZE PERCENTAGES TO CREATE THIS SCHEME:

ATELIER GROOVE S		ATELIER GROOVE L	
3"x24"	24 %	6"x24"	46 %
4"x24"	30 %		

IV41

MODULE CODE
6-02 INDIANA BUFF SELECT
CR-07 INDIANA BUFF SELECT

IV 101

MODULE CODE
6-02 INDIANA GREY SELECT
CR-07 INDIANA GREY SELECT

Project

Dual Pattern
Vertical Installation

Module-Creative

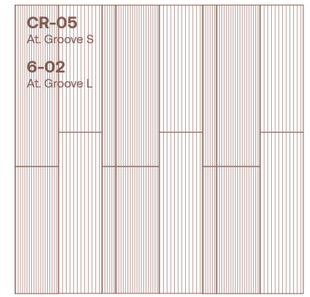

SIZE PERCENTAGES TO CREATE THIS SCHEME:

ATELIER GROOVE S		ATELIER GROOVE L	
4"x24"	42.8 %	6"x24"	42.8 %
2"x24"	14.4 %		

SV 172

MODULE CODE
6-02 INDIANA BUFF SELECT
CR-05 INDIANA BUFF SELECT

SV 249

MODULE CODE
6-02 INDIANA GREY SELECT
CR-05 INDIANA GREY SELECT

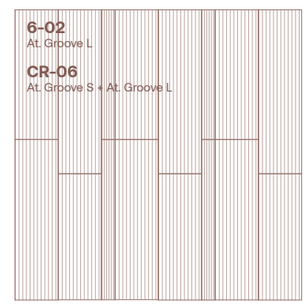

SIZE PERCENTAGES TO CREATE THIS SCHEME:

ATELIER GROOVE S		ATELIER GROOVE L	
2"x24"	14.4 %	6"x24"	85.6 %

SV 173

MODULE CODE
6-02 INDIANA BUFF SELECT
CR-06 INDIANA BUFF SELECT

SV 250

MODULE CODE
6-02 INDIANA GREY SELECT
CR-06 INDIANA GREY SELECT



SIZE PERCENTAGES TO CREATE THIS SCHEME:

ATELIER GROOVE S		ATELIER GROOVE L	
3"x24"	24 %	6"x24"	46 %
4"x24"	30 %		

SV 174

MODULE CODE
6-02 INDIANA BUFF SELECT
CR-07 INDIANA BUFF SELECT

SV 251

MODULE CODE
6-02 INDIANA GREY SELECT
CR-07 INDIANA GREY SELECT

Dual Pattern Vertical Installation

Module-Creative



SIZE PERCENTAGES TO CREATE THIS SCHEME:

ATELIER GROOVE S		ATELIER GROOVE L	
3"x24"	23 %	3"x24"	46 %
4"x24"	31 %		

IV 44

MODULE CODE
6-04 INDIANA BUFF SELECT
CR-07 INDIANA BUFF SELECT

IV 104

MODULE CODE
6-04 INDIANA GREY SELECT
CR-07 INDIANA GREY SELECT

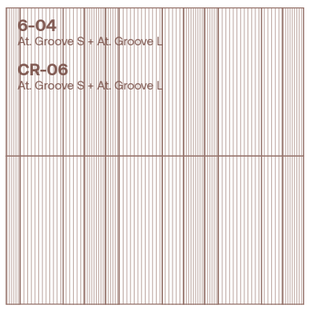

SIZE PERCENTAGES TO CREATE THIS SCHEME:

ATELIER GROOVE S		ATELIER GROOVE L	
2"x24"	42.8 %	6"x24"	14.8 %
3"x24"	21.4 %	3"x24"	21.4 %

IV 45

MODULE CODE
6-04 INDIANA BUFF SELECT
CR-06 INDIANA BUFF SELECT

IV 105

MODULE CODE
6-04 INDIANA GREY SELECT
CR-06 INDIANA GREY SELECT



SIZE PERCENTAGES TO CREATE THIS SCHEME:

ATELIER GROOVE S		ATELIER GROOVE L	
4"x24"	42.8 %	2"x24"	14.8 %
3"x24"	21.4 %	3"x24"	21.4 %

IV 46

MODULE CODE
6-04 INDIANA BUFF SELECT
CR-05 INDIANA BUFF SELECT

IV 106

MODULE CODE
6-04 INDIANA GREY SELECT
CR-05 INDIANA GREY SELECT

Project

Dual Pattern Vertical Installation

Module-Creative

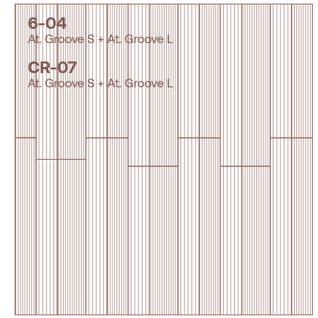

SIZE PERCENTAGES TO CREATE THIS SCHEME:

ATELIER GROOVE S		ATELIER GROOVE L	
3"x24"	23 %	3"x24"	46 %
4"x24"	31 %		

SV 177

MODULE CODE
6-04 INDIANA BUFF SELECT
CR-07 INDIANA BUFF SELECT

SV 254

MODULE CODE
6-04 INDIANA GREY SELECT
CR-07 INDIANA GREY SELECT

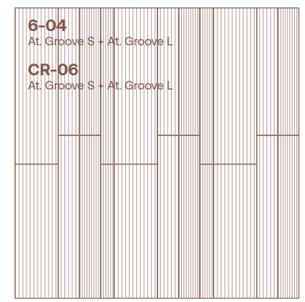

SIZE PERCENTAGES TO CREATE THIS SCHEME:

ATELIER GROOVE S		ATELIER GROOVE L	
2"x24"	42.8 %	6"x24"	14.8 %
3"x24"	21.4 %	3"x24"	21.4 %

SV 178

MODULE CODE
6-04 INDIANA BUFF SELECT
CR-06 INDIANA BUFF SELECT

SV 255

MODULE CODE
6-04 INDIANA GREY SELECT
CR-06 INDIANA GREY SELECT

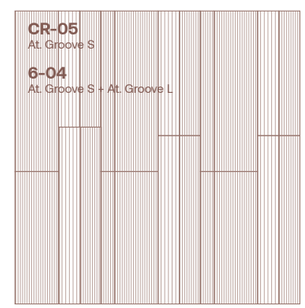

SIZE PERCENTAGES TO CREATE THIS SCHEME:

ATELIER GROOVE S		ATELIER GROOVE L	
4"x24"	42.8 %	2"x24"	14.8 %
3"x24"	21.4 %	3"x24"	21.4 %

SV 179

MODULE CODE
6-04 INDIANA BUFF SELECT
CR-05 INDIANA BUFF SELECT

SV 256

MODULE CODE
6-04 INDIANA GREY SELECT
CR-05 INDIANA GREY SELECT

Module-Creative

Dual Pattern Vertical Installation



SIZE PERCENTAGES TO CREATE THIS SCHEME:

ATELIER GROOVE S		ATELIER GROOVE L	
3"x12"	11 %	6"x12"	21 %
2"x12"	29 %	3"x12"	11 %
4"x24"	29 %		

IV 48

MODULE CODE
6-05 INDIANA BUFF SELECT
CR-08 INDIANA BUFF SELECT

IV 108

MODULE CODE
6-05 INDIANA GREY SELECT
CR-08 INDIANA GREY SELECT

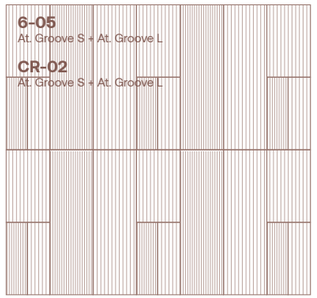

SIZE PERCENTAGES TO CREATE THIS SCHEME:

ATELIER GROOVE S		ATELIER GROOVE L	
3"x12"	8.25 %	6"x12"	16.5 %
6"x24"	33.5 %	3"x12"	8.25 %
		6"x24"	33.5 %

IV 49

MODULE CODE
6-05 INDIANA BUFF SELECT
CR-02 INDIANA BUFF SELECT

IV 109

MODULE CODE
6-05 INDIANA GREY SELECT
CR-02 INDIANA GREY SELECT

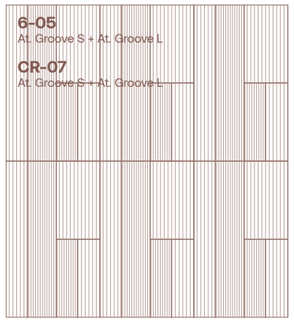

SIZE PERCENTAGES TO CREATE THIS SCHEME:

ATELIER GROOVE S		ATELIER GROOVE L	
3"x12"	11.5 %	6"x12"	23 %
4"x24"	30.5 %	3"x12"	11.5 %
		3"x24"	23.5 %

IV 51

MODULE CODE
6-05 INDIANA BUFF SELECT
CR-07 INDIANA BUFF SELECT

IV 111

MODULE CODE
6-05 INDIANA GREY SELECT
CR-07 INDIANA GREY SELECT

Project

Module-Creative

Dual Pattern Vertical Installation

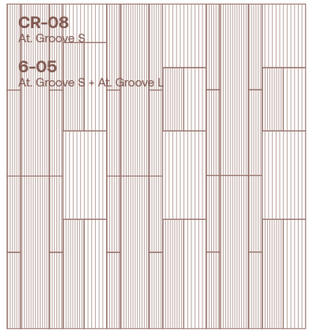

SIZE PERCENTAGES TO CREATE THIS SCHEME:

ATELIER GROOVE S		ATELIER GROOVE L	
3"x12"	11 %	6"x12"	21 %
2"x12"	29 %	3"x12"	11 %
4"x24"	29 %		

SV 184

MODULE CODE
6-05 INDIANA BUFF SELECT
CR-08 INDIANA BUFF SELECT

SV 261

MODULE CODE
6-05 INDIANA GREY SELECT
CR-08 INDIANA GREY SELECT

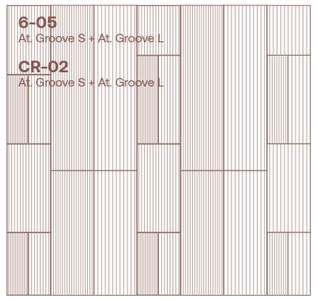

SIZE PERCENTAGES TO CREATE THIS SCHEME:

ATELIER GROOVE S		ATELIER GROOVE L	
3"x12"	8.25 %	6"x12"	16.5 %
6"x24"	33.5 %	3"x12"	8.25 %
		6"x24"	33.5 %

SV 185

MODULE CODE
6-05 INDIANA BUFF SELECT
CR-02 INDIANA BUFF SELECT

SV 262

MODULE CODE
6-05 INDIANA GREY SELECT
CR-02 INDIANA GREY SELECT

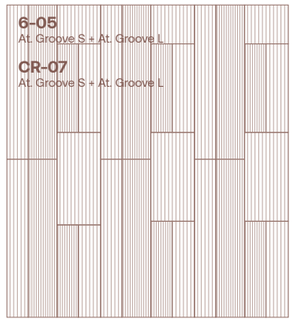

SIZE PERCENTAGES TO CREATE THIS SCHEME:

ATELIER GROOVE S		ATELIER GROOVE L	
3"x12"	11.5 %	6"x12"	23 %
4"x24"	30.5 %	3"x12"	11.5 %
		3"x24"	23.5 %

SV 187

MODULE CODE
6-05 INDIANA BUFF SELECT
CR-07 INDIANA BUFF SELECT

SV 264

MODULE CODE
6-05 INDIANA GREY SELECT
CR-07 INDIANA GREY SELECT

Dual Pattern Vertical Installation

Module-Creative

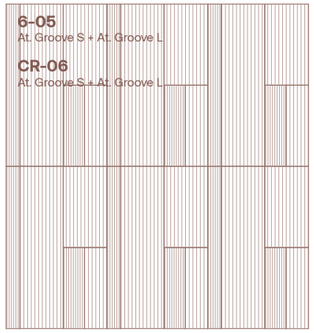

SIZE PERCENTAGES TO CREATE THIS SCHEME:

ATELIER GROOVE S		ATELIER GROOVE L	
3"x12"	10.5 %	6"x24"	42.5 %
2"x24"	15 %	3"x12"	10.5 %
		6"x12"	21.5 %

IV 52

MODULE CODE
6-05 INDIANA BUFF SELECT
CR-06 INDIANA BUFF SELECT

IV112

MODULE CODE
6-05 INDIANA GREY SELECT
CR-06 INDIANA GREY SELECT

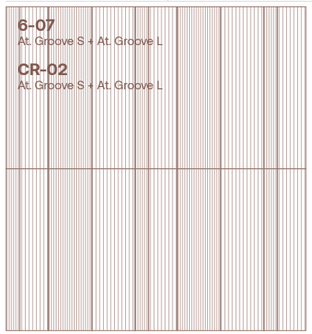

SIZE PERCENTAGES TO CREATE THIS SCHEME:

ATELIER GROOVE S		ATELIER GROOVE L	
6"x24"	33 %	6"x24"	33 %
2"x24"	12 %	4"x24"	22 %

IV 53

MODULE CODE
CR-02 INDIANA BUFF SELECT
6-07 INDIANA BUFF SELECT

IV 113

MODULE CODE
CR-02 INDIANA GREY SELECT
6-07 INDIANA GREY SELECT

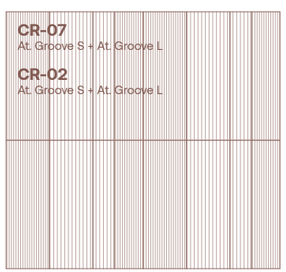

SIZE PERCENTAGES TO CREATE THIS SCHEME:

ATELIER GROOVE S		ATELIER GROOVE L	
6"x24"	31.5 %	6"x24"	31.5 %
4"x24"	21 %	3"x24"	16 %

IV 54

MODULE CODE
CR-02 INDIANA BUFF SELECT
CR-07 INDIANA BUFF SELECT

IV 114

MODULE CODE
CR-02 INDIANA GREY SELECT
CR-07 INDIANA GREY SELECT

Project

Dual Pattern Vertical Installation

Module-Creative

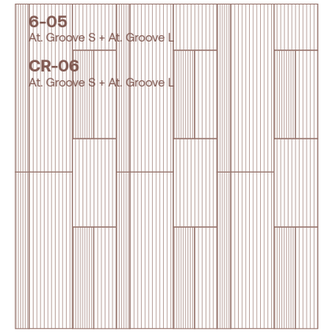

SIZE PERCENTAGES TO CREATE THIS SCHEME:

ATELIER GROOVE S		ATELIER GROOVE L	
3"x12"	10.5 %	6"x24"	42.5 %
2"x24"	15 %	3"x12"	10.5 %
		6"x12"	21.5 %

SV 188

MODULE CODE
6-05 INDIANA BUFF SELECT
CR-06 INDIANA BUFF SELECT

SV 265

MODULE CODE
6-05 INDIANA GREY SELECT
CR-06 INDIANA GREY SELECT

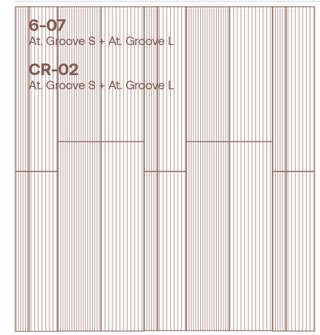

SIZE PERCENTAGES TO CREATE THIS SCHEME:

ATELIER GROOVE S		ATELIER GROOVE L	
6"x24"	33 %	6"x24"	33 %
2"x24"	12 %	4"x24"	22 %

SV 190

MODULE CODE
CR-02 INDIANA BUFF SELECT
6-07 INDIANA BUFF SELECT

SV 267

MODULE CODE
CR-02 INDIANA GREY SELECT
6-07 INDIANA GREY SELECT

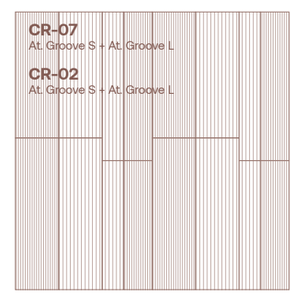

SIZE PERCENTAGES TO CREATE THIS SCHEME:

ATELIER GROOVE S		ATELIER GROOVE L	
6"x24"	31.5 %	6"x24"	31.5 %
4"x24"	21 %	3"x24"	16 %

SV 191

MODULE CODE
CR-02 INDIANA BUFF SELECT
CR-07 INDIANA BUFF SELECT

SV 268

MODULE CODE
CR-02 INDIANA GREY SELECT
CR-07 INDIANA GREY SELECT

Dual Pattern Vertical Installation

Module-Creative

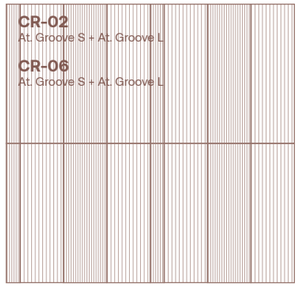

SIZE PERCENTAGES TO CREATE THIS SCHEME:

ATELIER GROOVE S		ATELIER GROOVE L	
6"x24"	30 %	6"x24"	60 %
2"x24"	10 %		

IV 55

MODULE CODE
CR-02 INDIANA BUFF SELECT
CR-06 INDIANA BUFF SELECT

IV 115

MODULE CODE
CR-02 INDIANA GREY SELECT
CR-06 INDIANA GREY SELECT

SIZE PERCENTAGES TO CREATE THIS SCHEME:

ATELIER GROOVE S		ATELIER GROOVE L	
6"x24"	30 %	6"x24"	30 %
4"x24"	30 %		
2"x24"	10 %		

IV 56

MODULE CODE
CR-02 INDIANA BUFF SELECT
CR-05 INDIANA BUFF SELECT

IV 116

MODULE CODE
CR-02 INDIANA GREY SELECT
CR-05 INDIANA GREY SELECT

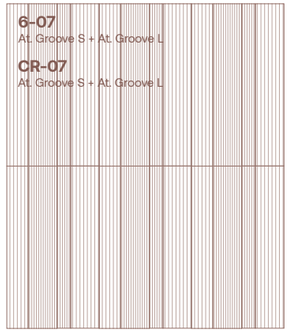

SIZE PERCENTAGES TO CREATE THIS SCHEME:

ATELIER GROOVE S		ATELIER GROOVE L	
4"x24"	40 %	4"x24"	26.5 %
2"x24"	13 %	3"x24"	20.5 %

IV 57

MODULE CODE
6-07 INDIANA BUFF SELECT
CR-07 INDIANA BUFF SELECT

IV 117

MODULE CODE
6-07 INDIANA GREY SELECT
CR-07 INDIANA GREY SELECT

Project

Dual Pattern Vertical Installation

Module-Creative

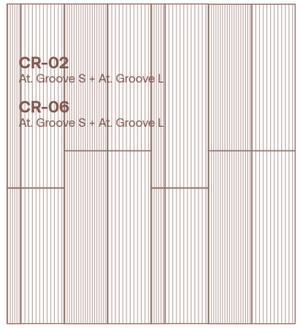

SIZE PERCENTAGES TO CREATE THIS SCHEME:

ATELIER GROOVE S		ATELIER GROOVE L	
6"x24"	30 %	6"x24"	60 %
2"x24"	10 %		

SV 192

MODULE CODE
CR-02 INDIANA BUFF SELECT
CR-06 INDIANA BUFF SELECT

SV 269

MODULE CODE
CR-02 INDIANA GREY SELECT
CR-06 INDIANA GREY SELECT

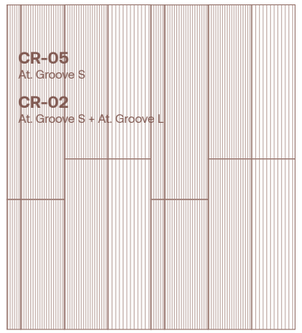

SIZE PERCENTAGES TO CREATE THIS SCHEME:

ATELIER GROOVE S		ATELIER GROOVE L	
6"x24"	30 %	6"x24"	30 %
4"x24"	30 %		
2"x24"	10 %		

SV 193

MODULE CODE
CR-02 INDIANA BUFF SELECT
CR-05 INDIANA BUFF SELECT

SV 270

MODULE CODE
CR-02 INDIANA GREY SELECT
CR-05 INDIANA GREY SELECT

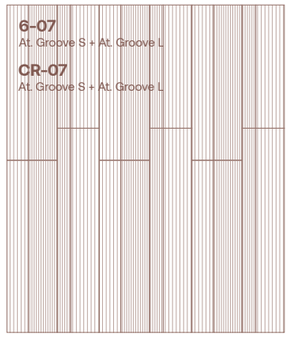

SIZE PERCENTAGES TO CREATE THIS SCHEME:

ATELIER GROOVE S		ATELIER GROOVE L	
4"x24"	40 %	4"x24"	26.5 %
2"x24"	13 %	3"x24"	20.5 %

SV 194

MODULE CODE
6-07 INDIANA BUFF SELECT
CR-07 INDIANA BUFF SELECT

SV 271

MODULE CODE
6-07 INDIANA GREY SELECT
CR-07 INDIANA GREY SELECT

Dual Pattern Vertical Installation

Module-Creative



SIZE PERCENTAGES TO CREATE THIS SCHEME:

ATELIER GROOVE S		ATELIER GROOVE L	
2"x24"	13 %	6"x24"	40 %
4"x24"	26.5 %	3"x24"	20.5 %

IV 58

MODULE CODE
6-07 INDIANA BUFF SELECT
CR-05 INDIANA BUFF SELECT

IV 118

MODULE CODE
6-07 INDIANA GREY SELECT
CR-05 INDIANA GREY SELECT

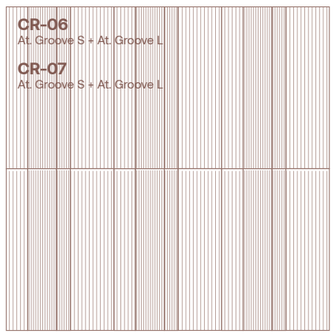

SIZE PERCENTAGES TO CREATE THIS SCHEME:

ATELIER GROOVE S		ATELIER GROOVE L	
2"x24"	13 %	6"x24"	40 %
4"x24"	26.5 %	3"x24"	20.5 %

IV 59

MODULE CODE
CR-06 INDIANA BUFF SELECT
CR-07 INDIANA BUFF SELECT

IV 119

MODULE CODE
CR-06 INDIANA GREY SELECT
CR-07 INDIANA GREY SELECT



SIZE PERCENTAGES TO CREATE THIS SCHEME:

ATELIER GROOVE S		ATELIER GROOVE L	
4"x24"	37.5 %	4"x24"	37.5 %
2"x24"	25 %		

IV 60

MODULE CODE
CR-06 INDIANA BUFF SELECT
CR-05 INDIANA BUFF SELECT

IV 120

MODULE CODE
CR-06 INDIANA GREY SELECT
CR-05 INDIANA GREY SELECT

Project

Dual Pattern Vertical Installation

Module-Creative



SIZE PERCENTAGES TO CREATE THIS SCHEME:

ATELIER GROOVE S		ATELIER GROOVE L	
2"x24"	13 %	6"x24"	40 %
4"x24"	26.5 %	3"x24"	20.5 %

SV 195

MODULE CODE
6-07 INDIANA BUFF SELECT
CR-05 INDIANA BUFF SELECT

SV 276

MODULE CODE
6-07 INDIANA GREY SELECT
CR-05 INDIANA GREY SELECT

SIZE PERCENTAGES TO CREATE THIS SCHEME:

ATELIER GROOVE S		ATELIER GROOVE L	
2"x24"	13 %	6"x24"	40 %
4"x24"	26.5 %	3"x24"	20.5 %

SV 196

MODULE CODE
CR-06 INDIANA BUFF SELECT
CR-07 INDIANA BUFF SELECT

SV 277

MODULE CODE
CR-06 INDIANA GREY SELECT
CR-07 INDIANA GREY SELECT

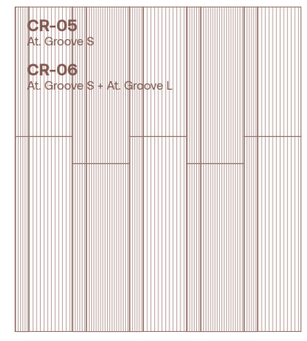

SIZE PERCENTAGES TO CREATE THIS SCHEME:

ATELIER GROOVE S		ATELIER GROOVE L	
4"x24"	37.5 %	4"x24"	37.5 %
2"x24"	25 %		

SV 197

MODULE CODE
CR-06 INDIANA BUFF SELECT
CR-05 INDIANA BUFF SELECT

SV 278

MODULE CODE
CR-06 INDIANA GREY SELECT
CR-05 INDIANA GREY SELECT

Dual Pattern Vertical Installation

Module-Creative

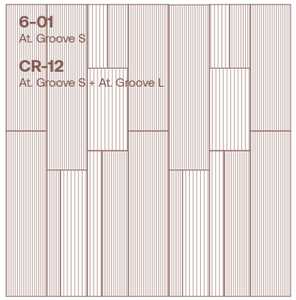

SIZE PERCENTAGES TO CREATE THIS SCHEME:

ATELIER GROOVE S		ATELIER GROOVE L	
6"x24"	39.5 %	6"x12"	10.5 %
3"x12"	5.5 %	3"x24"	5.5 %
4"x24"	13 %	4"x24"	13 %
2"x24"	6.5 %	2"x24"	6.5 %

SV 155

MODULE CODE
6-01 INDIANA BUFF SELECT
CR-12 INDIANA BUFF SELECT

SV 232

MODULE CODE
6-01 INDIANA GREY SELECT
CR-12 INDIANA GREY SELECT

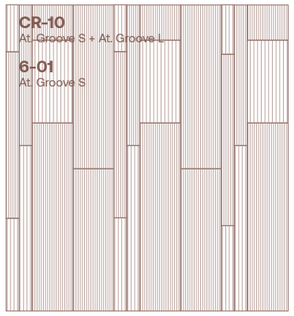

SIZE PERCENTAGES TO CREATE THIS SCHEME:

ATELIER GROOVE S		ATELIER GROOVE L	
6"x24"	46 %	2"x12"	10 %
2"x24"	5 %	2"x24"	5 %
4"x12"	5 %	4"x12"	5 %
4"x24"	19.5 %		

SV 157

MODULE CODE
6-01 INDIANA BUFF SELECT
CR-10 INDIANA BUFF SELECT

SV 234

MODULE CODE
6-01 INDIANA GREY SELECT
CR-10 INDIANA GREY SELECT

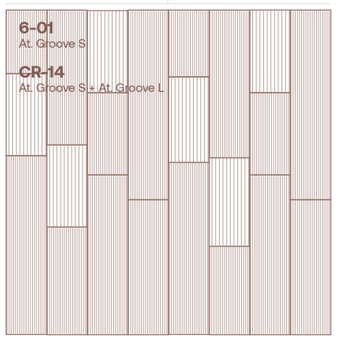

SIZE PERCENTAGES TO CREATE THIS SCHEME:

ATELIER GROOVE S		ATELIER GROOVE L	
6"x24"	62.5 %	6"x12"	18.75 %
6"x12"	18.75 %		

SV 156

MODULE CODE
6-01 INDIANA BUFF SELECT
CR-14 INDIANA BUFF SELECT

SV 233

MODULE CODE
6-01 INDIANA GREY SELECT
CR-14 INDIANA GREY SELECT

Project

Dual Pattern Vertical Installation

Module-Creative

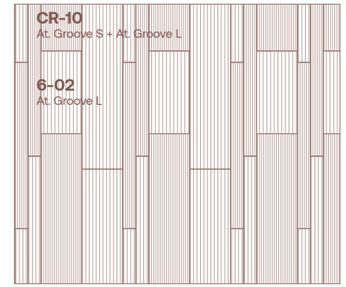

SIZE PERCENTAGES TO CREATE THIS SCHEME:

ATELIER GROOVE S		ATELIER GROOVE L	
6"x24"	43 %	4"x12"	7 %
4"x12"	7 %	4"x24"	15 %
2"x24"	14%	2"x24"	7 %
		2"x12"	7 %

SV 160

MODULE CODE
6-02 INDIANA BUFF SELECT
CR-10 INDIANA BUFF SELECT

SV 237

MODULE CODE
6-02 INDIANA GREY SELECT
CR-10 INDIANA GREY SELECT

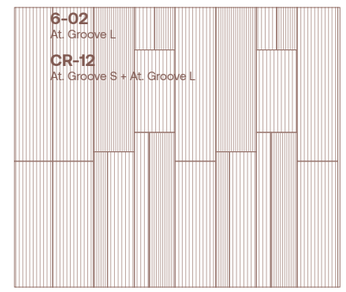

SIZE PERCENTAGES TO CREATE THIS SCHEME:

ATELIER GROOVE S		ATELIER GROOVE L	
3"x12"	5.5 %	6"x24"	13.5 %
4"x24"	13 %	3"x12"	5.5 %
2"x24"	6.5 %	6"x12"	10.5 %
6"x24"	26 %	4"x24"	13 %
		2"x24"	6.5 %

SV 158

MODULE CODE
6-02 INDIANA BUFF SELECT
CR-12 INDIANA BUFF SELECT

SV 235

MODULE CODE
6-02 INDIANA GREY SELECT
CR-12 INDIANA GREY SELECT

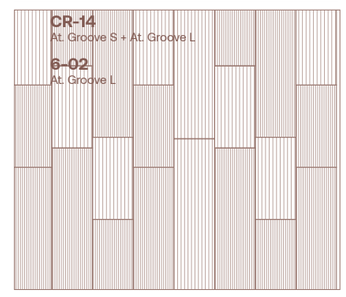

SIZE PERCENTAGES TO CREATE THIS SCHEME:

ATELIER GROOVE S		ATELIER GROOVE L	
6"x24"	37.5 %	6"x24"	25 %
6"x12"	18.75 %	6"x12"	18.75 %

SV 159

MODULE CODE
6-02 INDIANA BUFF SELECT
CR-14 INDIANA BUFF SELECT

SV 236

MODULE CODE
6-02 INDIANA GREY SELECT
CR-14 INDIANA GREY SELECT

Module-Creative

Dual Pattern
Vertical Installation

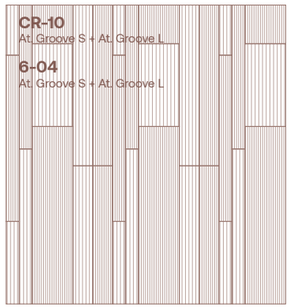

SIZE PERCENTAGES TO CREATE THIS SCHEME:

ATELIER GROOVE S		ATELIER GROOVE L	
3"x24"	14 %	3"x24"	14 %
4"x24"	18 %	4"x12"	9 %
2"x24"	18 %	2"x24"	9 %
4"x12"	9 %	2"x12"	9 %

SV 163

MODULE CODE
6-04 INDIANA BUFF SELECT
CR-10 INDIANA BUFF SELECT

SV 240

MODULE CODE
6-04 INDIANA GREY SELECT
CR-10 INDIANA GREY SELECT

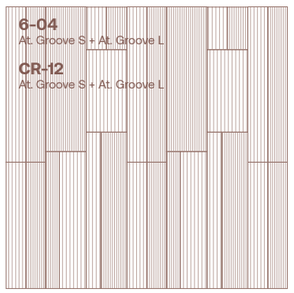

SIZE PERCENTAGES TO CREATE THIS SCHEME:

ATELIER GROOVE S		ATELIER GROOVE L	
3"x24"	10.5 %	3"x24"	10.5 %
3"x12"	5 %	3"x12"	5 %
4"x24"	13 %	6"x12"	10 %
2"x24"	6.5 %	4"x24"	13 %
6"x24"	20 %	2"x24"	6.5 %

SV 161

MODULE CODE
6-04 INDIANA BUFF SELECT
CR-12 INDIANA BUFF SELECT

SV 238

MODULE CODE
6-04 INDIANA GREY SELECT
CR-12 INDIANA GREY SELECT

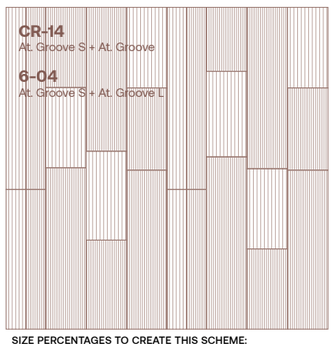

SIZE PERCENTAGES TO CREATE THIS SCHEME:

ATELIER GROOVE S		ATELIER GROOVE L	
3"x24"	29 %	3"x24"	29 %
6"x24"	43 %		

SV 162

MODULE CODE
6-04 INDIANA BUFF SELECT
CR-14 INDIANA BUFF SELECT

SV 239

MODULE CODE
6-04 INDIANA GREY SELECT
CR-14 INDIANA GREY SELECT

Project

Module-Creative

Dual Pattern
Vertical Installation

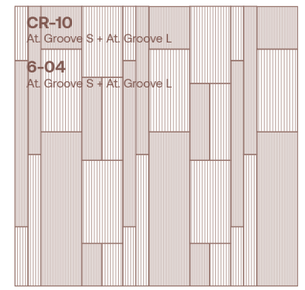

SIZE PERCENTAGES TO CREATE THIS SCHEME:

ATELIER GROOVE S		ATELIER GROOVE L	
3"x12"	12 %	3"x12"	12 %
2"x24"	16 %	6"x12"	12 %
4"x12"	8 %	2"x12"	8 %
4"x24"	16 %	2"x24"	8 %
		4"x12"	8 %

SV 189

MODULE CODE
6-05 INDIANA BUFF SELECT
CR-10 INDIANA BUFF SELECT



SV 266

MODULE CODE
6-05 INDIANA GREY SELECT
CR-10 INDIANA GREY SELECT

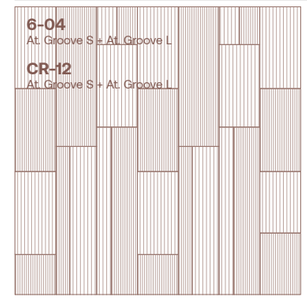

SIZE PERCENTAGES TO CREATE THIS SCHEME:

ATELIER GROOVE S		ATELIER GROOVE L	
6"x12"	10 %	6"x24"	20 %
3"x12"	5 %	3"x12"	5 %
4"x24"	13 %	4"x12"	13 %
2"x24"	7 %	2"x24"	7 %
6"x24"	20 %		

SV 181

MODULE CODE
6-06 INDIANA BUFF SELECT
CR-12 INDIANA BUFF SELECT

SV 258

MODULE CODE
6-06 INDIANA GREY SELECT
CR-12 INDIANA GREY SELECT

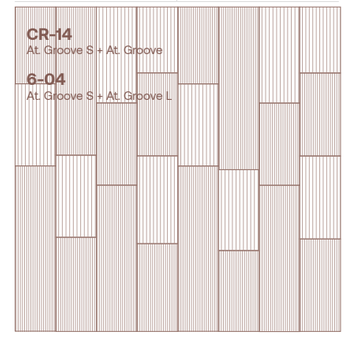

SIZE PERCENTAGES TO CREATE THIS SCHEME:

ATELIER GROOVE S		ATELIER GROOVE L	
6"x12"	40 %	6"x12"	40 %
6"x24"	20 %		

SV 182

MODULE CODE
6-06 INDIANA BUFF SELECT
CR-14 INDIANA BUFF SELECT

SV 259

MODULE CODE
6-06 INDIANA GREY SELECT
CR-14 INDIANA GREY SELECT

Module-Creative

Dual Pattern
Vertical Installation

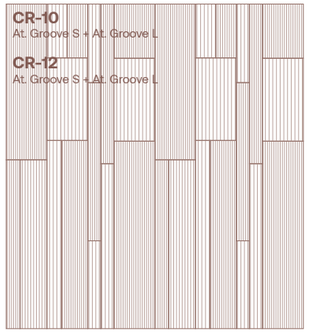

SIZE PERCENTAGES TO CREATE THIS SCHEME:

ATELIER GROOVE S		ATELIER GROOVE L	
4"x24"	10 %	4"x24"	20 %
2"x24"	15 %	2"x12"	5 %
4"x12"	5 %	2"x24"	10 %
3"x12"	4 %	4"x12"	5 %
6"x24"	15%	3"x12"	4%
		6"x12"	8%

SV 154

MODULE CODE
CR-12 INDIANA BUFF SELECT
CR-10 INDIANA BUFF SELECT

SV 231

MODULE CODE
CR-12 INDIANA GREY SELECT
CR-10 INDIANA GREY SELECT

Project

Module-Creative

After any thin set installation of porcelain tile and pavers over concrete, best practices require to perform, after grouting, a first acid deep cleaning. For more information on how to perform a correct first cleaning after grouting, as well as on the right cleaning products to use, and ordinary maintenance of porcelain tiles and pavers once installed, we strongly recommend to refer to our Landmark cleaning guide. Alternatively, you can also see paragraph A, B and C here under. Failing to follow these instructions could lead to maintenance issues, most of the times derived from grout residues left on the surface of the tiles/pavers which create a film on the tiles/pavers surface itself that tends to retain dirt. If that occurs, the only way to possibly solve the issue is to perform a deep floor cleaning, using acid-based cleaners specific for porcelain and following a specific cleaning procedure described here under (See paragraph D). **Please note that from time to time, depending on the type (cement-based vs epoxy), quantity and aging of the grout residue left on the tile/pavers surface, it could be really hard or even impossible to fully recover from the problem. That is why Landmark Ceramics highly suggests a first acid deep cleaning right after installing and grouting the tiles/pavers.**

A) FIRST FLOOR DEEP CLEANING AFTER INSTALLATION

After Grouting the Joints (pic. 1) It is important to remove the excess grout with a sponge and clear water (pic. 2). After 12/48 hours, the grout in the joints will have "set up" / hardened significantly. There will be a noticeable residual "haze". Typically, a diluted acid cleaner specifically for removing "Grout Haze", combined with a soft scrubbing pad will remove the majority if not all the "Haze". Change your acid/water solution frequently for best results. It is also recommended to keep a bucket of clean water to remove the acid/water solution. It is recommended to keep and use clean dry towels to help remove as much residual water and keep the floor as dry as possible. Please refer to the cleaning chemical company's suggested methods and dilution rates. (pic. 3). For areas with excess grout or grout that becomes adhered to the face of the tile, further cleaning with an Acid/ Water Solution may be necessary. Please refer to the Cleaning Chemical Company's instructions as not all acids or chemicals are the same. The excess grout residue (pic. 4-5) must be removed so that it does not dry and stick on the surface. It is necessary to change the cleaning water frequently and rinse well. Care must be taken on inlayed, polished and especially Anti Slip products similar to Frontier20. The use of a floor-washing machine combined with the use of a diluted acid detergent helps reach the spaces between adjacent tiles and clean them properly. If such a cleaning procedure is not carried out, or if such cleaning is carried out too late, the grout residue creates an absorbent film, which holds dirt, making the surface difficult to clean: in this case, Landmark Ceramics will not be liable for any damage caused to the surface.

PIC 1. Fill joint with grout.

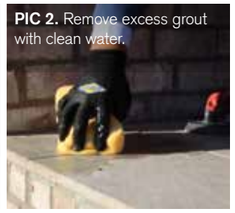
PIC 2. Remove excess grout with clean water.

PIC 3. Add specific acid cleaning agent for porcelain tile to clean water.

PIC 4. First floor deep cleaning after 12/48 h from installation.

PIC 5. Removal of excess grout residues with hard brush.

B) DAY TO DAY CLEANING

After the post-laying cleaning operation has been thoroughly carried out, as far day to day cleaning we strongly advise against the use of waxes, oily soaps, impregnating products and various treatments (water and oil repellent) on the porcelain stoneware product, as their application is unnecessary. As is often the case in certain off the shelf detergents, they contain waxes and gloss inducing additives which, after various washes, can deposit a bright coat on the floor. Sometimes, even one drop of foods such as Coca Cola, water, wine etc. ...) is sufficient to eliminate this coat, restoring the tile's original appearance, a stain effect is produced in certain zones. In these cases, the floor must be de-waxed, using products to de-wax the applied waxes, following the producer's instructions. For films left by soap, lime scale, dirt, use an acid detergent, suitably diluted in water (read the product instructions carefully). It is also important to point out that Hydrofluoric acid (HF) and its derivatives can irredeemably damage porcelain stoneware. For routine cleaning, Landmark recommends the use of bleach or ammonia, suitably diluted in water; for polished porcelain stoneware, dry the floor after washing to prevent unsightly smudges. **TIP: Since rinsing well with plenty of clean water is a fundamental part of the day to day cleaning procedure, Landmark advises against the use of products which state that they "do not need rinsing"**

C) EXTRAORDINARY CLEANING

In the case of particular and/or particularly stubborn stains, we recommend using specific detergents as those indicated in chart here under reported. It should furthermore not be forgotten that the removal of any type of stain is easier when the stain is still fresh. It is always important to test the detergents on a small area before applying to the entire surface, particularly in the case of porcelain stoneware with a lapped or polished finish.

D) FLOOR DEEP CLEANING RECCOMANDATIONS TO BE USED IN CASE OF GROUT RESIDUES LEFT ON TILE/PAVERS SURFACE

1. Preliminary Cleaning Procedure: To begin with, it is important to clean the floor with a traditional detergent (Some examples of suitable detergents you can consider are Deterdek from Fila, Keranet from Mapei) and rinse thoroughly in order to remove any dirt that is present on the tile/pavers aside from the grout left on them. This should be done carefully by following these steps:

I. Clean the floor with water to remove dust and residues.

II. Apply an abundant quantity of detergent (such as the one pictured below) to clean the floor, following instructions provided on the detergent's bottle and making sure that, during the entire cleaning process, the detergent does not get in contact with grass or water of nearby swimming pools (if any).

III. Brush strongly to remove the dirt (using a scotch-brite, ideally a motor-brush with scotch brite for big surfaces).

IV. Rinse well with running water (it is recommend to use a vacuum cleaner to avoid burning the grass).

V. Once well rinsed, dry the surface.

PORCELAIN PRODUCTS CARE AND MAINTENANCE

2. Acidic Cleaning Procedure: Perform the acid cleaning procedure as indicated in the guide provided in the link above, hereunder summarized.

I. Apply a professional acidic cleaner for grout haze on the floor. Some examples of suitable acidic cleaners you can consider are DETERDEK from Fila, KERANET from Mapei, or professional acidic cleaners.

II. Apply an abundant quantity of acidic cleaner on the entire floor, following instructions provided on the cleaner's bottle (for a better result, do not dilute with water), and making sure that, during the entire cleaning process, the cleaner (since it is an acid-based cleaner) does not get in contact with grass or water of nearby swimming pools (if any).

III. Once applied, leave the product on the floor for about 20-30 minutes.

IV. Brush strongly to remove the dirt (using a scotch brite, ideally a motor-brush with scotch brite for big surfaces). It is very important to apply a strong and prolonged mechanical action (tile by tile) on the floor while brushing. Please note that cleaning without a strong mechanical action (e.g. cleaning using a simple mop) is going to be useless and ineffective.

V. Rinse the floor, making sure everything is absorbed, so that nothing will get in contact with grass or swimming pool water.

VI. Repeat everything from point "2.i" as many times as necessary to achieve the desired result.

VII. Dry the floor's surface.

E) ADDITIONAL NOTES & RECCOMANDATIONS

1. Please note that if the grouting was done well before the time of attempted cleaning, the grout residue left on the tile surface would have had time to settle and mature. In this case:

- It is particularly important, during the acid cleaning process, to let the acid settle in on the floor for a few minutes before brushing, so that the acid can soften the grout.
- It is also crucial to brush the tiles using the right tools and to apply on the floor a strong and prolonged mechanical action (tile by tile).
- It is very likely that a single deep acid cleaning will not be sufficient. In this case, it will be necessary to repeat the operation several times in order to eliminate all the grout residues. Keep in mind that the grout residue might not be immediately visible when the floor is clean, but can only be seen when the grout gets dirty. Therefore, even if the floor may appear clean after the first deep cleaning process, it could still have grout residue left on the surface of tile/pavers, that will get visible once they'll get dirty again. If that is the case, it will be necessary to repeat the deep cleaning procedure more than once until reaching a satisfactory result.

2. While performing the deep cleaning process, please be aware of any surrounding grass (making sure that the acid cleaner does not get in contact with it).

3. In case a deep cleaning is needed around a pool, make sure that during the entire cleaning process the acid cleaner does not get in contact with the water of the swimming pool.

4. Never use sealers of any kind on the surface of the porcelain tiles and pavers. Sealers are unnecessary and, furthermore, sealing will change the D.C.O.F. (Dynamic Co-efficient of Friction) of the pavers, resulting in a surface that will become more slippery. Furthermore, since Porcelain has such a low absorption rate, the sealer will unlikely stick and will most likely come off over time.

5. Bright colored products, in particular white and extra-white tiles, are very delicate and, although for all intent and purpose are hygienically clean, However, they can get dirty more easily than darker tiles. It is therefore necessary to remember that these particular products require careful regular maintenance.

WARNINGS

The above suggestions are a result of research, laboratory tests and several years' experience. However, the cleaning features of the materials may vary significantly according to the different installation methods, conditions of use, types of surface and destination. As a general rule, the higher the anti-slip values of the tiles are, the greater cleaning inconveniences may arise. The professional operator in charge of maintenance and cleaning shall always check the surface condition before proceeding with any cleaning and/or maintenance operation (we would suggest to test some tiles before installation). Landmark Ceramics declines any liability with reference to cleaning and maintenance operations in case of heavy conditions of use (such as mechanical workshop or spaces presenting oily residues or tire marks), bad installation work or wrong cleaning operations. It is agreed that Landmark Ceramics shall not be liable for any event, damage or defect due to wrong installation of the tiles, faulty cleaning and maintenance operations or inadequate choice of the type of material to be laid or of the adhesives used in a certain destination of use.

PORCELAIN PAVERS: ADDITIONAL RECOMMENDATIONS FOR THE INSTALLATION, ORDINARY CLEANING AND MAINTENANCE.

Landmark Ceramics recommends carrying out the procedures for the ordinary cleaning of Frontier20 floor surfaces using water and commercially available neutral detergents: the inclination of the surface and the space between adjacent slabs for dry-system installation favor the natural flow of water. However, it is important to take into consideration that any type of floor surface is subject to the surface tension effect of liquids: it is the same property of water that gives the tendency to transform into spherical droplets and which cause the curved top surface of a glass full of water. The surface tension can obstacle the complete drainage of water and cause a temporary stagnation of liquid on the slab edges. In order to avoid this problem, Landmark Ceramics recommends ensuring adequate inclination of the surface during installation so as to encourage the flow of water between adjacent slabs. Please remember in any case that, in view of the distinctive advantages of porcelain stoneware, Frontier20 absorbs practically no water, which makes it highly frost-proof. This may lead to localized water pooling, mainly on the edges of the pavers, independently of the manner and quality of the laying. Laying is also recommended with a minimum gap of 4 mm (5/32"). Should liquid deposit on the surface, it is recommended to push it towards grout lines using a brush or remove it with a wet and dry vacuum cleaner.

Specific details and instructions are given for each of the following installation options. Different climates and geographical locations will affect the thickness of the base. Depending on the location, contractors will lay the standard base thickness to install porcelain pavers for the needs of the area. When installing porcelain pavers, the bedding course sand must be pre-compacted and then struck off with a screed to the required thickness as shown in the drawings. Before the laying of the porcelain pavers, the sand layer underneath must be pre-compacted. The sand layer needs a 5 to 6% moisture content to insure a smooth strike off finish. Compacting dry sand will not give the desired results.

- Only use a paver saw with a wet cut porcelain blade to wet cut porcelain pavers.
- Before installing your porcelain pavers in sand set installations, pre-compact and strike off your sand leveling course.
- Plastic 3/16" (4mm) spacers must always be used to install pavers on sand set and permeable installations.
- Never install pavers with porcelain to porcelain contact.
- The use of plate compactors is not recommended to be used on the porcelain pavers.

PORCELAIN PRODUCTS CARE AND MAINTENANCE

TYPE OF STAIN	SOLUTION	DETERGENTS	MANUFACTURER
INORGANIC STAINS			
Cement Carbon Calcium Efflorescence Chalk Metallic residues Rust Cement-based grout Colored grout Wall paint	Acid	**DETERGENT WITH AN ACID BASIS** *	
		DETERDEK or similar	UNITED STATES > Fila Chemicals USA, Corp.10800 N.W. 21st Street #170 Miami, FL 33172 USA Tel. +1-305-513-0708 email filausa@filasolutions.com
		KERANET (liquid) or similar	MAPEI Americas Headquarters 1144 E. Newport Center Drive Deerfield Beach, Florida 33442
ORGANIC STAINS			
Coca Cola Ice Cream Coffee Wine Beer Animal fats Vegetable fats Mustard Mayonnaise Ketchup Jam Linseed oil Lipstick Wax	Alkaline and neutral	**LIMITED FOAM TYPE PRODUCT** **	
		PS87 or similar	UNITED STATES > Fila Chemicals USA, Corp.10800 N.W. 21st Street #170 Miami, FL 33172 USA Tel. +1-305-513-0708 email filausa@filasolutions.com
		FILACLEANER or similar	UNITED STATES > Fila Chemicals USA, Corp.10800 N.W. 21st Street #170 Miami, FL 33172 USA Tel. +1-305-513-0708 email filausa@filasolutions.com
		Ammonium	Universal
RESIDUAL RINGS of organic nature	Saline solution	Sodium hypochloride (bleach for white laundry)	Universal
Silicone oils Machine Oil Resins and glazes Coal and natural rubber Encres et feutres		**FILASOLV** or similar	UNITED STATES > Fila Chemicals USA, Corp.10800 N.W. 21st Street #170 Miami, FL 33172 USA Tel. +1-305-513-0708 email filausa@filasolutions.com
		Aceton	Universal
		NITRO - THINNER	Universal
		TURPENTINE	Universal
		TRICHLORETHYLENE	Universal
Tire		**CIF AMMONIACAL**	Universal
		HAND CLEANSER	Universal
Silicone and chewin-gum		**Ice+scraper**	

N.B. When using the above products, the instructions on the package should be followed.

- **Detergent with an acid base:** a detergent with an acid basis, specifically recommended after bath floor or wall installation, for the decalcioficant cleaning and the regular maintenance.
- ** **Limited foam type product:** a limited foam type product degreasing and general cleaning, suitable for all types of stains but especially for remove of vegetable and animals fats.

WallPlay3D

PORCELAIN PERFORMANCE DATA

COLORED BODY PORCELAIN - Rectified Monocaliber

PHYSICAL PROPERTIES	TEST ASTM	NORTH AMERICAN STANDARD A137.1*	RESULTS
Water absorption *	C373	≤ 0.5%	COMPLY WITH ANSI A137.1
Resistance to freeze/thaw cycling *	C1026	As reported	RESISTANT
Resistance to thermal shock	C484	As reported	RESISTANT
Warpage (edge)	C485	Warpage ± 0.4% or ± 0.05 in	COMPLY WITH ANSI A137.1
Warpage (diagonal)	C485	Warpage ± 0.4% or ± 0.07 in	COMPLY WITH ANSI A137.1
Wedging	C502	± 0.25% or ± 0.03 in	COMPLY WITH ANSI A137.1
Chemical resistance	C650	As reported	UNAFFECTED
Resistance to stain	C1378	As reported	UNAFFECTED
Breaking strength	C648	250 lbf or greater	COMPLY WITH ANSI A137.1
Thickness	C499	Range: 0.04 in	COMPLY WITH ANSI A137.1

* Average values referred to our production and related to the matt finish of the product.
** As far as values relating to the matt finish of the product and to tests carried out by certified external laboratories whose results are avaible upon request at Headoffice, we arewilling to check the lot you are interested in purchasing.
- Be sure to use tiles belonging to the same caliber.
- Test results are available upon request. Those results are based on tests performed in the Landmark laboratory, or by other accredited third parties laboratories over the past months and represent by no means performance guarantee.
- Landmark tiles can be slippery when wet. We recommend to make sure that the surface is always dry.
- The information provided can be subject to change. Please refer to one of our websites (**lcusa.com** or **outdoor.landmarkceramics.com**) for the latest, most accurate and up-to-date information.

March 2023 - © Landmark Ceramics

LANDMARK
CERAMICS

Landmark Ceramics - UST, Inc.
1427 N. Main Street
Mount Pleasant, TN 38474

Tel. 931.325.5700

outdoor.landmarkceramics.com
lcusa.com

LEARN MORE ABOUT