



MORE SPACE,
MORE BEAUTY
24"x48"

2025
EDITION

 **LANDMARK**
CERAMICS

INDEX



LANDMARK CERAMICS		24"x48" MATT 0.35"/9 mm	
TRAVERTINE LOOK	TRAIL REFINED	Cross Cut Pearl	page 5
		Vein Cut Pearl	page 5
		Cross Cut Grey	page 5
		Vein Cut Grey	page 5
		Cross Cut Ivory	page 7
		Vein Cut Ivory	page 7
		Cross Cut Beige	page 7
		Vein Cut Beige	page 7
STONE LOOK	MASTERPLAN	White Avenue	page 11
		Precious Ivory	page 11
		Cosmopolitan Ash	page 11
	INFINITY	Sky	page 13
		Desert	page 13
		Absolute	page 13
RESIN LOOK	VISION	Dove	page 15
		Pearl	page 15
		Concrete	page 15
BLUESTONE LOOK	BLUESTONE	Blue Select	page 17
		Thermal Blue Select	page 17
SLATE LOOK	ESSENCE	Montauk White	page 19
		Montauk Grey	page 19
		Montauk Black	page 19

LANDMARK CERAMICS		24"x48" MATT 0.35"/9 mm	
LIMESTONE LOOK	FRAME	International White	page 23
		Neoclassical Beige	page 23
		Minimalist Greige	page 23
QUARTZ LOOK	EXPLORE	Arctic White	page 25
		African Beige	page 25
		Star Grey	page 25
MARBLE LOOK	CHARME EVO	Michelangelo Extra White	page 29
		Renoir Plus	page 29
MARBLE LOOK	CHARME	Calacatta Gold	page 31
		Veined Statuario	page 31
CONCRETE LOOK	JOURNEY	Natural Ivory	page 33
		Modern Grey	page 33
CONCRETE LOOK	MADE IN	Freedom White	page 35
		Passion Silver	page 35
		Vision Grey	page 35
DECO LOOK	DECO XL	Blue Peony	page 36
		Red Lily	page 36
		Sketch Jungle	page 37
		Green Ginkgo	page 37
		Autumn Leaf	page 37

LANDMARK CERAMICS		24"x48" GRIP 0.35"/9 mm	
TRAVERTINE LOOK	TRAIL REFINED	Cross Cut Pearl	page 9
		Cross Cut Beige	page 9
SLATE LOOK	ESSENCE	Montauk Grey	page 21
		Montauk Black	page 21
QUARTZ LOOK	EXPLORE	African Beige	page 27
		Star Grey	page 27

LANDMARK CONTRACT		24"x48" MATT 0.31"/8 mm	
MARBLE LOOK	TUSCANY	White	page 41
CONCRETE LOOK	SEATTLE	Grey	page 43
		Black	page 43
CONCRETE LOOK	NEW YORK	White	page 45
		Concrete	page 45
STONE LOOK	BROOKLYN	Ivory	page 47
		Grey	page 47

LANDMARK COLLECTIONS





PROJECT
INDOOR FLOOR DESIGN
Trail Cross Cut Pearl - 24"x48"
OUTDOOR FLOOR DESIGN
Frontier 20 Travertine Select Cross Cut Pearl - 24"x24"

CROSS CUT PEARL



VEIN CUT PEARL




CROSS CUT GREY



VEIN CUT GREY




Available size



24"x48"
MATT
± 0.35"/9 mm

Color shading



V2

The color of tiles printed in this catalog may differ from actual tiles. Tile color reproductions in this catalog are representative only. Slight tone and shade variations are inherent in porcelain tiles. Before selecting a color, we recommend that you contact your local representative, who will provide you with a sample piece of the requested tile.

This porcelain tile product is manufactured with a V2 shade variation. Remember that the amount of color as well as the texture of each piece may vary from tile to tile. Inspect the product immediately upon delivery and select tiles from many boxes during installation to minimize and blend any possible color difference.



PROJECT
 FLOOR DESIGN
 Trail Vein Cut Ivory - 12"x24" - 24"x48"
 WALL DESIGN
 Trail Vein Cut Ivory - 24"x48"
 Trail Vein Cut Ivory Herringbone - 12"x10"
 DESK - FURNITURE
 Trail Vein Cut Ivory - 24"x48"

CROSS CUT IVORY



VEIN CUT IVORY



CROSS CUT BEIGE



VEIN CUT BEIGE




Available size



24"x48"
 MATT
 ± 0.35"/9 mm

Color shading



V2

The color of tiles printed in this catalog may differ from actual tiles. Tile color reproductions in this catalog are representative only. Slight tone and shade variations are inherent in porcelain tiles. Before selecting a color, we recommend that you contact your local representative, who will provide you with a sample piece of the requested tile.

This porcelain tile product is manufactured with a V2 shade variation. Remember that the amount of color as well as the texture of each piece may vary from tile to tile. Inspect the product immediately upon delivery and select tiles from many boxes during installation to minimize and blend any possible color difference.



PROJECT
 FLOOR DESIGN
 Trail Cross Cut Beige Grip - 24"x48"
 WALL DESIGN
 Veneer World Atelier Bamboo Vein Cut Beige - 12"x24"
 Trail Cross Cut Beige Mosaic J - 12"x12"
 Trail Cross Cut Beige - 12"x24"


CROSS CUT PEARL



CROSS CUT BEIGE




Available size



24"x48"
 GRIP
 ≈ 0.35" / 9 mm

Color shading



V2

The color of tiles printed in this catalog may differ from actual tiles. Tile color reproductions in this catalog are representative only. Slight tone and shade variations are inherent in porcelain tiles. Before selecting a color, we recommend that you contact your local representative, who will provide you with a sample piece of the requested tile.

This porcelain tile product is manufactured with a V2 shade variation. Remember that the amount of color as well as the texture of each piece may vary from tile to tile. Inspect the product immediately upon delivery and select tiles from many boxes during installation to minimize and blend any possible color difference.



PROJECT
 FLOOR DESIGN
 Masterplan Precious Ivory - 24"x48"
 Feeling Honey - 8"x40"

WHITE AVENUE




COSMOPOLITAN ASH



PRECIOUS IVORY




Available size



24"x48"
 MATT
 ± 0.35" / 9 mm

Color shading



V2

The color of tiles printed in this catalog may differ from actual tiles. Tile color reproductions in this catalog are representative only. Slight tone and shade variations are inherent in porcelain tiles. Before selecting a color, we recommend that you contact your local representative, who will provide you with a sample piece of the requested tile.

This porcelain tile product is manufactured with a V2 shade variation. Remember that the amount of color as well as the texture of each piece may vary from tile to tile. Inspect the product immediately upon delivery and select tiles from many boxes during installation to minimize and blend any possible color difference.



PROJECT
FLOOR DESIGN
Infinity Desert - 12"x24" - 24"x48"

SKY




ABSOLUTE



DESERT




Available size



24"x48"
MATT
± 0.35"/9 mm

Color shading



V2

The color of tiles printed in this catalog may differ from actual tiles. Tile color reproductions in this catalog are representative only. Slight tone and shade variations are inherent in porcelain tiles. Before selecting a color, we recommend that you contact your local representative, who will provide you with a sample piece of the requested tile.

This porcelain tile product is manufactured with a V2 shade variation. Remember that the amount of color as well as the texture of each piece may vary from tile to tile. Inspect the product immediately upon delivery and select tiles from many boxes during installation to minimize and blend any possible color difference.




PROJECT
 FLOOR DESIGN
 Vision Concrete - 24"x48"
 Vision Dark - 12"x24"
 KITCHEN COUNTER
 Soul Piedepoule Pattern - 12"x24"
 WALL DESIGN
 Soho Black - 3"x12"

DOVE



CONCRETE



PEARL




Available size



24"x48"
 MATT
 ± 0.35"/9 mm

Color shading



The color of tiles printed in this catalog may differ from actual tiles. Tile color reproductions in this catalog are representative only. Slight tone and shade variations are inherent in porcelain tiles. Before selecting a color, we recommend that you contact your local representative, who will provide you with a sample piece of the requested tile.

This porcelain tile product is manufactured with a V2 shade variation. Remember that the amount of color as well as the texture of each piece may vary from tile to tile. Inspect the product immediately upon delivery and select tiles from many boxes during installation to minimize and blend any possible color difference.

Bluestone

COLORED BODY PORCELAIN TILE - Rectified Monocaliber

SIZE 24"x48"

MATT FINISH



PROJECT
INDOOR FLOOR DESIGN
Bluestone Blue Select - 24"x48"
Bluestone Blue Select Mosaic D - 12"x10"
FIREPLACE DESIGN
Charme Charme Evo Cote Azure Deluxe - 24"x24"


BLUE SELECT



THERMAL BLUE SELECT



Available size



24"x48"
MATT
± 0.35"/9 mm

Color shading



The color of tiles printed in this catalog may differ from actual tiles. Tile color reproductions in this catalog are representative only. Slight tone and shade variations are inherent in porcelain tiles. Before selecting a color, we recommend that you contact your local representative, who will provide you with a sample piece of the requested tile.

This porcelain tile product is manufactured with a V2 shade variation. Remember that the amount of color as well as the texture of each piece may vary from tile to tile. Inspect the product immediately upon delivery and select tiles from many boxes during installation to minimize and blend any possible color difference.



PROJECT

INDOOR FLOOR DESIGN
Essence Refined Montauk White - 12"x24" - 24"x48"

OUTDOOR FLOOR DESIGN
Essence Refined Montauk White Grip - 12"x24"

WALL DESIGN
Essence Refined Montauk White Mosaic Chevron 3D - 8"x12"

Veneer World Pro LedgeStone Ridge Beige - 6"x24"
Veneer World Atelier Combed Montauk White - 12"x24"

MONTAUK WHITE




MONTAUK BLACK



MONTAUK GREY



Available size



24"x48"
MATT
± 0.35"/9 mm

Color shading



V2

The color of tiles printed in this catalog may differ from actual tiles. Tile color reproductions in this catalog are representative only. Slight tone and shade variations are inherent in porcelain tiles. Before selecting a color, we recommend that you contact your local representative, who will provide you with a sample piece of the requested tile.

This porcelain tile product is manufactured with a V2 shade variation. Remember that the amount of color as well as the texture of each piece may vary from tile to tile. Inspect the product immediately upon delivery and select tiles from many boxes during installation to minimize and blend any possible color difference.



PROJECT
 OUTDOOR FLOOR DESIGN
 Frontier20 Montauk White - 24"x48"
 Frontier20 Montauk White Trim Pieces
 INDOOR FLOOR DESIGN
 Essence Refined Montauk White Grip - 12"x24"
 POOL STEP DESIGN
 Frontier20 Montauk White Trim Pieces
 OUTDOOR WALL DESIGN
 Veneer World Pro LedgeStone Ridge White - 6"x24"
 Veneer World Atelier Combed Montauk White - 12"x24"
 INDOOR WALL DESIGN
 Essence Refined Montauk White Mosaic A - 12"x12"


MONTAUK BLACK



MONTAUK GREY




Available size



24" x 48"
 GRIP
 ± 0.35" / 9 mm

Color shading



The color of tiles printed in this catalog may differ from actual tiles. Tile color reproductions in this catalog are representative only. Slight tone and shade variations are inherent in porcelain tiles. Before selecting a color, we recommend that you contact your local representative, who will provide you with a sample piece of the requested tile.

This porcelain tile product is manufactured with a V2 shade variation. Remember that the amount of color as well as the texture of each piece may vary from tile to tile. Inspect the product immediately upon delivery and select tiles from many boxes during installation to minimize and blend any possible color difference.



INTERNATIONAL WHITE




MINIMALIST GREIGE



NEOCLASSICAL BEIGE




Available size



24"x48"
MATT
± 0.35" / 9 mm

Color shading



V2

PROJECT
FLOOR DESIGN
Frame International White - 24"x48"
Frame Expressive Taupe - 12"x24"

The color of tiles printed in this catalog may differ from actual tiles. Tile color reproductions in this catalog are representative only. Slight tone and shade variations are inherent in porcelain tiles. Before selecting a color, we recommend that you contact your local representative, who will provide you with a sample piece of the requested tile.

This porcelain tile product is manufactured with a V2 shade variation. Remember that the amount of color as well as the texture of each piece may vary from tile to tile. Inspect the product immediately upon delivery and select tiles from many boxes during installation to minimize and blend any possible color difference.



PROJECT
 FLOOR DESIGN
 Explore Arctic White - 24"x48" - 24"x24" - 12"x24"
 FLOWERBED
 Explore Everest Dark - 24"x24" - 12"x24"

ARCTIC WHITE




STAR GREY



AFRICAN BEIGE




Available size



24"x48"
 MATT
 ± 0.35"/9 mm


Color shading



V2

The color of tiles printed in this catalog may differ from actual tiles. Tile color reproductions in this catalog are representative only. Slight tone and shade variations are inherent in porcelain tiles. Before selecting a color, we recommend that you contact your local representative, who will provide you with a sample piece of the requested tile.

This porcelain tile product is manufactured with a V2 shade variation. Remember that the amount of color as well as the texture of each piece may vary from tile to tile. Inspect the product immediately upon delivery and select tiles from many boxes during installation to minimize and blend any possible color difference.



PROJECT

FLOOR DESIGN

Explore Everest Dark - 24"x24" - 12"x24"

Explore Everest Dark Grip - 12"x24"

Explore Everest Dark Mosaic A - 12"x12"

WALL DESIGN

Explore Everest Dark - 12"x24"

Explore Everest Dark Mosaic D - 12"x10"

WASHBASIN

Made.In Liberty Black - 12"x24"


STAR GREY



AFRICAN BEIGE



Available size



24"x48"
GRIP
± 0.35" / 9 mm

Color shading



V2

The color of tiles printed in this catalog may differ from actual tiles. Tile color reproductions in this catalog are representative only. Slight tone and shade variations are inherent in porcelain tiles. Before selecting a color, we recommend that you contact your local representative, who will provide you with a sample piece of the requested tile.

This porcelain tile product is manufactured with a V2 shade variation. Remember that the amount of color as well as the texture of each piece may vary from tile to tile. Inspect the product immediately upon delivery and select tiles from many boxes during installation to minimize and blend any possible color difference.



PROJECT

INDOOR FLOOR DESIGN
 Charme Evo Calacatta Black - 24"x24"
 Charme Evo Michelangelo Extra White - 24"x48"
 OUTDOOR FLOOR DESIGN
 Frontier20 Michelangelo Extra White (20mm) - 24"x24"
 COUNTER
 Charme Evo Michelangelo Extra White - 24"x48"
 WALL DESIGN
 Charme Evo Calacatta Black Mosaic D - 12"x10"
 Charme Evo Calacatta Black - 24"x24"


MICHELANGELO EXTRA WHITE



RENOIR PLUS



Available size



24"x48"
 MATT
 ± 0.35"/9 mm

Color shading



The color of tiles printed in this catalog may differ from actual tiles. Tile color reproductions in this catalog are representative only. Slight tone and shade variations are inherent in porcelain tiles. Before selecting a color, we recommend that you contact your local representative, who will provide you with a sample piece of the requested tile.

This porcelain tile product is manufactured with a V2 shade variation. Remember that the amount of color as well as the texture of each piece may vary from tile to tile. Inspect the product immediately upon delivery and select tiles from many boxes during installation to minimize and blend any possible color difference.




CALACATTA GOLD



VEINED STATUARIO




Available size



24"x48"
MATT
± 0.35"/9 mm

Color shading



V2

PROJECT
WALL DESIGN
Charme Calacatta Gold - 24"x48"

The color of tiles printed in this catalog may differ from actual tiles. Tile color reproductions in this catalog are representative only. Slight tone and shade variations are inherent in porcelain tiles. Before selecting a color, we recommend that you contact your local representative, who will provide you with a sample piece of the requested tile.

This porcelain tile product is manufactured with a V2 shade variation. Remember that the amount of color as well as the texture of each piece may vary from tile to tile. Inspect the product immediately upon delivery and select tiles from many boxes during installation to minimize and blend any possible color difference.



PROJECT
 FLOOR DESIGN
 Journey Natural Ivory - 24"x48"
 WALL DESIGN
 Journey Natural Ivory - 12"x24" - 8"x40"

NATURAL IVORY



MODERN GREY



Available size



24"x48"
 MATT
 ± 0.35" / 9 mm

Color shading



The color of tiles printed in this catalog may differ from actual tiles. Tile color reproductions in this catalog are representative only. Slight tone and shade variations are inherent in porcelain tiles. Before selecting a color, we recommend that you contact your local representative, who will provide you with a sample piece of the requested tile.

This porcelain tile product is manufactured with a V2 shade variation. Remember that the amount of color as well as the texture of each piece may vary from tile to tile. Inspect the product immediately upon delivery and select tiles from many boxes during installation to minimize and blend any possible color difference.



PROJECT
FLOOR DESIGN
Made.In Freedom White - 24"x48"

FREEDOM WHITE




VISION GREY



PASSION SILVER



Available size



24"x48"
MATT
± 0.35"/9 mm

Color shading



V2

The color of tiles printed in this catalog may differ from actual tiles. Tile color reproductions in this catalog are representative only. Slight tone and shade variations are inherent in porcelain tiles. Before selecting a color, we recommend that you contact your local representative, who will provide you with a sample piece of the requested tile.

This porcelain tile product is manufactured with a V2 shade variation. Remember that the amount of color as well as the texture of each piece may vary from tile to tile. Inspect the product immediately upon delivery and select tiles from many boxes during installation to minimize and blend any possible color difference.



BLUE PEONY



SKETCH JUNGLE



AUTUMN LEAF




RED LILY



GREEN GINKGO



Available size



24"x48"
MATT
±0.35"/9 mm

Color shading



V2

PROJECT

WALL DESIGN

Blue Peony - 24"x48"

FLOOR DESIGN

Made.In Liberty Black - 24"x24"

The color of tiles printed in this catalog may differ from actual tiles. Tile color reproductions in this catalog are representative only. Slight tone and shade variations are inherent in porcelain tiles. Before selecting a color, we recommend that you contact your local representative, who will provide you with a sample piece of the requested tile.

This porcelain tile product is manufactured with a V2 shade variation. Remember that the amount of color as well as the texture of each piece may vary from tile to tile. Inspect the product immediately upon delivery and select tiles from many boxes during installation to minimize and blend any possible color difference.



LANDMARK 24"x48"

LANDMARK CONTRACT COLLECTIONS

TUSCANY

GLAZED PORCELAIN TILE - Rectified Monocaliber

SIZE 24"x48"


MATT FINISH



WHITE




Available size



24"x48"
MATT
± 0.31" / 8 mm

Color shading



The color of tiles printed in this catalog may differ from actual tiles. Tile color reproductions in this catalog are representative only. Slight tone and shade variations are inherent in porcelain tiles. Before selecting a color, we recommend that you contact your local representative, who will provide you with a sample piece of the requested tile.

This porcelain tile product is manufactured with a V2 shade variation. Remember that the amount of color as well as the texture of each piece may vary from tile to tile. Inspect the product immediately upon delivery and select tiles from many boxes during installation to minimize and blend any possible color difference.

SEATTLE

GLAZED PORCELAIN TILE - Rectified Monocaliber

SIZE 24"x48"

MATT FINISH



GREY



BLACK




Available size



24"x48"
MATT
± 0.31" / 8 mm

Color shading



The color of tiles printed in this catalog may differ from actual tiles. Tile color reproductions in this catalog are representative only. Slight tone and shade variations are inherent in porcelain tiles. Before selecting a color, we recommend that you contact your local representative, who will provide you with a sample piece of the requested tile.

This porcelain tile product is manufactured with a V3 shade variation. Remember that the amount of color as well as the texture of each piece may vary from tile to tile. Inspect the product immediately upon delivery and select tiles from many boxes during installation to minimize and blend any possible color difference.

NEW YORK

GLAZED PORCELAIN TILE - Rectified Monocaliber

SIZE 24"x48"

MATT FINISH



WHITE



CONCRETE



Available size



24"x48"
MATT
± 0.31" / 8 mm

Color shading



V2

The color of tiles printed in this catalog may differ from actual tiles. Tile color reproductions in this catalog are representative only. Slight tone and shade variations are inherent in porcelain tiles. Before selecting a color, we recommend that you contact your local representative, who will provide you with a sample piece of the requested tile.

This porcelain tile product is manufactured with a V2 shade variation. Remember that the amount of color as well as the texture of each piece may vary from tile to tile. Inspect the product immediately upon delivery and select tiles from many boxes during installation to minimize and blend any possible color difference.

BROOKLYN

GLAZED PORCELAIN TILE - Rectified Monocaliber

SIZE 24"x48"

MATT FINISH



IVORY



GREY



Available size



24"x48"
MATT
± 0.31" / 8 mm

Color shading



The color of tiles printed in this catalog may differ from actual tiles. Tile color reproductions in this catalog are representative only. Slight tone and shade variations are inherent in porcelain tiles. Before selecting a color, we recommend that you contact your local representative, who will provide you with a sample piece of the requested tile.

This porcelain tile product is manufactured with a V3 shade variation. Remember that the amount of color as well as the texture of each piece may vary from tile to tile. Inspect the product immediately upon delivery and select tiles from many boxes during installation to minimize and blend any possible color difference.

24"x48" MATCHING CHART













24"x48" MATT ± 0.35" / 9 mm	24"x48" GRIP ± 0.35" / 9 mm	24"x24" MATT ± 0.35" / 9 mm	12"x24" MATT ± 0.35" / 9 mm	12"x24" GRIP ± 0.35" / 9 mm	3"x12" MATT ± 0.35" / 9 mm	24"x48" FRONTIER 20 ± 0.8" / 20 mm	24"x24" FRONTIER 20 ± 0.8" / 20 mm	24"x36" FRONTIER 20 ± 0.8" / 20 mm	12"x24" FRONTIER 20 ± 0.8" / 20 mm	12"x48" FRONTIER 20 ± 0.8" / 20 mm	12"x12" FRONTIER 20 ± 0.8" / 20 mm	MOSAIC A 12"x12" ± 0.35" / 9 mm	MOSAIC B 12"x12" ± 0.35" / 9 mm	MOSAIC D 12"x10" ± 0.35" / 9 mm	MOSAIC J 12"x12" ± 0.35" / 9 mm	HERRINGBONE 10"x12" ± 0.35" / 9 mm	WALL B 12"x24" ± 0.35" / 9 mm	CHEVRON 3D 8"x10" ± 0.35" / 9 mm	PRO LEDGESTONE 6"x24" ± 0.35" / 9 mm	URBAN LEDGESTONE 6"x24" ± 0.35" / 9 mm	ATELIER WAVE 12"x24" ± 0.35" / 9 mm	ATELIER COMBED 12"x24" ± 0.35" / 9 mm	ATELIER BAMBOO 12"x24" ± 0.35" / 9 mm
PORCELAIN TILES						PORCELAIN PAVERS						PORCELAIN MOSAICS						PORCELAIN VENEER					

TRAVERTINE LOOK	TRAIL REFINED		Cross Cut Pearl	•	•	•	•								•	•										
			Vein Cut Pearl	•		•	•									•		•							•	
			Cross Cut Grey	•		•										•		•								
			Vein Cut Grey	•		•			•							•		•								•
			Cross Cut Ivory	•		•										•		•								
			Vein Cut Ivory	•		•										•		•								
			Cross Cut Beige	•	•	•				•						•		•								
			Vein Cut Beige	•		•	•			•						•		•								•
STONE LOOK	MASTERPLAN		White Avenue	•		•	•	•	•																	
			Precious Ivory	•		•	•																			
			Cosmopolitan Ash	•		•	•	•	•																	
	INFINITY		Sky	•		•	•		•				•					•						•		
			Desert	•		•	•		•				•					•						•		
			Absolute	•		•	•	•	•				•					•						•		
RESIN LOOK	VISION		Dove	•		•	•																			
			Pearl	•		•	•																			
			Concrete	•		•	•																			

24"x48" MATCHING CHART

LANDMARK
C O N T R A C T

		 24"x48" MATT <small>± 0.31" / 8 mm</small>	 12"x24" MATT <small>± 0.31" / 8 mm</small>	 MOSAICA 12"x12" <small>± 0.31" / 8 mm</small>	
		GLAZED PORCELAIN TILES	PORCELAIN MOSAICS		
MARBLE LOOK	TUSCANY	 White	•	•	•
	SEATTLE	 Grey	•	•	•
CONCRETE LOOK		 Black	•	•	•
	NEW YORK	 White	•	•	•
		 Concrete	•	•	•
STONE LOOK	BROOKLYN	 Ivory	•	•	•
		 Grey	•	•	•



PHYSICAL PROPERTIES	TEST ASTM	NORTH AMERICAN STANDARD A137.1*		RESULTS
		rectified	non rectified	
Water absorption *	C373	≤ 0.5%	≤ 0.5%	COMPLY WITH ANSI A137.1
DCOF Average dynamic coefficient of friction **	ANSI A.326.3	As reported	As reported	IW - Interior, Wet
Resistance to freeze/thaw cycling *	C1026	As reported	As reported	RESISTANT
Resistance to thermal shock	C484	As reported	As reported	RESISTANT
Warpage (edge)	C485	Warpage ± 0.4% or ± 0.05 in	Warpage ± 0.75% or ± 0.09 in	COMPLY WITH ANSI A137.1
Warpage (diagonal)	C485	Warpage ± 0.4% or ± 0.07 in	Warpage ± 0.5% or ± 0.08 in	COMPLY WITH ANSI A137.1
Wedging	C502	± 0.25% or ± 0.03 in	± 0.5% or ± 0.08 in	COMPLY WITH ANSI A137.1
Chemical resistance	C650	As reported	As reported	UNAFFECTED
Resistance to stain	C1378	As reported	As reported	UNAFFECTED
Breaking strength	C648	250 lbf or greater	250 lbf or greater	COMPLY WITH ANSI A137.1
Thickness	C499	Range: 0.04 in	Range: 0.04 in	COMPLY WITH ANSI A137.1

* Average values referred to our production and related to the matt finish of the product.

** As far as values relating to the matt finish of the product and to tests carried out by certified external laboratories whose results are available upon request at Headoffice, we are willing to check the lot you are interested in purchasing.









- Be sure to use tiles belonging to the same caliber.
- Test results are available upon request. Those results are based on tests performed in the Landmark laboratory, or by other accredited third parties laboratories over the past months and represent by no means performance guarantee.
- Landmark tiles can be slippery when wet. We recommend to make sure that the surface is always dry.
- The information provided can be subject to change. Please refer to one of our websites (lusa.com or outdoor.landmarkceramics.com) for the latest, most accurate and up-to-date information.

PHYSICAL PROPERTIES	TEST ASTM	NORTH AMERICAN STANDARD A137.1*	RESULTS
DCOF Average dynamic coefficient of friction **	ANSI A.326.3	As reported	EW - Exterior, Wet
Skid Resistance	EN 16165 (EX DIN 51097)	-	A+B+C
	EN 16165 (EX DIN 51130)		R11
Resistance to freeze/thaw cycling *	C1026	As reported	RESISTANT
Resistance to thermal shock	C484	As reported	RESISTANT
Warpage (edge)	C485	Warpage ± 0.4% or ± 0.05 in	COMPLY WITH ANSI A137.1
Warpage (diagonal)	C485	Warpage ± 0.4% or ± 0.07 in	COMPLY WITH ANSI A137.1
Wedging	C502	± 0.25% or ± 0.03 in	COMPLY WITH ANSI A137.1
Chemical resistance	C650	As reported	UNAFFECTED
Resistance to stain	C1378	As reported	UNAFFECTED
Thickness	C499	Range: 0.04 in	COMPLY WITH ANSI A137.1
Breaking strength	C648	250 lbf or greater	COMPLY WITH ANSI A137.1

* Average values referred to our production and related to the matt finish of the product.

** As far as values relating to the matt finish of the product and to tests carried out by certified external laboratories whose results are available upon request at Headoffice, we are willing to check the lot you are interested in purchasing.

- Be sure to use tiles belonging to the same caliber.
- Test results are available on request.
- The information provided can be subject to change. Please refer to outdoor.landmarkceramics.com for the latest, most accurate and up-to-date information.

PHYSICAL PROPERTIES	TEST ASTM	NORTH AMERICAN STANDARD A137.1*	RESULTS
 Water absorption *	C373	≤ 0.5%	COMPLY WITH ANSI A137.1
 DCOF Average dynamic coefficient of friction **	ANSI A.326.3	As reported	IW - Interior, Wet
 Resistance to freeze/thaw cycling *	C1026	As reported	RESISTANT
 Warpage (edge)	C485	Warpage ± 0.75% or ± 0.09 in	COMPLY WITH ANSI A137.1
 Warpage (diagonal)	C485	Warpage ± 0.5% or ± 0.08 in	COMPLY WITH ANSI A137.1
 Wedging	C502	± 0.5% or ± 0.08 in	COMPLY WITH ANSI A137.1
 Chemical resistance	C650	As reported	UNAFFECTED
 Thickness	C499	Range: 0.04 in	COMPLY WITH ANSI A137.1

* Average values referred to our production and related to the matt finish of the product.

** As far as values relating to the matt finish of the product and to tests carried out by certified external laboratories whose results are available upon request at Headoffice, we are willing to check the lot you are interested in purchasing.

- Be sure to use pavers belonging to the same caliber.
- Test results are available on request.
- The information provided can be subject to change. Please refer to <http://contract.landmarkceramics.com> for the latest, most accurate and up-to-date information.





Landmark Ceramics - UST, Inc.

1427 N. Main Street
Mount Pleasant, TN 38474

Tel. 931.325.5700

lusa.com

contract.landmarkceramics.com

LEARN MORE ABOUT

