

SLATE DESIGN PROJECT PORCELAIN PERFORMANCE DATA

COLORED BODY PORCELAIN - Rectified Monocaliber

PHYSICAL PROPERTIES	TEST ASTM	NORTH AMERICAN STANDARD A137.1* / A137.3*	PORCELAIN TILES (REF A137.1) RESULTS	PORCELAIN GRIP TILES (REF A137.1) RESULTS	PORCELAIN PAVERS FRONTIER20 (REF A137.3) RESULTS	PORCELAIN VENEERS VENEERWORLD (REF A137.1) RESULTS
Water absorption *	C373	≤ 0.5%	COMPLY WITH ANSI A137.1	COMPLY WITH ANSI A137.1	COMPLY WITH ANSI A137.3	COMPLY WITH ANSI A137.1
DCOF Average dynamic coefficient of friction **	ANSI A.326.3	As reported	IW - Interior, Wet	EW - Exterior, Wet	EW - Exterior, Wet	NOT APPLICABLE
Skid Resistance	EN 16165 (EX DIN 51097) EN 16165 (EX DIN 51130)	-	-	A+B+C R11	A+B+C R11	NOT APPLICABLE
Resistance to freeze/thaw cycling *	C1026	As reported	RESISTANT	RESISTANT	RESISTANT	RESISTANT
Resistance to thermal shock	C484	As reported	RESISTANT	RESISTANT	RESISTANT	RESISTANT
Warpage (edge)	C485	Warpage ± 0.4% or ± 0.05 in	COMPLY WITH ANSI A137.1	COMPLY WITH ANSI A137.1	COMPLY WITH ANSI A137.3	COMPLY WITH ANSI A137.1
Warpage (diagonal)	C485	Warpage ± 0.4% or ± 0.07 in	COMPLY WITH ANSI A137.1	COMPLY WITH ANSI A137.1	COMPLY WITH ANSI A137.3	COMPLY WITH ANSI A137.1
Wedging	C502	± 0.25% or ± 0.03 in	COMPLY WITH ANSI A137.1	COMPLY WITH ANSI A137.1	COMPLY WITH ANSI A137.3	COMPLY WITH ANSI A137.1
Chemical resistance	C650	As reported	UNAFFECTED	UNAFFECTED	UNAFFECTED	UNAFFECTED
Resistance to stain	C1378	As reported	UNAFFECTED	UNAFFECTED	UNAFFECTED	UNAFFECTED
Thickness	C499	Range: 0.04 in	COMPLY WITH ANSI A137.1	COMPLY WITH ANSI A137.1	COMPLY WITH ANSI A137.3	COMPLY WITH ANSI A137.1
Breaking strength	C648	250 lbf or greater	COMPLY WITH ANSI A137.1	COMPLY WITH ANSI A137.1	-	COMPLY WITH ANSI A137.1
Module of Rupture	C1050	2000 lbf	-	-	COMPLY WITH ANSI A137.3	-
Module of Rupture	C1050	5000 psi	-	-	COMPLY WITH ANSI A137.3	-

* Average values referred to our production and related to the matt finish of the product.
** As far as values relating to the matt finish of the product and to tests carried out by certified external laboratories whose results are available upon request at Headoffice, we are willing to check the lot you are interested in purchasing.
- Be sure to use tiles belonging to the same caliber.
- Test results are available on request.
- The information provided can be subject to change. Please refer to [lcusa.com](https://www.landmarkceramics.com) for the latest, most accurate and up-to-date information.

SLATE DESIGN PROJECT TRIM PIECES

COLORED BODY PORCELAIN PAVERS - Rectified Monocaliber

POOLS & STAIRS			
COPING & STAIR TREAD (*)	COPING CORNER (*)	COPING & STAIR TREAD GRIP (*)	LINEAR COVER DRAIN SET (*)
Rectified Bullnose	Rectified Bullnose	Rectified Bullnose	Open joint width 0.28" (7/64")
A: 24" B: 12"	A: 24" B: 12"	A: 24" B: 12"	A: 24" B: 12"
A: 48" B: 12"	A: 48" B: 12"	A: 48" B: 12"	A: 48" B: 12"

POOLS & STAIRS				WALL COVERS	
L SHAPE MITERED EDGE (*)	L SHAPE 45° CORNER (*)	L SHAPE 2 SIDE CORNER CLOSURE (*)	RISER (*)	COVER (*)	END COVER (*)
Rectified Bullnose	Rectified Bullnose	Rectified Bullnose	Rectified Bullnose	Undecorated border and dripstone	Undecorated border and dripstone
A: 24" B: 12"	A: 24" B: 12"	A: 24" B: 12"	A: 24" B: 8"	A: 24" B: 12"	A: 24" B: 12"
A: 48" B: 6"					

(*) Available in standard version (with undecorated borders).




SLATE DESIGN PROJECT

COLORED BODY PORCELAIN PAVERS - Rectified Monocaliber


M.P.D. BIG

M.P.D. BIG ONE*




Module %
24"x48" = 40%
24"x24" = 20%
MIX = 40% **

M.P.D. BIG TWO*



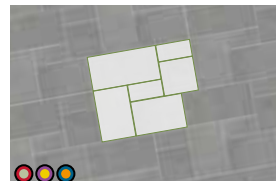
Module %
24"x48" = 50%
MIX = 50% **

M.P.D. BIG THREE*



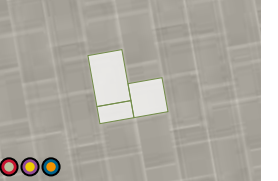
Module %
24"x48" = 40%
24"x24" = 20%
MIX = 40% **

M.P.D. BIG FOUR*



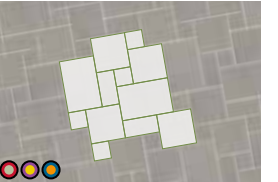
Module %
24"x48" = 28.6%
24"x24" = 14.3%
MIX = 57.1% **

M.P.D. BIG FIVE*



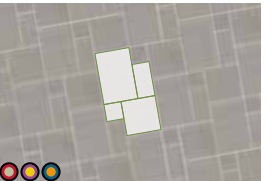
Module %
24"x24" = 33%
MIX = 67% **

M.P.D. BIG SIX*



Module %
24"x24" = 45%
12"x12" = 11%
MIX = 44% **

M.P.D. BIG SEVEN*



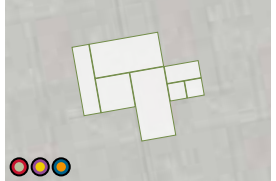
Module %
24"x48" = 31%
12"x12" = 8%
MIX = 61% **

M.P.D. BIG EIGHT*



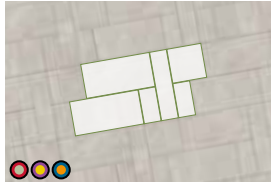
Module %
24"x48" = 40%
12"x12" = 7%
MIX = 53% **

M.P.D. BIG NINE*




Module %
24"x48" = 58%
12"x48" = 14%
24"x24" = 14%
12"x24" = 7%
12"x12" = 7%
MIX = 40% **

M.P.D. BIG TEN*



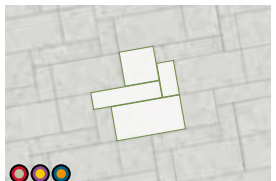
Module %
24"x48" = 58%
12"x48" = 14%
24"x24" = 14%
12"x24" = 14%
MIX = 40% **

M.P.D. BIG ELEVEN*



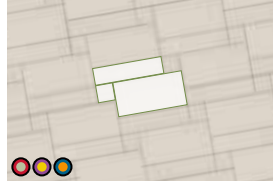
Module %
24"x48" = 31%
12"x48" = 15%
24"x24" = 31%
12"x24" = 15%
12"x12" = 8%
MIX = 38% **

M.P.D. BIG TWELVE*



Module %
24"x48" = 22%
12"x48" = 31%
24"x24" = 23%
12"x24" = 11%
MIX = 78% **

M.P.D. BIG THIRTEEN*



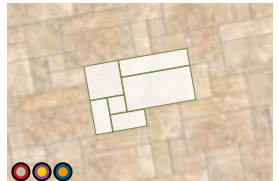
Module %
24"x48" = 62%
12"x48" = 30%
24"x24" = 7%
12"x12" = 8%
MIX = 40% **

M.P.D. BIG FOURTEEN*



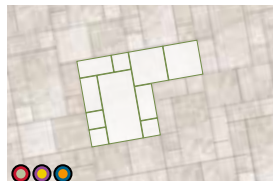
Module %
24"x48" = 67%
12"x48" = 33%
MIX = 50% **

M.P.D. BIG FIFTEEN*




Module %
24"x48" = 38%
12"x48" = 19%
24"x24" = 19%
12"x24" = 19%
12"x12" = 5%
MIX = 38% **

M.P.D. BIG SIXTEEN*



Module %
24"x48" = 18%
12"x48" = 18%
24"x24" = 33%
12"x24" = 33%
MIX = 78% **

M.P.D. BIG SEVENTEEN*



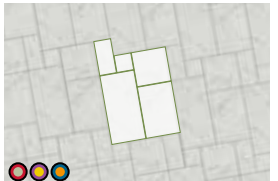
Module %
24"x48" = 33.5%
12"x48" = 33.5%
24"x24" = 17%
12"x24" = 8%
12"x12" = 8%
MIX = 40% **

M.P.D. BIG EIGHTEEN*



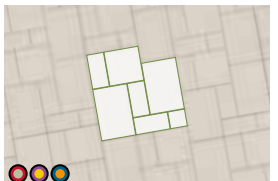
Module %
24"x48" = 50%
12"x48" = 50%
MIX = 50% **

M.P.D. BIG NINETEEN*



Module %
24"x48" = 38%
12"x48" = 19%
24"x24" = 19%
12"x24" = 19%
12"x12" = 5%
MIX = 38% **

M.P.D. BIG TWENTY*



Module %
24"x48" = 18%
12"x48" = 18%
24"x24" = 33%
12"x24" = 33%
MIX = 78% **

M.P.D. SMALL

M.P.D. SMALL ONE*




Module %
12"x24" = 67%
12"x12" = 33%
MIX = 40% **

M.P.D. SMALL TWO*




Module %
12"x24" = 80%
12"x12" = 20%
MIX = 50% **

M.P.D. SMALL THREE*



Module %
24"x24" = 50%
12"x24" = 50%
MIX = 50% **

M.P.D. SMALL FOUR*



Module %
24"x24" = 67%
12"x24" = 33%
MIX = 50% **

M.P.D. SMALL FIVE*



Module %
24"x48" = 57%
12"x24" = 29%
12"x12" = 14%
MIX = 40% **

M.P.D. SMALL SIX*



Module %
24"x24" = 33%
12"x24" = 50%
12"x12" = 17%
MIX = 40% **

M.P.D. SMALL SEVEN*



Module %
24"x24" = 57%
12"x24" = 29%
12"x12" = 14%
MIX = 40% **

M.P.D. SMALL EIGHT*



Module %
24"x24" = 44%
12"x24" = 45%
12"x12" = 11%
MIX = 40% **

M.P.D. SMALL NINE*




Module %
12"x24" = 50%
12"x24" = 25%
12"x12" = 25%
MIX = 40% **

M.P.D. SMALL TEN*



Module %
12"x24" = 75%
12"x12" = 25%
MIX = 50% **

M.P.D. SMALL ELEVEN*



Module %
24"x24" = 57%
12"x24" = 29%
12"x12" = 14%
MIX = 40% **

M.P.D. SMALL TWELVE*



Module %
24"x24" = 44%
12"x24" = 45%
12"x12" = 11%
MIX = 40% **

M.P.D. SMALL THIRTEEN*



Module %
24"x24" = 67%
12"x24" = 33%
MIX = 50% **

M.P.D. SMALL FOURTEEN*

Module %
24"x24" = 50%
12"x24" = 50%
MIX = 50% **

M.P.D. SMALL FIFTEEN*

Module %
24"x24" = 38%
12"x24" = 19%
24"x24" = 19%
12"x24" = 19%
12"x12" = 5%
MIX = 38% **

M.P.D. SMALL SIXTEEN*

Module %
24"x48" = 31%
12"x48" = 15%
24"x24" = 31%
12"x24" = 15%
12"x12" = 8%
MIX = 38% **

M.P.D. SMALL SEVENTEEN*

Module %
24"x48" = 62%
12"x48" = 30%
24"x24" = 7%
12"x12" = 8%
MIX = 40% **

M.P.D. SMALL EIGHTEEN*

Module %
24"x48" = 67%
12"x48" = 33%
MIX = 50% **

M.P.D. SMALL NINETEEN*

Module %
24"x48" = 58%
12"x48" = 14%
24"x24" = 14%
12"x24" = 7%
12"x12" = 7%
MIX = 40% **

M.P.D. SMALL TWENTY*

Module %
24"x48" = 58%
12"x48" = 14%
24"x24" = 14%
12"x24" = 14%
MIX = 40% **

M.P.D. SMALL TWENTYONE*

Module %
24"x48" = 58%
12"x48" = 14%
24"x24" = 14%
12"x24" = 14%
MIX = 40% **

M.P.D. SMALL TWENTYTWO*

Module %
24"x48" = 58%
12"x48" = 14%
24"x24" = 14%
12"x24" = 14%
MIX = 40% **

M.P.D. SMALL TWENTYTHREE*

Module %
24"x48" = 58%
12"x48" = 14%
24"x24" = 14%
12"x24" = 14%
MIX = 40% **

M.P.D. SMALL TWENTYFOUR*

Module %
24"x48" = 58%
12"x48" = 14%
24"x24" = 14%
12"x24" = 14%
MIX = 40% **

M.P.D. SMALL TWENTYFIVE*

Module %
24"x48" = 58%
12"x48" = 14%
24"x24" = 14%
12"x24" = 14%
MIX = 40% **

M.P.D. SMALL TWENTYSIX*

Module %
24"x48" = 58%
12"x48" = 14%
24"x24" = 14%
12"x24" = 14%
MIX = 40% **

M.P.D. SMALL TWENTYSEVEN*

Module %
24"x48" = 58%
12"x48" = 14%
24"x24" = 14%
12"x24" = 14%
MIX = 40% **

M.P.D. SMALL TWENTYEIGHT*

Module %
24"x48" = 58%
12"x48" = 14%
24"x24" = 14%
12"x24" = 14%
MIX = 40% **

M.P.D. SMALL TWENTYNINE*

Module %
24"x48" = 58%
12"x48" = 14%
24"x24" = 14%
12"x24" = 14%
MIX = 40% **

M.P.D. SMALL THIRTY*

Module %
24"x48" = 58%
12"x48" = 14%
24"x24" = 14%
12"x24" = 14%
MIX = 40% **

M.P.D. SMALL THIRTYONE*

Module %
24"x48" = 58%
12"x48" = 14%
24"x24" = 14%
12"x24" = 14%
MIX = 40% **

M.P.D. SMALL THIRTYTWO*

Module %
2

