



2025
EDITION

 **LANDMARK**
CERAMICS



Porcelain Tiles Grip Finish

INDEX

Overview	p. 02
Trail	NEW2025 p. 04
Essence	p. 06
Masterplan	p. 08
Explore	p. 10
Journey	p. 12
Made.In	p. 14
Infinity	p. 16
Installation	p. 18
Technical Data	p. 20

A new **landmark** in the ceramic industry

Landmark Ceramics is an American company, based in Tennessee that has set out to research, manufacture and sell top quality porcelain ceramics in North America. Technological innovation, market presence, attention to detail, the welfare of people and the environment, efficient service and a thorough product range make Landmark a new benchmark in the North American market for those who are looking for a reliable partner for any building and architecture project using US made top quality porcelain material.

LANDMARK GRIP TILES

Porcelain Tiles Grip Finish

An excellent choice for both outdoor environments and indoor wet areas, offering a blend of safety and style. Porcelain Grip Tiles provide enhanced slip resistance, making them ideal for any outdoor space such as pools, decks, patios and terraces and indoor environments like spas, indoor pools and bathrooms.

Available in various designs and looks, they combine practicality with aesthetic appeal, seamlessly blending into any setting while prioritizing safety and comfort.






PROJECT
FLOOR DESIGN
Trail Cross Cut Beige Grip - 24"x48"
WALL DESIGN
Veneer World Atelier Bamboo Vein Cut Beige - 12"x24"
Trail Cross Cut Beige - 12"x24"



Color shading

 V2


Available sizes




12"x24"
GRIP
± 0.35" / 9 mm



Color shading

 V2


Available sizes




24"x48"
GRIP
± 0.35" / 9 mm



Color shading

 V2


Available sizes




12"x24"
GRIP
± 0.35" / 9 mm



Color shading

 V2

Available sizes




24"x48"
GRIP
± 0.35" / 9 mm

The color of tiles printed in this catalog may differ from actual tiles. Tile color reproductions in this catalog are representative only. Slight tone and shade variations are inherent in porcelain tiles. Before selecting a color, we recommend that you contact your local representative, who will provide you with a sample piece of the requested tile.



Color shading

 V2


Available sizes



12"x24"
GRIP
± 0.35" / 9 mm



Color shading

 V2

Available sizes



12"x24"
GRIP
± 0.35" / 9 mm

This porcelain tile product is manufactured with a V2 shade variation. Remember that the amount of color as well as the texture of each piece may vary from tile to tile. Inspect the product immediately upon delivery and select tiles from many boxes during installation to minimize and blend any possible color difference.



PROJECT
OUTDOOR FLOOR DESIGN
Frontier20 Montauk White - 24"x48"
Frontier20 Montauk White Trim Pieces
INDOOR FLOOR DESIGN
Essence Refined Montauk White Grip - 12"x24"
POOL STEP DESIGN
Frontier20 Montauk White Trim Pieces
OUTDOOR WALL DESIGN
Veneer World Pro LedgeStone Ridge White - 6"x24"
Veneer World Atelier Combed Montauk White - 12"x24"
INDOOR WALL DESIGN
Essence Refined Montauk White Mosaic A - 12"x12"

MONTAUK WHITE



Color shading




V2

Available sizes



12"x24"
GRIP
± 0.35" / 9 mm

MONTAUK BLACK




Color shading




V2

Available sizes




24"x48"
GRIP
± 0.35" / 9 mm



12"x24"
GRIP
± 0.35" / 9 mm

The color of tiles printed in this catalog may differ from actual tiles. Tile color reproductions in this catalog are representative only. Slight tone and shade variations are inherent in porcelain tiles. Before selecting a color, we recommend that you contact your local representative, who will provide you with a sample piece of the requested tile.

MONTAUK GREY




Color shading



V2

Available sizes



24"x48"
GRIP
± 0.35" / 9 mm




12"x24"
GRIP
± 0.35" / 9 mm


This porcelain tile product is manufactured with a V2 shade variation. Remember that the amount of color as well as the texture of each piece may vary from tile to tile. Inspect the product immediately upon delivery and select tiles from many boxes during installation to minimize and blend any possible color difference.




PROJECT
FLOOR DESIGN
Masterplan Precious Ivory - 24"x48"
Masterplan Precious Ivory Grip - 12"x24"
Masterplan Artistic Beige Mosaic A - 12"x12"
Feeling Honey - 8"x40"
WALL DESIGN
Masterplan Artistic Beige Mosaic A - 12"x12"
Feeling Honey - 8"x40"

WHITE AVENUE




Color shading
 V2


Available sizes




12"x24"
GRIP
± 0.35" / 9 mm

COSMOPOLITAN ASH



Color shading
 V2

Available sizes




12"x24"
GRIP
± 0.35" / 9 mm


The color of tiles printed in this catalog may differ from actual tiles. Tile color reproductions in this catalog are representative only. Slight tone and shade variations are inherent in porcelain tiles. Before selecting a color, we recommend that you contact your local representative, who will provide you with a sample piece of the requested tile.

PRECIOUS IVORY



Color shading
 V2

Available sizes



12"x24"
GRIP
± 0.35" / 9 mm


This porcelain tile product is manufactured with a V2 shade variation. Remember that the amount of color as well as the texture of each piece may vary from tile to tile. Inspect the product immediately upon delivery and select tiles from many boxes during installation to minimize and blend any possible color difference.




PROJECT
FLOOR DESIGN
Explore Everest Dark - 24"x24"
Explore Everest Dark - 12"x24"
Explore Everest Dark Grip - 12"x24"
Explore Everest Dark Mosaic A - 12"x12"
POOL DESIGN
Explore Everest Dark Grip - 12"x24"
Explore Everest Dark Mosaic A - 12"x12"

ARCTIC WHITE



Color shading
 V2

Available sizes




12"x24"
GRIP
± 0.35" / 9 mm


EVEREST DARK

 10%



Color shading
 V2

Available sizes




12"x24"
GRIP
± 0.35" / 9 mm

AFRICAN BEIGE



Color shading
 V2

Available sizes



24"x48"
GRIP
± 0.35" / 9 mm



12"x24"
GRIP
± 0.35" / 9 mm


STAR GREY

 10%



Color shading
 V2

Available sizes



24"x48"
GRIP
± 0.35" / 9 mm



12"x24"
GRIP
± 0.35" / 9 mm

The color of tiles printed in this catalog may differ from actual tiles. Tile color reproductions in this catalog are representative only. Slight tone and shade variations are inherent in porcelain tiles. Before selecting a color, we recommend that you contact your local representative, who will provide you with a sample piece of the requested tile.


This porcelain tile product is manufactured with a V2 shade variation. Remember that the amount of color as well as the texture of each piece may vary from tile to tile. Inspect the product immediately upon delivery and select tiles from many boxes during installation to minimize and blend any possible color difference.




PROJECT
FLOOR DESIGN
Journey Modern Grey Grip - 12"x24"
Journey Modern Grey - 8"x40"
WALL DESIGN
Journey Modern Grey - 8"x40"
Journey Modern Grey Mosaic A - 12"x12"

NATURAL IVORY



Color shading
 V2


Available sizes




12"x24"
GRIP
± 0.35" / 9 mm

MODERN GREY



Color shading
 V2

Available sizes




12"x24"
GRIP
± 0.35" / 9 mm


The color of tiles printed in this catalog may differ from actual tiles. Tile color reproductions in this catalog are representative only. Slight tone and shade variations are inherent in porcelain tiles. Before selecting a color, we recommend that you contact your local representative, who will provide you with a sample piece of the requested tile.

COZY BEIGE



Color shading
 V2

Available sizes



12"x24"
GRIP
± 0.35" / 9 mm

This porcelain tile product is manufactured with a V2 shade variation. Remember that the amount of color as well as the texture of each piece may vary from tile to tile. Inspect the product immediately upon delivery and select tiles from many boxes during installation to minimize and blend any possible color difference.




PROJECT
OUTDOOR FLOOR DESIGN
Frontier20 Passion Silver - 24"x24"
Made.In Freedom White Grip - 12"x24"
INDOOR FLOOR DESIGN
Made.In Freedom White Grip - 12"x24"

FREEDOM WHITE



Color shading
V2

Available sizes



12"x24"
GRIP
± 0.35" / 9 mm


PASSION SILVER

10%
OFF



Color shading
V2

Available sizes



12"x24"
GRIP
± 0.35" / 9 mm


The color of tiles printed in this catalog may differ from actual tiles. Tile color reproductions in this catalog are representative only. Slight tone and shade variations are inherent in porcelain tiles. Before selecting a color, we recommend that you contact your local representative, who will provide you with a sample piece of the requested tile.

HERITAGE BEIGE



Color shading
V2

Available sizes



12"x24"
GRIP
± 0.35" / 9 mm


VISION GREY

10%
OFF



Color shading
V2

Available sizes



12"x24"
GRIP
± 0.35" / 9 mm

This porcelain tile product is manufactured with a V2 shade variation. Remember that the amount of color as well as the texture of each piece may vary from tile to tile. Inspect the product immediately upon delivery and select tiles from many boxes during installation to minimize and blend any possible color difference.



PROJECT
INDOOR FLOOR DESIGN
Infinity Absolute - 12"x24"
OUTDOOR FLOOR DESIGN
Infinity Absolute Grip - 12"x24"
WALL DESIGN
Infinity Desert Wave - 12"x24"
Spirit Walnut - 8"x40"


ABSOLUTE



Color shading




Available sizes



12"x24"
GRIP
± 0.35" / 9 mm


COSMOS



Color shading



Available sizes



12"x24"
GRIP
± 0.35" / 9 mm

The color of tiles printed in this catalog may differ from actual tiles. Tile color reproductions in this catalog are representative only. Slight tone and shade variations are inherent in porcelain tiles. Before selecting a color, we recommend that you contact your local representative, who will provide you with a sample piece of the requested tile.

This porcelain tile product is manufactured with a V2 shade variation. Remember that the amount of color as well as the texture of each piece may vary from tile to tile. Inspect the product immediately upon delivery and select tiles from many boxes during installation to minimize and blend any possible color difference.

Traditional installation.

Porcelain Grip Tiles can be installed by simply following traditional installation method using thinset/thickset mortar appropriate for use with porcelain tiles.

This method offers the most stable and most durable floor covering that is able to withstand pedestrian traffic within 24 hours.

Advantages.

- LONG TERM DURABILITY
- READILY ACCESSIBLE SURFACES
- ABLE TO WITHSTAND PEDESTRIAN


Locations.

OUTDOOR APPLICATIONS

- ✓ POOLS
- ✓ DECKS
- ✓ PATIOS
- ✓ TERRACES

INDOOR APPLICATIONS

- ✓ SPAS
- ✓ INDOOR POOLS
- ✓ BATHROOMS
- ✓ SHOWER FLOORS



- EXTERIOR FLOORS**
- A PORCELAIN GRIP TILES 0.35" NOMINAL (9MM) TILES
 - B CEMENTITIOUS BOND COAT
 - C MEMBRANE
 - D CONCRETE, ON-GROUND OR ABOVE- GROUND
 - F GRAVEL BED
- INTERIOR FLOORS OVER CONCRETE**
- A PORCELAIN GRIP TILES 0.35" NOMINAL (9MM) TILES
 - B CEMENTITIOUS BOND COAT
 - C MEMBRANE
 - D UNBONDED MORTAR BED
 - E REINFORCING
 - F CONCRETE, ON-GROUND OR ABOVE- GOUND

The stratigraphic images are just an example of the type of application and technical features of Porcelain Grip Tiles. Landmark Ceramics recommends to refer to the specific norms valid in the various countries to carry out a state-of-the-art installation. Visit lcsa.com for practical installation information.

RECOMMENDED USE FOR GRIP FINISH PORCELAIN TILES (ALL COLLECTIONS)

These products are recommended for indoor and outdoor floors and walls, in commercial and residential application, especially where antislip features are required. Landmark recommends an offset no greater than 30%, if a staggered pattern is required for tiles of 20” inches or longer. Visit <https://outdoor.landmarkceramics.com> for detailed instructions of installation.













CARE AND MAINTENANCE

Do not apply any wax or sealer to the product after installation. Regular cleaning is the best way to keep Landmark products looking good. Use clean, hot water (add household cleaner for more aggressive cleaning). Rinse thoroughly and dry with a soft cloth to prevent water spots. Please visit **lcusa.com** for further information regarding the care and maintenance of Landmark products.

WARRANTY

Landmark guarantees that its products will meet or exceed the performance specifications set out in ANSI A137.1- 2012 and in the performance specifications section of this catalog. For more information, please visit our website at **lcusa.com**.



PHYSICAL PROPERTIES	TEST ASTM	NORTH AMERICAN STANDARD A137.1*	RESULTS
 Water absorption *	C373	≤ 0.5%	COMPLY WITH ANSI A137.1
 DCOF Average dynamic coefficient of friction **	ANSI A.326.3	As reported	EW - Exterior, Wet
 Skid Resistance	EN 16165 (EX DIN 51097)	-	A+B+C
	EN 16165 (EX DIN 51130)		R11
 Resistance to freeze/thaw cycling *	C1026	As reported	RESISTANT
 Resistance to thermal shock	C484	As reported	RESISTANT
 Warpage (edge)	C485	Warpage ± 0.4% or ± 0.05 in	COMPLY WITH ANSI A137.1
 Warpage (diagonal)	C485	Warpage ± 0.4% or ± 0.07 in	COMPLY WITH ANSI A137.1
 Wedging	C502	± 0.25% or ± 0.03 in	COMPLY WITH ANSI A137.1
 Chemical resistance	C650	As reported	UNAFFECTED
 Resistance to stain	C1378	As reported	UNAFFECTED
 Thickness	C499	Range: 0.04 in	COMPLY WITH ANSI A137.1
 Breaking strength	C648	250 lbf or greater	COMPLY WITH ANSI A137.1

* Average values referred to our production and related to the matt finish of the product.
** As far as values relating to the matt finish of the product and to tests carried out by certified external laboratories whose results are available upon request at Headoffice, we are willing to check the lot you are interested in purchasing.
- Be sure to use tiles belonging to the same caliber.
- Test results are available on request.
- The information provided can be subject to change. Please refer to **outdoor.landmarkceramics.com** for the latest, most accurate and up-to-date information.





Landmark Ceramics - UST, Inc.

1427 N. Main Street
Mount Pleasant, TN 38474

Tel. 931.325.5700

lcusa.com
outdoor.landmarkceramics.com

LEARN MORE ABOUT



LEARN MORE ABOUT

